



SC Annual School Report Card Summary

HE McCracken Middle School
BEAUFORT COUNTY
Grades: 8-9 Enrollment: 979
Principal: J. Todd Bornscheuer
Superintendent: Dr. Jeffrey Moss
Board Chair: Bill Evans

PERFORMANCE

Comprehensive detail, including definitions of ratings, performance criteria, and explanations of status, is available on www.ed.sc.gov and www.eoc.sc.gov as well as school and school district websites. Printed versions are available from school districts upon request.

YEAR	ABSOLUTE RATING	GROWTH RATING	PALMETTO GOLD AND SILVER AWARD		ESEA/FEDERAL ACCOUNTABILITY RATING SYSTEM	
			General Performance	Closing the Gap	ESEA Grade	Accountability Indicator
2014	Average	Below Average	TBD	TBD	C	N/A
2013	Average	Below Average	N/A	N/A	D	N/A
2012	Good	Good	SILVER	N/A	B	N/A

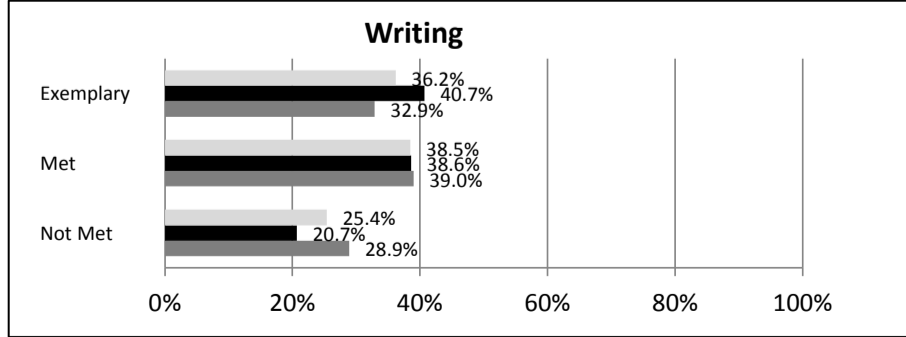
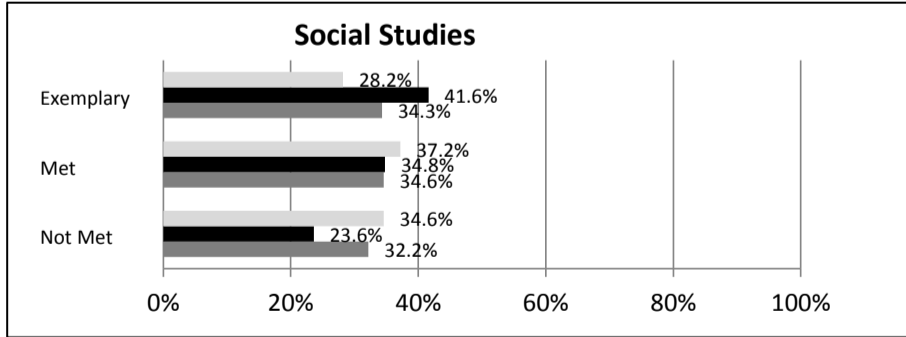
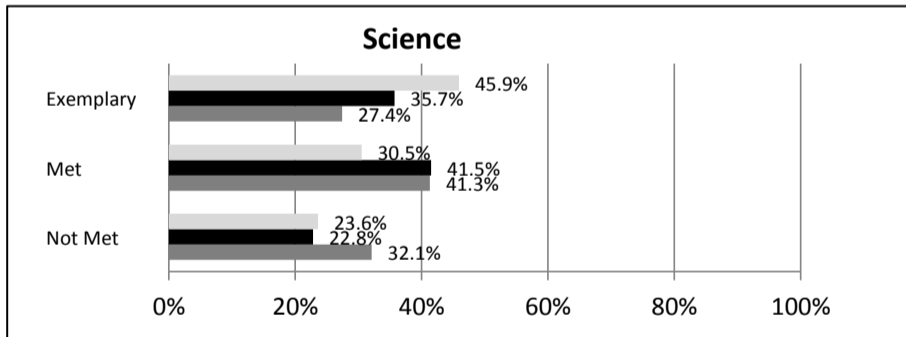
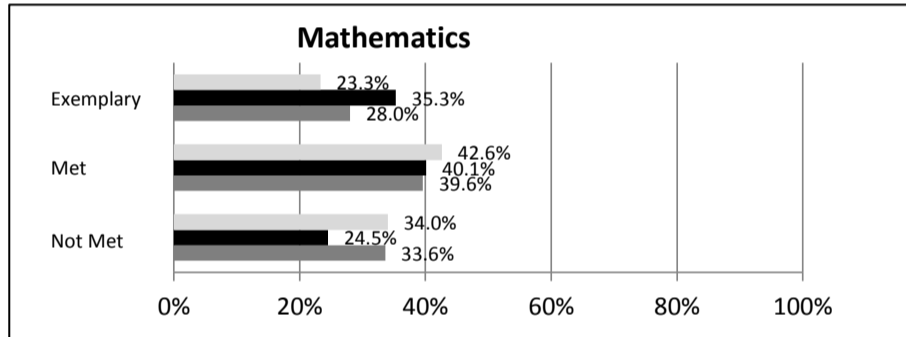
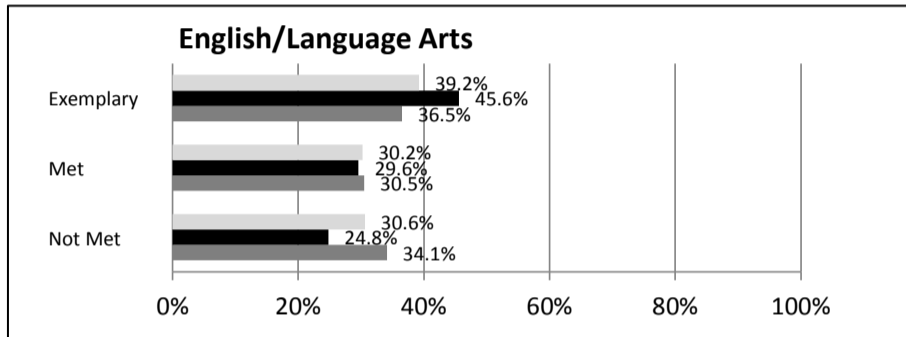
ABSOLUTE RATINGS OF MIDDLE SCHOOLS WITH STUDENTS LIKE OURS*

EXCELLENT	GOOD	AVERAGE	BELOW AVERAGE	AT-RISK
19	13	7	1	0

* Ratings are calculated with data available by 04/27/2015. Schools with Students Like Ours are Middle Schools with Poverty Indices of no more than 5% above or below the index for this school.

SC PASS PERFORMANCE

Our School Middle Schools with Students Like Ours Middle Schools Statewide



NAEP*

*Performance reported for SC and nation, data not available at school level. Percentages at NAEP Achievement Levels.



END OF COURSE TESTS - 2014

% of Students scoring 70 or above on:	Our Middle School	Middle Schools with Students Like Ours
Algebra 1/Math for the Technologies 2	84.0%	98.3%
English 1	80.0%	94.0%
Biology 1	N/A	N/A
US History and the Constitution	0.0%	0.0%
All Subjects	83.0%	97.9%

SC PERFORMANCE VISION

By 2020 all students will graduate with the knowledge and skills necessary to compete successfully in the global economy, participate in a democratic society and contribute positively as members of families and communities.

Abbreviations Key

N/A-Not Applicable N/AV-Not Available N/C-Not Collected N/R-Not Reported I/S-Insufficient Sample TBD-To Be Determined

**HE McCracken Middle School
BEAUFORT COUNTY**

SCHOOL PROFILE

	Our School	Change from Last Year	Middle Schools with Students Like Ours	Median Middle Schools
Students (n = 979)				
Students Enrolled in high school credit courses (grades 7 & 8)	91.9%	Up from 5.3%	33.3%	26.0%
Retention rate	4.2%	Up from 3.1%	0.4%	0.6%
Attendance rate	96.9%	Up from 96.5%	96.6%	96.2%
Served by gifted and talented program	26.4%	Up from 25.1%	25.4%	19.4%
With disabilities	6.4%	Down from 8.3%	11.7%	12.8%
Older than usual for grade	5.5%	Down from 5.8%	3.0%	4.5%
Out-of-school suspensions or expulsions for violent and/or criminal offenses	2.9%	Down from 4.8%	0.3%	0.4%
Annual dropout rate	0.6%	No change	0.0%	0.0%
Teachers (n = 62)				
Teachers with advanced degrees	66.1%	No change	64.7%	61.3%
Continuing contract teachers	64.5%	Down from 76.8%	78.1%	75.9%
Teachers returning from previous year	84.5%	Up from 70.9%	87.0%	85.4%
Teacher attendance rate	93.3%	Up from 93.2%	95.5%	95.2%
Average teacher salary*	\$48,846	Up 2.3%	\$48,817	\$47,081
Classes not taught by highly qualified teachers	24.6%	Up from 5.6%	4.0%	5.8%
Professional development days/teacher	18.5 days	Up from 4.1 days	11.1 days	10.6 days
School				
Principal's years at school	1.0	Down from 6.0	3.0	3.0
Student-teacher ratio in core subjects	28.4 to 1	Up from 21.0 to 1	21.9 to 1	21.5 to 1
Prime instructional time	87.6%	Up from 87.0%	90.9%	90.1%
Opportunities in the arts	Excellent	No change	Excellent	Good
SACS accreditation	Yes	No change	Yes	Yes
Parents attending conferences	100.0%	No change	98.9%	99.0%
Character development program	Excellent	Up from Good	Good	Good
Dollars spent per pupil**	\$7,599	Up 9.0%	\$7,298	\$7,616
Percent of expenditures for instruction**	57.7%	Down from 66.0%	63.4%	62.0%
Percent of expenditures for teacher salaries**	57.1%	Up from 57.0%	62.7%	61.3%
ESEA composite index score	77.8	Up from 68.1	83.9	77.9

* Length of contract = 185+ days.

**Prior year audited financial data available.

EVALUATION RESULTS

	Teachers	Students*	Parents*
Number of surveys returned	47	373	205
Percent satisfied with learning environment	87.3%	56.3%	74.1%
Percent satisfied with social and physical environment	87.5%	64.9%	64.8%
Percent satisfied with school-home relations	63.3%	78.9%	58.4%

*Only students at the highest middle school grade level at this school and their parents were included.

Comprehensive detail, including definitions of ratings, performance criteria, and explanations of status, is available on www.ed.sc.gov and www.eoc.sc.gov as well as school and school district websites.

Printed versions are available from school districts upon request.

REPORT OF PRINCIPAL AND SCHOOL IMPROVEMENT COUNCIL

H.E. McCracken Middle School's mantra is "Together We Will." The students, faculty and staff of McCracken had a great school year in and out of the classroom. Thirty-eight students qualified as Junior Scholars based on PSAT scores. Nineteen students qualified for college engineering credit based on End of Course scores in Introduction to Engineering Design. In 2012-2013, thirty-one students received Advanced Placement Scores in Human Geography that qualified them for college credit. We increased enrollment in this course in the 2013-14 school year and anticipate even more receiving college credit qualification. Preliminary End of Course Test scores for 2013-14 were in at the time of this publication. Based on those, all three testable areas (Algebra I, English I and Biology) showed growth. Fourteen students "tested out" of English as a Second Language programming. We implemented an "Eight-Point-Five" program for select students who failed to meet promotion criteria for ninth grade. Seventy-three percent are being promoted to tenth grade.

Our students were successful in co-curricular activities as well. Football, boys' basketball and track were all district champions. Our softball and baseball teams were runners-up. Our athletes in the Fall of 2013 held an overall GPA of 3.376, with 94% of our athletes meeting and exceeding the district's 2.0 policy. Forty-nine of our athletes selected as Academic All-Stars by Beaufort County School District. The Science Olympiad placed fourth in the state. Seventy students were inducted in the new Junior National Honor Society. Four HEMMS band students were chosen attend the South Carolina Band Directors' Association Spring Festival in 2014 and three were selected to all-region band, a feat uncommon for ninth grade students.

"Together We Will" look forward to even greater accomplishments in the 2014-2015 school year. We will be providing the opportunity for all eighth grade students to gain Carnegie Unit credit in computers for the first time. This will allow students to focus on specific four year programs of study beginning in ninth grade. We will have a student Service Learning class, where student leaders will guide our school's anti-bullying campaign and community service projects. We will partner with Bluffton High School to expand the Eight-Point-Five program to ninth grade. We will begin the planning phase of our transition to an Arts-Infused and Project Lead the Way Engineering school for the 2015-2016 school year. We will participate in Making Middle Grades Work, a national initiative emphasizing the power of collective leadership for more effective student outcomes.

A lot is happening at H.E. McCracken Middle. We hope you will answer the call to be involved as we grow our Parent-Teacher Organization and School Improvement Council. Give us a call to learn how you can be more connected and ensure student success. "Together We Will" build a great future for our students.

By Todd Bornscheuer, HEMMS Principal and Loretta Kefford, HEMMS SIC Chair

Abbreviations Key

N/A-Not Applicable

N/AV-Not Available

N/C-Not Collected

N/R-Not Reported

I/S-Insufficient Sample

TBD-To Be Determined