



SC Annual School Report Card Summary

Hilton Head Island Middle School
 BEAUFORT COUNTY
 Grades: 6-8 Enrollment: 984
 Principal: Gregory Stickel
 Superintendent: Dr. Jeffrey Moss
 Board Chair: Bill Evans

PERFORMANCE

Comprehensive detail, including definitions of ratings, performance criteria, and explanations of status, is available on www.ed.sc.gov and www.eoc.sc.gov as well as school and school district websites. Printed versions are available from school districts upon request.

YEAR	ABSOLUTE RATING	GROWTH RATING	PALMETTO GOLD AND SILVER AWARD		ESEA/FEDERAL ACCOUNTABILITY RATING SYSTEM	
			General Performance	Closing the Gap	ESEA Grade	Accountability Indicator
2014	Good	Good	TBD	TBD	D	N/A
2013	Average	Average	N/A	N/A	D	N/A
2012	Good	Average	N/A	N/A	B	N/A

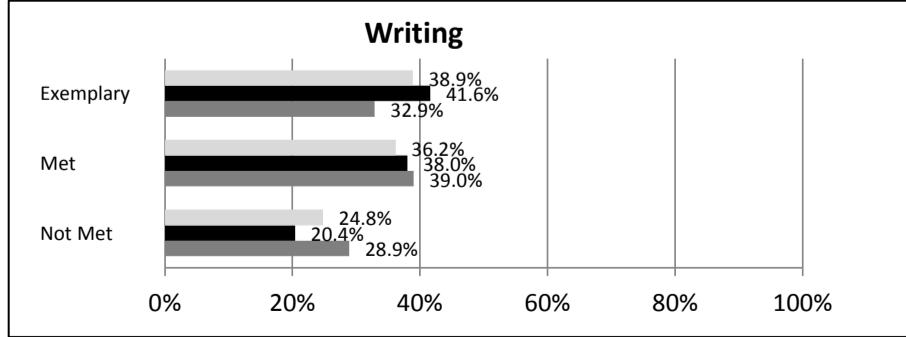
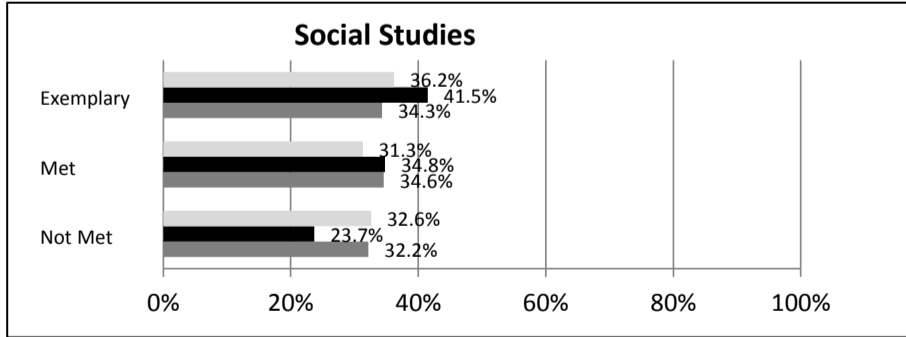
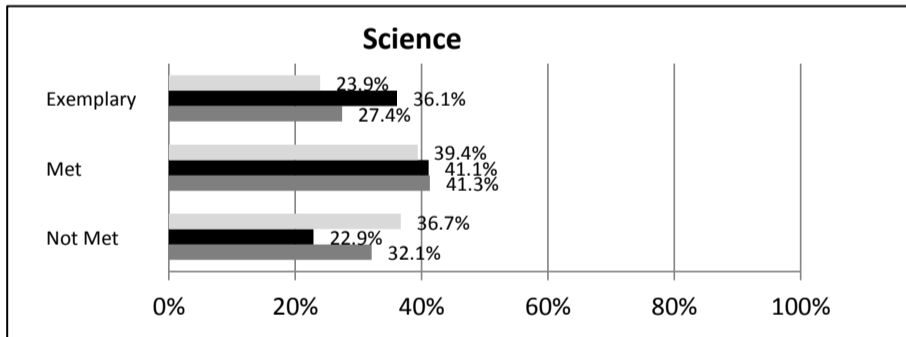
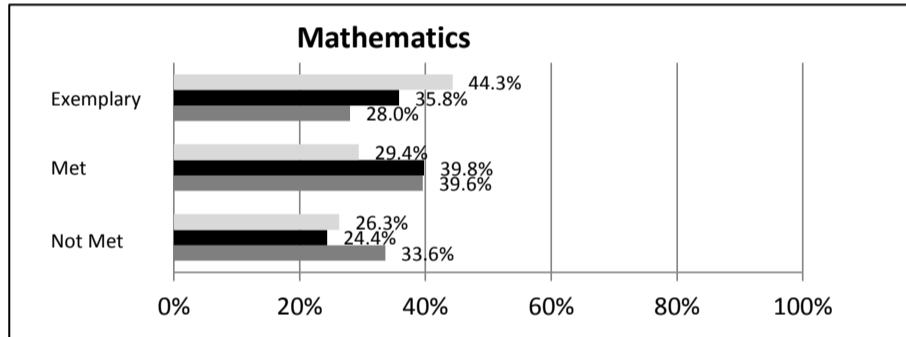
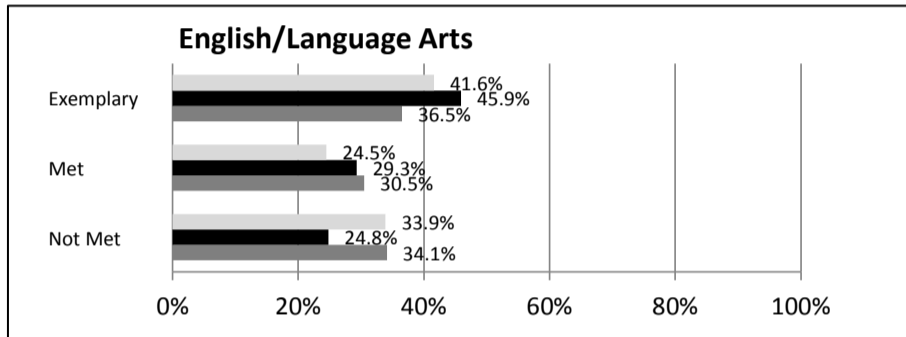
ABSOLUTE RATINGS OF MIDDLE SCHOOLS WITH STUDENTS LIKE OURS*

EXCELLENT	GOOD	AVERAGE	BELOW AVERAGE	AT-RISK
19	10	7	1	0

* Ratings are calculated with data available by 04/27/2015. Schools with Students Like Ours are Middle Schools with Poverty Indices of no more than 5% above or below the index for this school.

SC PASS PERFORMANCE

Our School Middle Schools with Students Like Ours Middle Schools Statewide



NAEP*

*Performance reported for SC and nation, data not available at school level. Percentages at NAEP Achievement Levels.



END OF COURSE TESTS - 2014

% of Students scoring 70 or above on:	Our Middle School	Middle Schools with Students Like Ours
Algebra 1/Math for the Technologies 2	100.0%	98.1%
English 1	N/A	93.3%
Biology 1	N/A	N/A
US History and the Constitution	N/A	0.0%
All Subjects	100.0%	97.7%

SC PERFORMANCE VISION

By 2020 all students will graduate with the knowledge and skills necessary to compete successfully in the global economy, participate in a democratic society and contribute positively as members of families and communities.

Abbreviations Key

N/A-Not Applicable N/AV-Not Available N/C-Not Collected N/R-Not Reported I/S-Insufficient Sample TBD-To Be Determined

**Hilton Head Island Middle School
BEAUFORT COUNTY**

SCHOOL PROFILE

	Our School	Change from Last Year	Middle Schools with Students Like Ours	Median Middle Schools
Students (n = 984)				
Students Enrolled in high school credit courses (grades 7 & 8)	31.5%	Down from 52.7%	35.2%	26.0%
Retention rate	0.4%	No change	0.4%	0.6%
Attendance rate	97.9%	Up from 97.8%	96.6%	96.2%
Served by gifted and talented program	29.0%	Down from 30.1%	25.5%	19.4%
With disabilities	11.7%	Up from 11.2%	11.7%	12.8%
Older than usual for grade	3.0%	Up from 2.5%	3.0%	4.5%
Out-of-school suspensions or expulsions for violent and/or criminal offenses	0.0%	Down from 0.2%	0.2%	0.4%
Annual dropout rate	0.2%	No change	0.0%	0.0%
Teachers (n = 63)				
Teachers with advanced degrees	66.7%	No change	63.4%	61.3%
Continuing contract teachers	57.1%	Down from 73.3%	78.0%	75.9%
Teachers returning from previous year	81.6%	Down from 85.3%	86.9%	85.4%
Teacher attendance rate	94.8%	Up from 94.4%	95.5%	95.2%
Average teacher salary*	\$49,846	Down 2.7%	\$48,846	\$47,081
Classes not taught by highly qualified teachers	16.9%	Up from 8.8%	4.1%	5.8%
Professional development days/teacher	7.8 days	Up from 3.4 days	10.2 days	10.6 days
School				
Principal's years at school	1.0	Down from 4.0	3.0	3.0
Student-teacher ratio in core subjects	25.8 to 1	Up from 24.0 to 1	21.9 to 1	21.5 to 1
Prime instructional time	89.0%	Down from 90.4%	90.9%	90.1%
Opportunities in the arts	Excellent	No change	Excellent	Good
SACS accreditation	Yes	No change	Yes	Yes
Parents attending conferences	10.2%	Down from 100.0%	98.8%	99.0%
Character development program	Average	Down from Excellent	Good	Good
Dollars spent per pupil**	\$4,950	Down 30.5%	\$7,165	\$7,616
Percent of expenditures for instruction**	66.0%	Down from 67.0%	65.4%	62.0%
Percent of expenditures for teacher salaries**	65.6%	Up from 65.0%	64.2%	61.3%
ESEA composite index score	64.9	Down from 66.2	83.7	77.9

* Length of contract = 185+ days.

**Prior year audited financial data available.

EVALUATION RESULTS

	Teachers	Students*	Parents*
Number of surveys returned	42	285	72
Percent satisfied with learning environment	88.1%	80.0%	83.4%
Percent satisfied with social and physical environment	97.6%	85.3%	79.2%
Percent satisfied with school-home relations	88.1%	88.2%	66.2%

*Only students at the highest middle school grade level at this school and their parents were included.

Comprehensive detail, including definitions of ratings, performance criteria, and explanations of status, is available on www.ed.sc.gov and www.eoc.sc.gov as well as school and school district websites.

Printed versions are available from school districts upon request.

REPORT OF PRINCIPAL AND SCHOOL IMPROVEMENT COUNCIL

Hilton Head Island Middle School, an authorized International Baccalaureate School of the Middle Years Program, is located on the north end of the beautiful Hilton Head Island with outstanding parental support. The extensive work of so many dedicated parents of our Parent Teacher Association allowed us to increase opportunities of our students beyond the academic classroom. In addition to after school clubs this year, 9 students were elected to the all-county band and our Honors Orchestra participated in the USA music festival, receiving a superior rating. HHIMS continued to have a record of success at the Regional Science Fair. This year's students received the following honors; 16 students received honorable mention awards, 2 students received 3rd place awards, 2 students received 1st place awards, and 1 student placed 1st in Best in Show. The 2013-14 athletic teams had successful seasons in football, cheerleading, basketball, volleyball, wrestling, baseball, softball and track.

In an effort to help students struggling with course work, we were able to employ 4 embedded tutors to make sure all students were able to achieve at their highest level. HHIMS also implemented RISE (Reassessment, Intervention, Service and Enrichment). This allowed the opportunity for teachers to differentiate for all students. As we continued to prepare our students to succeed as global leaders, we were elated to offer Chinese again this year and look forward to expanding the program in the coming years. Although we still have areas of improvement to overcome at each grade level to help our students achieve at higher levels on standardized testing, we are appreciative of the many professional development hours our staff participated in during the school year, as well as the many hours our instructional coaches and administrators put in to prepare for the professional development opportunities. We will continue to remain focused on preparing our students to be successful in an ever-changing world.

Diana Magnan, School Improvement Council Chair

Gregory Stickel, Principal

Abbreviations Key

N/A-Not Applicable

N/AV-Not Available

N/C-Not Collected

N/R-Not Reported

I/S-Insufficient Sample

TBD-To Be Determined