



# SC Annual School Report Card Summary

**Robert Smalls Middle School**  
**BEAUFORT COUNTY**  
**Grades: 5-8** Enrollment: 625  
**Principal: Denise R. Smith**  
**Superintendent: Dr. Jeffrey Moss**  
**Board Chair: Bill Evans**

## PERFORMANCE

Comprehensive detail, including definitions of ratings, performance criteria, and explanations of status, is available on [www.ed.sc.gov](http://www.ed.sc.gov) and [www.eoc.sc.gov](http://www.eoc.sc.gov) as well as school and school district websites. Printed versions are available from school districts upon request.

YEAR	ABSOLUTE RATING	GROWTH RATING	PALMETTO GOLD AND SILVER AWARD		ESEA/FEDERAL ACCOUNTABILITY RATING SYSTEM	
			General Performance	Closing the Gap	ESEA Grade	Accountability Indicator
2014	Average	Average	TBD	TBD	C	N/A
2013	Average	Average	N/A	N/A	C	N/A
2012	Average	Average	N/A	N/A	C	N/A

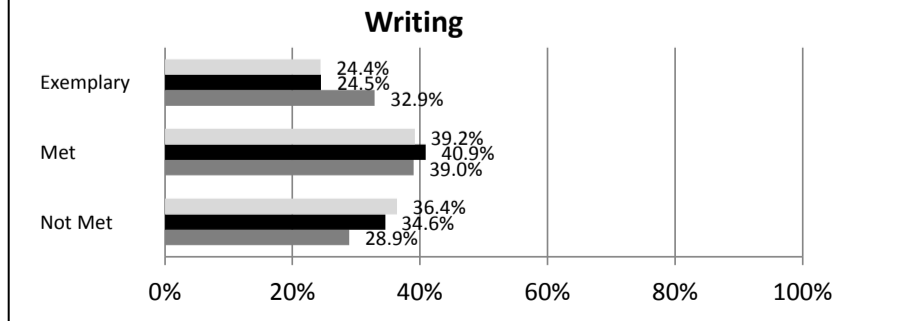
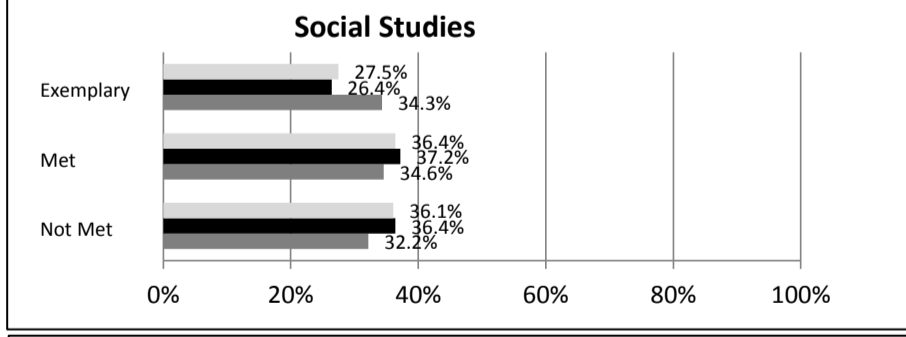
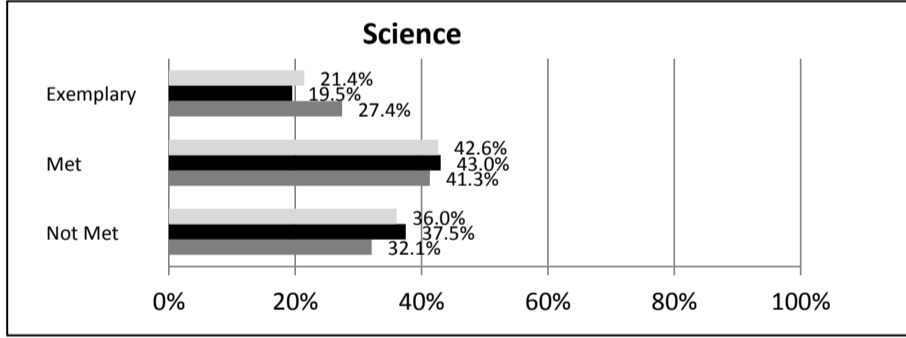
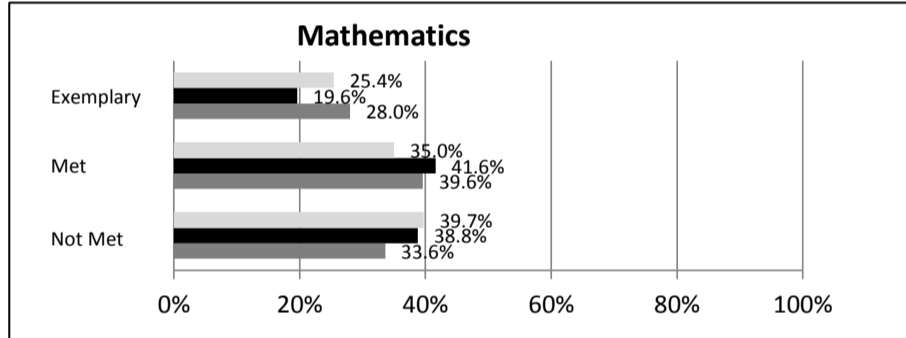
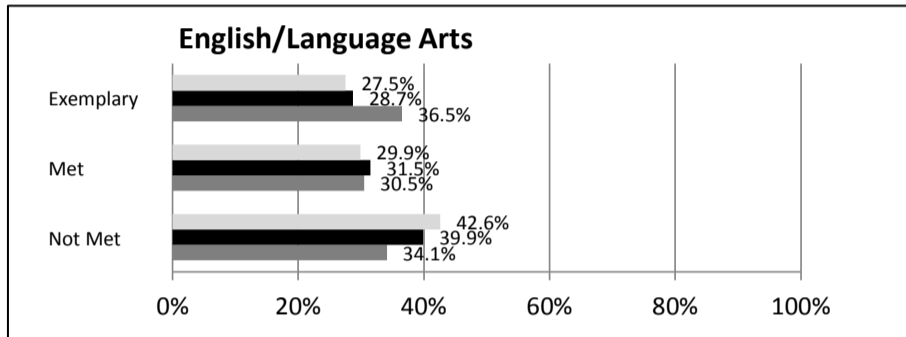
## ABSOLUTE RATINGS OF MIDDLE SCHOOLS WITH STUDENTS LIKE OURS\*

EXCELLENT	GOOD	AVERAGE	BELOW AVERAGE	AT-RISK
0	2	44	11	0

\* Ratings are calculated with data available by 04/27/2015. Schools with Students Like Ours are Middle Schools with Poverty Indices of no more than 5% above or below the index for this school.

## SC PASS PERFORMANCE

Our School Middle Schools with Students Like Ours Middle Schools Statewide



## NAEP\*

\*Performance reported for SC and nation, data not available at school level. Percentages at NAEP Achievement Levels.



## END OF COURSE TESTS - 2014

% of Students scoring 70 or above on:	Our Middle School	Middle Schools with Students Like Ours
Algebra 1/Math for the Technologies 2	97.3%	97.2%
English 1	0.0%	95.0%
Biology 1	N/A	N/A
US History and the Constitution	N/A	N/A
All Subjects	94.7%	97.1%

## SC PERFORMANCE VISION

By 2020 all students will graduate with the knowledge and skills necessary to compete successfully in the global economy, participate in a democratic society and contribute positively as members of families and communities.

### Abbreviations Key

N/A-Not Applicable    N/AV-Not Available    N/C-Not Collected    N/R-Not Reported    I/S-Insufficient Sample    TBD-To Be Determined

**Robert Smalls Middle School  
BEAUFORT COUNTY**

**SCHOOL PROFILE**

	Our School	Change from Last Year	Middle Schools with Students Like Ours	Median Middle Schools
<b>Students (n = 625)</b>				
Students Enrolled in high school credit courses (grades 7 & 8)	20.0%	Down from 46.1%	21.7%	26.0%
Retention rate	0.5%	Down from 0.8%	0.8%	0.6%
Attendance rate	97.6%	Up from 96.4%	96.0%	96.2%
Served by gifted and talented program	9.2%	Down from 18.0%	14.6%	19.4%
With disabilities	14.4%	Up from 13.9%	14.3%	12.8%
Older than usual for grade	5.7%	Down from 6.0%	5.7%	4.5%
Out-of-school suspensions or expulsions for violent and/or criminal offenses	6.7%	Up from 4.2%	0.5%	0.4%
Annual dropout rate	0.3%	No change	0.0%	0.0%
<b>Teachers (n = 48)</b>				
Teachers with advanced degrees	52.1%	Down from 58.7%	60.0%	61.3%
Continuing contract teachers	35.4%	Down from 50.0%	73.5%	75.9%
Teachers returning from previous year	70.6%	Up from 63.0%	83.2%	85.4%
Teacher attendance rate	94.9%	Up from 92.9%	94.9%	95.2%
Average teacher salary*	\$46,372	Down 0.2%	\$46,925	\$47,081
Classes not taught by highly qualified teachers	30.0%	Up from 17.9%	6.5%	5.8%
Professional development days/teacher	11.2 days	Down from 14.1 days	11.5 days	10.6 days
<b>School</b>				
Principal's years at school	17.0	Up from 16.0	4.0	3.0
Student-teacher ratio in core subjects	17.5 to 1	Down from 38.9 to 1	20.6 to 1	21.5 to 1
Prime instructional time	90.0%	Up from 87.3%	89.9%	90.1%
Opportunities in the arts	Good	No change	Good	Good
SACS accreditation	Yes	No change	Yes	Yes
Parents attending conferences	100.0%	No change	98.9%	99.0%
Character development program	Excellent	Up from Good	Good	Good
Dollars spent per pupil**	\$9,578	Down 12.5%	\$7,521	\$7,616
Percent of expenditures for instruction**	52.5%	Down from 55.0%	61.9%	62.0%
Percent of expenditures for teacher salaries**	51.8%	Down from 52.0%	61.2%	61.3%
ESEA composite index score	75.9	Down from 78.4	70.6	77.9

\* Length of contract = 185+ days.

\*\*Prior year audited financial data available.

**EVALUATION RESULTS**

	Teachers	Students*	Parents*
Number of surveys returned	48	134	13
Percent satisfied with learning environment	52.1%	57.4%	76.9%
Percent satisfied with social and physical environment	56.3%	62.6%	61.5%
Percent satisfied with school-home relations	44.6%	82.5%	50.0%

\*Only students at the highest middle school grade level at this school and their parents were included.

Comprehensive detail, including definitions of ratings, performance criteria, and explanations of status, is available on [www.ed.sc.gov](http://www.ed.sc.gov) and [www.eoc.sc.gov](http://www.eoc.sc.gov) as well as school and school district websites.

Printed versions are available from school districts upon request.

**REPORT OF PRINCIPAL AND SCHOOL IMPROVEMENT COUNCIL**

We have achieved another great school year with highly qualified faculty and staff and wonderful students! We continued operating a 5th-8th grade configuration (for the second year) and look forward to becoming a PreK-8th school for the 2014-2015 school year as Robert Smalls International Academy. ☐

Through much hard work and our dedicated teachers, we have seen great academic successes. We have seen our student body become increasingly technologically advanced as this was our second year with 1:1 technology (iPads). We will be moving to a Windows driven tablet for grades 6-8 and continue iPads for grades 3-5. We are proud to share that we have twelve SC Junior Scholars this year! That is an increase from our four last school year. We had 35 students participate in the River of Words Project and DAR District Essay winners in 5th and 8th grade. We are particularly proud of the fact that our Winter MAP scores showed gains in ALL grade levels in both reading and math. ☐

Robert Smalls also showed strength in athletics. Our Boys' Basketball Team placed second in the Middle School Conference, while our Girls' Track Team was Conference Champions. ☐

In addition to achieving goals in academics and athletics, we worked hard to instill a sense of community in our students. We held food drives for HELP of Beaufort, collected money for Pennies for Patients (St. Jude's Hospital), and participated in Hoops for Heart for the American Heart Association. Many community members helped continue our success with our Reading Buddy Program. We were also able to partner with our local Buffalo Wild Wings. This partnership brought business to them, but more importantly, we were able to help fund three Family Literacy Nights. Each Literacy Night was a huge success. ☐

We are so very grateful for our parents and community members. Our continued position of Parent Outreach Coordinator will provide you with ample opportunities to be involved in our school. Robert Smalls School's doors are open. Our success at Robert Smalls is greatly dependent on your participation in our school. Please continue to find the time to contribute to the learning that is taking place at our great school. ☐

Michelle Morgan,, SIC Chair ☐

Denise R. Smith, Principal

**Abbreviations Key**

**N/A**-Not Applicable

**N/AV**-Not Available

**N/C**-Not Collected

**N/R**-Not Reported

**I/S**-Insufficient Sample

**TBD**-To Be Determined