



SC Annual School Report Card Summary

Lady's Island Middle School
 BEAUFORT COUNTY
 Grades: 5-8 Enrollment: 734
 Principal: Mona Lise Dickson
 Superintendent: Dr. Jeffrey Moss
 Board Chair: Bill Evans

PERFORMANCE

Comprehensive detail, including definitions of ratings, performance criteria, and explanations of status, is available on www.ed.sc.gov and www.eoc.sc.gov as well as school and school district websites. Printed versions are available from school districts upon request.

YEAR	ABSOLUTE RATING	GROWTH RATING	PALMETTO GOLD AND SILVER AWARD		ESEA/FEDERAL ACCOUNTABILITY RATING SYSTEM	
			General Performance	Closing the Gap	ESEA Grade	Accountability Indicator
2014	Average	Average	TBD	TBD	B	Reward
2013	Average	Average	N/A	SILVER	C	N/A
2012	Average	Average	N/A	N/A	C	N/A

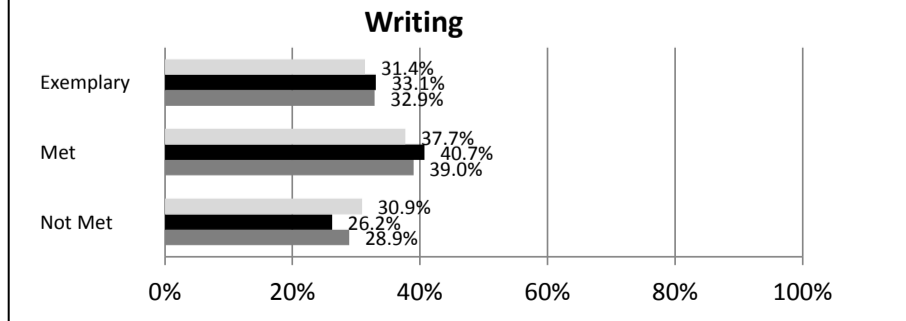
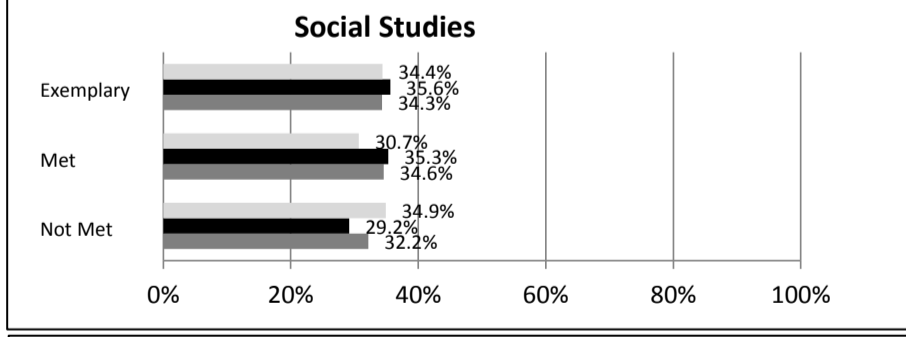
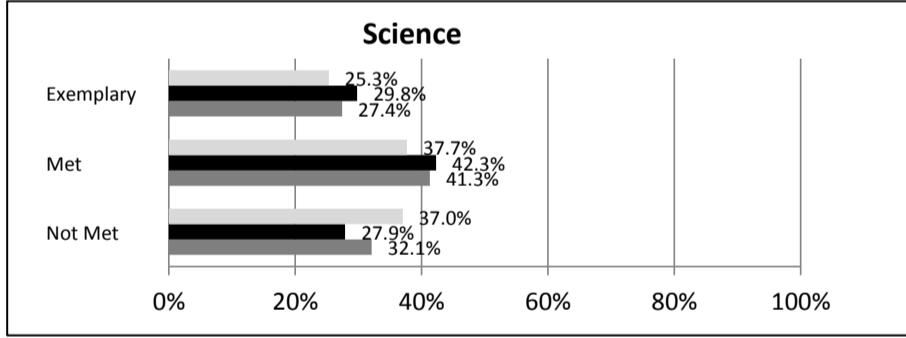
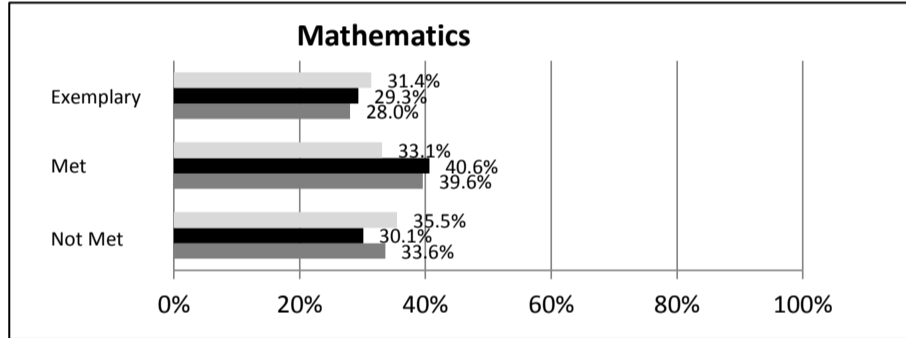
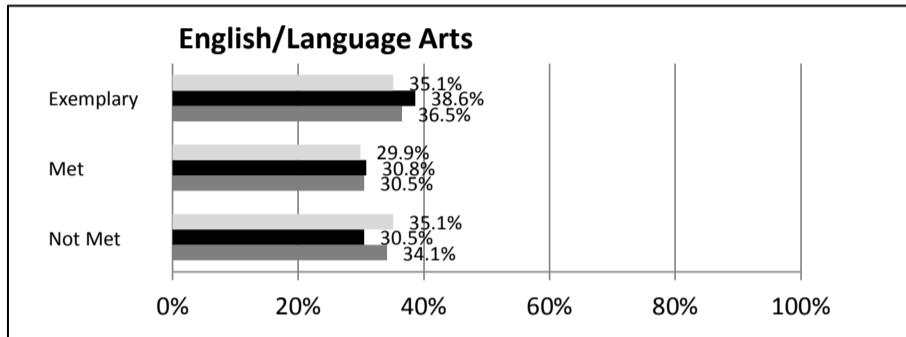
ABSOLUTE RATINGS OF MIDDLE SCHOOLS WITH STUDENTS LIKE OURS*

EXCELLENT	GOOD	AVERAGE	BELOW AVERAGE	AT-RISK
6	16	33	2	0

* Ratings are calculated with data available by 04/27/2015. Schools with Students Like Ours are Middle Schools with Poverty Indices of no more than 5% above or below the index for this school.


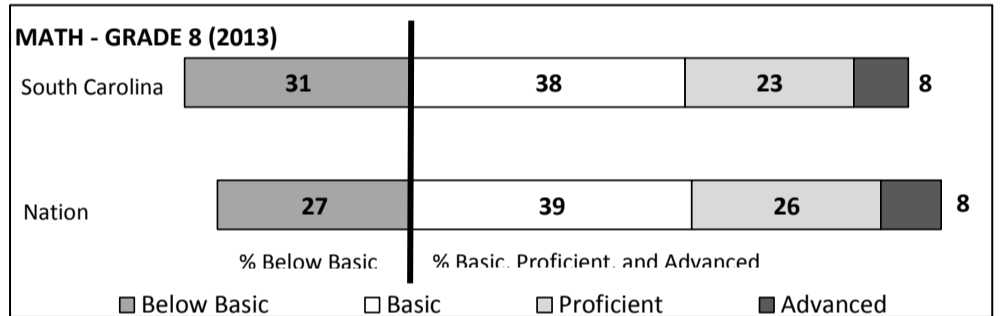

SC PASS PERFORMANCE

Our School Middle Schools with Students Like Ours Middle Schools Statewide



NAEP*

*Performance reported for SC and nation, data not available at school level. Percentages at NAEP Achievement Levels.



END OF COURSE TESTS - 2014

% of Students scoring 70 or above on:	Our Middle School	Middle Schools with Students Like Ours
Algebra 1/Math for the Technologies 2	95.5%	98.6%
English 1	25.0%	95.7%
Biology 1	N/A	N/A
US History and the Constitution	N/A	N/A
All Subjects	91.4%	98.3%

SC PERFORMANCE VISION

By 2020 all students will graduate with the knowledge and skills necessary to compete successfully in the global economy, participate in a democratic society and contribute positively as members of families and communities.

Abbreviations Key

N/A-Not Applicable N/AV-Not Available N/C-Not Collected N/R-Not Reported I/S-Insufficient Sample TBD-To Be Determined

**Lady's Island Middle School
BEAUFORT COUNTY**

SCHOOL PROFILE

	Our School	Change from Last Year	Middle Schools with Students Like Ours	Median Middle Schools
Students (n = 734)				
Students Enrolled in high school credit courses (grades 7 & 8)	20.0%	Down from 28.0%	34.9%	26.0%
Retention rate	1.0%	Up from 0.0%	0.8%	0.6%
Attendance rate	98.1%	Up from 97.6%	95.9%	96.2%
Served by gifted and talented program	18.0%	Down from 20.6%	22.2%	19.4%
With disabilities	8.9%	Up from 8.7%	12.9%	12.8%
Older than usual for grade	3.1%	Up from 3.0%	4.7%	4.5%
Out-of-school suspensions or expulsions for violent and/or criminal offenses	2.6%	Up from 0.3%	0.5%	0.4%
Annual dropout rate	0.0%	No change	0.0%	0.0%
Teachers (n = 45)				
Teachers with advanced degrees	75.6%	Up from 70.2%	62.5%	61.3%
Continuing contract teachers	44.4%	Down from 53.2%	80.6%	75.9%
Teachers returning from previous year	68.5%	Down from 70.0%	86.7%	85.4%
Teacher attendance rate	94.9%	Up from 93.2%	94.9%	95.2%
Average teacher salary*	\$48,821	Down 0.8%	\$48,344	\$47,081
Classes not taught by highly qualified teachers	25.0%	Up from 17.4%	3.7%	5.8%
Professional development days/teacher	21.8 days	Down from 27.8 days	11.2 days	10.6 days
School				
Principal's years at school	3.0	Up from 2.0	4.0	3.0
Student-teacher ratio in core subjects	20.4 to 1	Down from 22.6 to 1	23.2 to 1	21.5 to 1
Prime instructional time	90.4%	Up from 88.6%	89.8%	90.1%
Opportunities in the arts	Excellent	No change	Good	Good
SACS accreditation	Yes	No change	Yes	Yes
Parents attending conferences	77.7%	Down from 89.6%	98.9%	99.0%
Character development program	Good	Down from Excellent	Good	Good
Dollars spent per pupil**	\$8,950	Up 26.4%	\$7,344	\$7,616
Percent of expenditures for instruction**	59.5%	Down from 61.0%	62.4%	62.0%
Percent of expenditures for teacher salaries**	58.5%	Up from 58.0%	61.3%	61.3%
ESEA composite index score	82.4	Up from 76.8	80.6	77.9

* Length of contract = 185+ days.

**Prior year audited financial data available.

EVALUATION RESULTS

	Teachers	Students*	Parents*
Number of surveys returned	26	187	89
Percent satisfied with learning environment	76.9%	72.2%	70.8%
Percent satisfied with social and physical environment	80.8%	69.7%	71.2%
Percent satisfied with school-home relations	73.1%	85.7%	65.1%

*Only students at the highest middle school grade level at this school and their parents were included.

Comprehensive detail, including definitions of ratings, performance criteria, and explanations of status, is available on www.ed.sc.gov and www.eoc.sc.gov as well as school and school district websites.

Printed versions are available from school districts upon request.

REPORT OF PRINCIPAL AND SCHOOL IMPROVEMENT COUNCIL

Lady's Island Middle School was on the prowl for excellence in 2013-2014. We were awarded the South Carolina Palmetto Silver Award for Closing the Achievement Gap this year. We were one out of six middle schools in South Carolina to earn a value-added score of 5 for TAP. We inducted thirteen Junior Scholars, as well, as nineteen members into the National Junior Honor Society. Our Robotics team achieved many awards to include a chance in competing at nationals. ☒

LIMS students completed the fifth year of the Science, Technology, Engineering, and Math (STEM) Academy with great enthusiasm. Our SIC and faculty, achieved infusing the "A" for Arts to become a STEAM School. LIMS applied for and was awarded the Arts in Basic Curriculum grant, which allows the school to be an ABC school. Now, Cougars are moving Full STEAM Ahead! ☒

We continued this year with Stephen Peters' Gentlemen's Club under the tutelage of Mr. Eric Mohrman and Mr. Walter Capers. In addition, Lady's Island Middle School added the Ladies' Club, under the tutelage of Ms. Linda Murray. Also, we continued for our 8th graders LIMS Junior Leadership under the guidance of Mr. Scott Shipsey. This opportunity for our students was sponsored by Lady's Island Professional Business Association, LIPBA, for the third year and grants. ☒

Teachers were able to strengthen academic instruction through the Teacher Advancement Program (TAP), and by utilizing student data from sources such as: Measures of Academic Progress (MAP), USA Test Prep, and Compass Learning. In combination with classroom assessments and ongoing staff development focus on differentiated classrooms, the teachers were able to address individual student strengths and challenges to ensure each student was given the opportunity to meet their 1 year's growth, and a large majority of students met their 1.5 year's target growth. ☒

Students, staff and parents continued to Practice Intelligent Behavior with our Cougar Matrix of Intelligent Behaviors along with the Habits of Mind. The Cougar matrix was posted throughout the school and clearly defined the behavioral expectations of our community of learners. Cougars are Compassionate, Open-Minded, Understanding, Global, Accountable, Respectful and practice Self-Control. ☒

Because we cannot do anything alone, our efforts to build home/school relationships involved the following: MAP Nights, Gentlemen's Club, Ladies' Club, Relay for Life, Family Literacy and Math Nights, Cougar Chats with parents and community, PBIS Award Days, It's Your Game, Coastal Connection Art Show, Strategic Planning with our feeders, a new website, and utilization of School Messenger. ☒

In addition to academic success, LIMS athletes added to their trophy case this year as the football team made the playoffs. Our Boys' track team finished 2nd in the district championships while baseball, softball and volleyball teams made the playoffs. We even had five wrestlers qualify at the high school. ☒

Through planning, implementation, and reflection, we strive for accuracy each and every day to ensure our students are prepared for an ever changing world. Cougars are on the Prowl for Excellence! ☒

Abbreviations Key

N/A-Not Applicable

N/AV-Not Available

N/C-Not Collected

N/R-Not Reported

I/S-Insufficient Sample

TBD-To Be Determined