



SC Annual School Report Card Summary

Denmark Olar Middle School
BAMBERG TWO
 Grades: 6-8 Enrollment: 143
 Principal: Daryl Brockington
 Superintendent: Dr. Thelma Sojourner
 Board Chair: Larry Bias

PERFORMANCE

Comprehensive detail, including definitions of ratings, performance criteria, and explanations of status, is available on www.ed.sc.gov and www.eoc.sc.gov as well as school and school district websites. Printed versions are available from school districts upon request.

YEAR	ABSOLUTE RATING	GROWTH RATING	PALMETTO GOLD AND SILVER AWARD		ESEA/FEDERAL ACCOUNTABILITY RATING SYSTEM	
			General Performance	Closing the Gap	ESEA Grade	Accountability Indicator
2014	Below Average	Average	TBD	TBD	F	N/A
2013	Below Average	Average	N/A	N/A	F	N/A
2012	At-Risk	Average	N/A	N/A	A	N/A

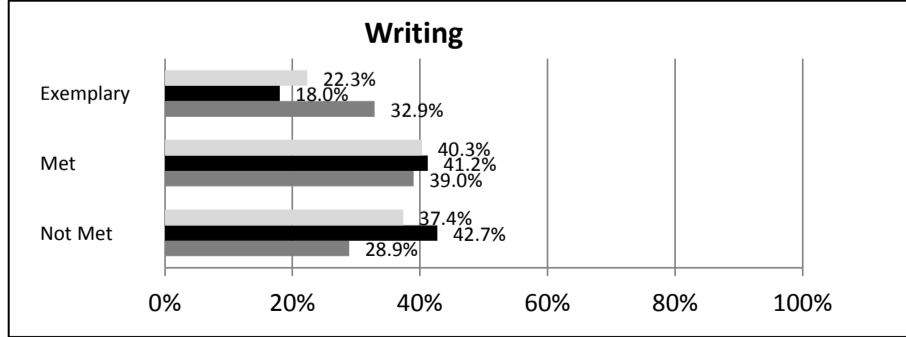
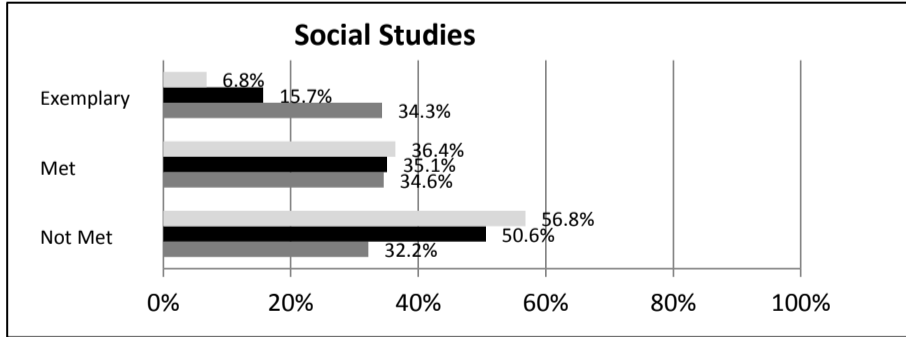
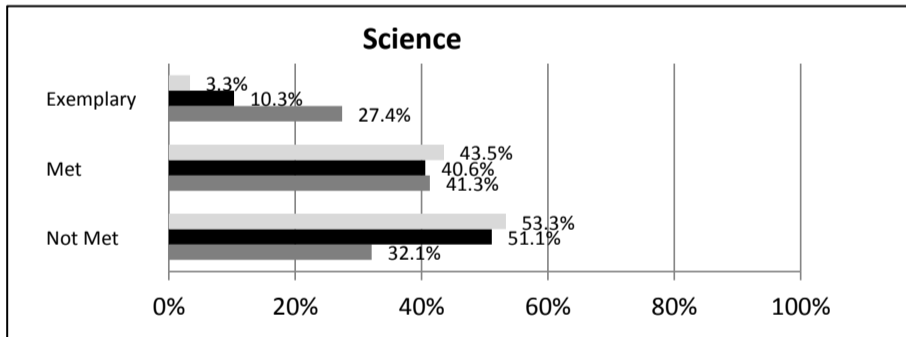
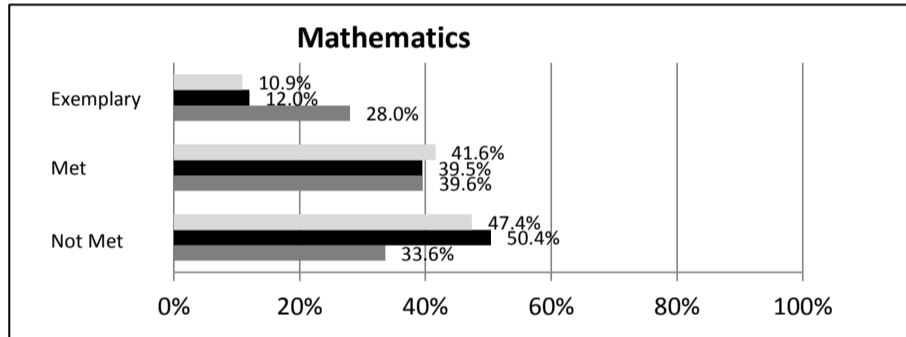
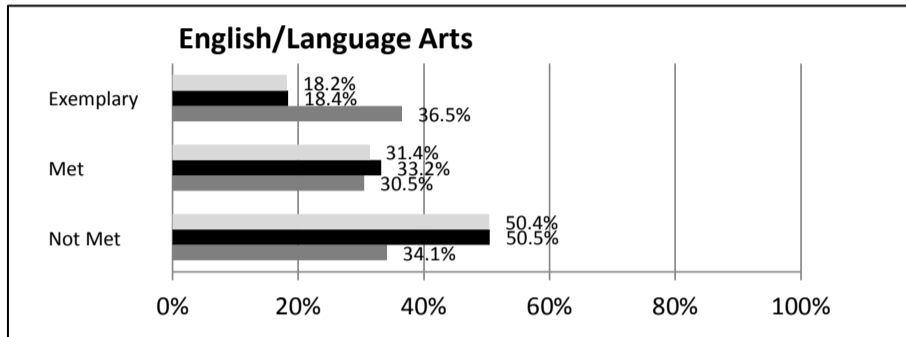
ABSOLUTE RATINGS OF MIDDLE SCHOOLS WITH STUDENTS LIKE OURS*

EXCELLENT	GOOD	AVERAGE	BELOW AVERAGE	AT-RISK
0	0	16	30	14

* Ratings are calculated with data available by 04/27/2015. Schools with Students Like Ours are Middle Schools with Poverty Indices of no more than 5% above or below the index for this school.

SC PASS PERFORMANCE

Our School Middle Schools with Students Like Ours Middle Schools Statewide



NAEP*

*Performance reported for SC and nation, data not available at school level. Percentages at NAEP Achievement Levels.



END OF COURSE TESTS - 2014

% of Students scoring 70 or above on:	Our Middle School	Middle Schools with Students Like Ours
Algebra 1/Math for the Technologies 2	100.0%	94.0%
English 1	100.0%	85.4%
Biology 1	N/A	N/A
US History and the Constitution	N/A	N/A
All Subjects	100.0%	92.3%

SC PERFORMANCE VISION

By 2020 all students will graduate with the knowledge and skills necessary to compete successfully in the global economy, participate in a democratic society and contribute positively as members of families and communities.

Abbreviations Key

N/A-Not Applicable N/AV-Not Available N/C-Not Collected N/R-Not Reported I/S-Insufficient Sample TBD-To Be Determined

**Denmark Olar Middle School
BAMBERG TWO**

SCHOOL PROFILE

	Our School	Change from Last Year	Middle Schools with Students Like Ours	Median Middle Schools
Students (n = 143)				
Students Enrolled in high school credit courses (grades 7 & 8)	23.7%	Up from 12.8%	14.8%	26.0%
Retention rate	0.7%	Up from 0.0%	0.7%	0.6%
Attendance rate	98.9%	No change	95.6%	96.2%
Served by gifted and talented program	1.3%	Down from 3.7%	6.8%	19.4%
With disabilities	13.4%	Down from 16.1%	16.0%	12.8%
Older than usual for grade	7.4%	Up from 6.8%	7.2%	4.5%
Out-of-school suspensions or expulsions for violent and/or criminal offenses	0.0%	No change	0.5%	0.4%
Annual dropout rate	0.0%	No change	0.0%	0.0%
Teachers (n = 11)				
Teachers with advanced degrees	54.5%	Up from 36.4%	60.0%	61.3%
Continuing contract teachers	36.4%	Down from 45.5%	60.0%	75.9%
Teachers returning from previous year	61.7%	Up from 61.2%	76.9%	85.4%
Teacher attendance rate	97.1%	Up from 96.2%	95.3%	95.2%
Average teacher salary*	\$46,781	Up 14.8%	\$45,191	\$47,081
Classes not taught by highly qualified teachers	39.6%	Up from 6.5%	12.1%	5.8%
Professional development days/teacher	9.9 days	Up from 0.9 days	9.6 days	10.6 days
School				
Principal's years at school	2.0	Up from 1.0	3.0	3.0
Student-teacher ratio in core subjects	13.1 to 1	Up from 12.9 to 1	18.4 to 1	21.5 to 1
Prime instructional time	95.2%	Up from 94.0%	89.6%	90.1%
Opportunities in the arts	Good	No change	Good	Good
SACS accreditation	Yes	No change	Yes	Yes
Parents attending conferences	43.6%	N/A	98.0%	99.0%
Character development program	Average	N/A	Good	Good
Dollars spent per pupil**	\$13,462	Up 7.0%	\$9,682	\$7,616
Percent of expenditures for instruction**	48.8%	Down from 59.0%	55.7%	62.0%
Percent of expenditures for teacher salaries**	48.2%	Up from 48.0%	54.8%	61.3%
ESEA composite index score	55.0	Up from 48.9	55.0	77.9

* Length of contract = 185+ days.

**Prior year audited financial data available.

EVALUATION RESULTS

	Teachers	Students*	Parents*
Number of surveys returned	14	50	50
Percent satisfied with learning environment	100.0%	78.0%	70.0%
Percent satisfied with social and physical environment	78.6%	86.0%	73.5%
Percent satisfied with school-home relations	84.7%	86.0%	74.0%

*Only students at the highest middle school grade level at this school and their parents were included.

Comprehensive detail, including definitions of ratings, performance criteria, and explanations of status, is available on www.ed.sc.gov and www.eoc.sc.gov as well as school and school district websites.

Printed versions are available from school districts upon request.

REPORT OF PRINCIPAL AND SCHOOL IMPROVEMENT COUNCIL

The 2013-2014 School year was another successful year at Denmark-Olar Middle School. We focused on several goals and objectives, which centered on continuous improvement through technology integration, data driven decisions, enhanced public relations that showcased positive innovative programs, and monthly professional development for teachers. Consequently, we believe that this focus greatly impacted our student improvement in all content tested areas of the PASS test.

Our academic program was also greatly enhanced due to the faculty and staff of Denmark-Olar Middle Schools continued commitment to embrace the Professional Learning Teams concept. We continued our numerous intervention strategies and academic support initiatives to assist our students. As a member of The Teacher Advancement Program Model (TAP), we set high expectations for our students and our staff to use research based best practices. We are proud that our overall school rating continues to improve, however, our most celebrated academic accomplishment for the 2013 – 2014 school year is having 100% of our Algebra I and English I students pass their End Of Course (EOC) exams. Our academic gain is supported by an engaging curriculum that provides for daily intervention for students who are not meeting standards.

All core content classrooms have Smartboards, Wireless slates and access iPads and Laptop carts. The Comprehensive Remediation After-School Program and Saturday PASS Academy provided additional academic assistance. Denmark-Olar Middle has strived to increase parental involvement. Parents participated and enjoyed our Dinner Theatre, ELA and Social Studies Night, Math and Science Night and our various other programs. Our SIC are very active, and have provided great assistance with school initiatives. We elected our first student council representatives and they did an outstanding job of planning events and providing community service projects.

Our entire 6th grade participated in the Read-in on the grounds of the State House and our 8th graders received a very rewarding experience by another year of job shadowing. Our Gentlemen's Club consisted of 30 young men who aspire to be leaders of the future. They were successful in participating in several activities that fostered community involvement. We were active in the Farm to School Grant which taught out students the value of gardening and netted fresh vegetables for our cafeteria.

We have made great academic strides in the last two years and the best is yet to come! As we continue to look forward to our future of academic success for students, we encourage you to continue with your support of our school and our community.

Daryl B. Brockington, Principal
Christine Holman, SIC Chairperson

Abbreviations Key

N/A-Not Applicable

N/AV-Not Available

N/C-Not Collected

N/R-Not Reported

I/S-Insufficient Sample

TBD-To Be Determined