



# SC Annual School Report Card Summary

**Bamberg-Ehrhardt Middle School**  
**BAMBERG 1**  
**Grades: 7-8** Enrollment: 239  
**Principal: Troy Phillips**  
**Superintendent: Phyllis K. Schwarting**  
**Board Chair: Rita M. Sease**

## PERFORMANCE

Comprehensive detail, including definitions of ratings, performance criteria, and explanations of status, is available on [www.ed.sc.gov](http://www.ed.sc.gov) and [www.eoc.sc.gov](http://www.eoc.sc.gov) as well as school and school district websites. Printed versions are available from school districts upon request.

YEAR	ABSOLUTE RATING	GROWTH RATING	PALMETTO GOLD AND SILVER AWARD		ESEA/FEDERAL ACCOUNTABILITY RATING SYSTEM	
			General Performance	Closing the Gap	ESEA Grade	Accountability Indicator
2014	Good	Average	TBD	TBD	A	N/A
2013	Good	Excellent	GOLD	SILVER	A	N/A
2012	Good	Good	SILVER	N/A	B	N/A

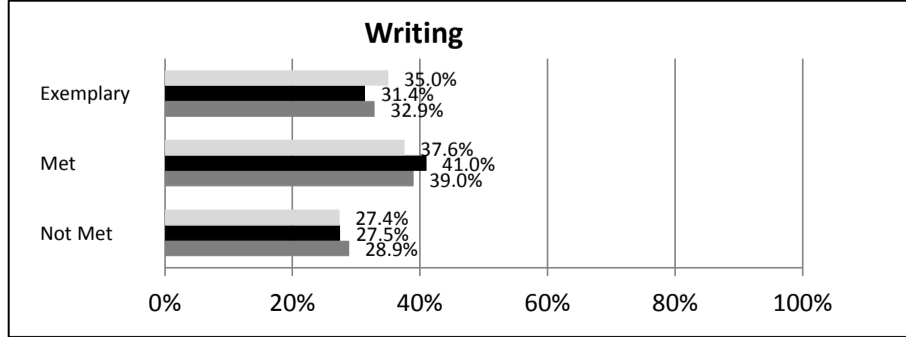
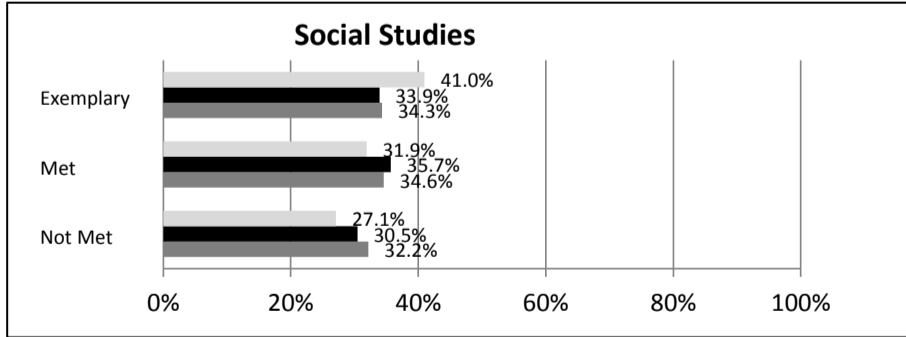
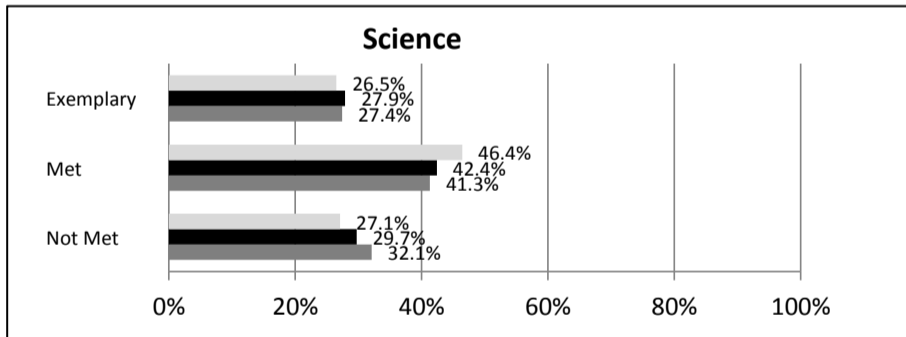
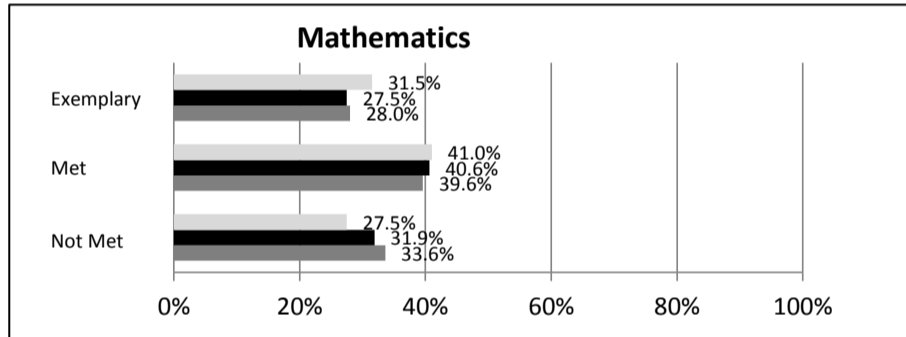
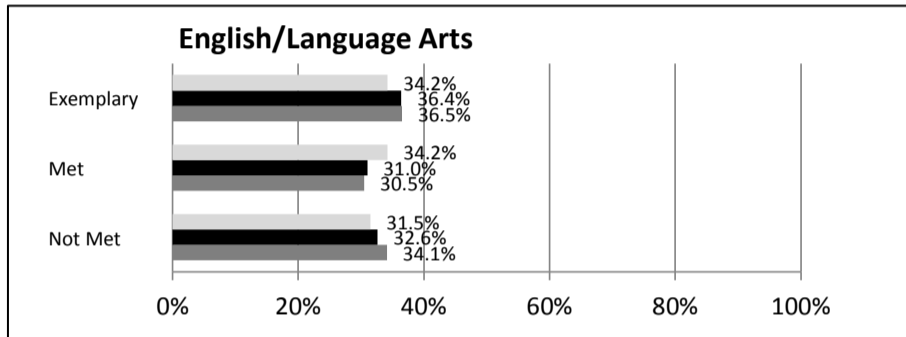
## ABSOLUTE RATINGS OF MIDDLE SCHOOLS WITH STUDENTS LIKE OURS\*

EXCELLENT	GOOD	AVERAGE	BELOW AVERAGE	AT-RISK
6	15	43	4	0

\* Ratings are calculated with data available by 04/27/2015. Schools with Students Like Ours are Middle Schools with Poverty Indices of no more than 5% above or below the index for this school.

## SC PASS PERFORMANCE

Our School Middle Schools with Students Like Ours Middle Schools Statewide



## NAEP\*

\*Performance reported for SC and nation, data not available at school level. Percentages at NAEP Achievement Levels.



## END OF COURSE TESTS - 2014

% of Students scoring 70 or above on:	Our Middle School	Middle Schools with Students Like Ours
Algebra 1/Math for the Technologies 2	100.0%	97.7%
English 1	100.0%	95.1%
Biology 1	N/A	N/A
US History and the Constitution	N/A	N/A
All Subjects	100.0%	97.3%

## SC PERFORMANCE VISION

By 2020 all students will graduate with the knowledge and skills necessary to compete successfully in the global economy, participate in a democratic society and contribute positively as members of families and communities.

## Abbreviations Key

N/A-Not Applicable N/AV-Not Available N/C-Not Collected N/R-Not Reported I/S-Insufficient Sample TBD-To Be Determined

**Bamberg-Ehrhardt Middle School  
BAMBERG 1**

**SCHOOL PROFILE**

	Our School	Change from Last Year	Middle Schools with Students Like Ours	Median Middle Schools
<b>Students (n = 239)</b>				
Students Enrolled in high school credit courses (grades 7 & 8)	35.1%	Up from 29.6%	26.4%	26.0%
Retention rate	0.4%	Down from 0.8%	0.9%	0.6%
Attendance rate	95.7%	Down from 95.9%	95.9%	96.2%
Served by gifted and talented program	20.9%	Down from 21.0%	20.0%	19.4%
With disabilities	11.1%	Up from 10.1%	13.4%	12.8%
Older than usual for grade	6.4%	Up from 6.3%	5.7%	4.5%
Out-of-school suspensions or expulsions for violent and/or criminal offenses	0.4%	Down from 0.8%	0.6%	0.4%
Annual dropout rate	0.0%	No change	0.0%	0.0%
<b>Teachers (n = 16)</b>				
Teachers with advanced degrees	62.5%	Up from 56.3%	62.2%	61.3%
Continuing contract teachers	100.0%	Up from 93.8%	77.3%	75.9%
Teachers returning from previous year	82.4%	Down from 83.6%	85.6%	85.4%
Teacher attendance rate	96.7%	Up from 94.1%	94.9%	95.2%
Average teacher salary*	\$44,283	Down 0.2%	\$47,005	\$47,081
Classes not taught by highly qualified teachers	26.6%	Up from 8.5%	6.8%	5.8%
Professional development days/teacher	11.0 days	Up from 9.8 days	11.4 days	10.6 days
<b>School</b>				
Principal's years at school	6.0	Up from 5.0	5.0	3.0
Student-teacher ratio in core subjects	18.4 to 1	Down from 19.4 to 1	21.7 to 1	21.5 to 1
Prime instructional time	91.6%	Up from 88.7%	89.8%	90.1%
Opportunities in the arts	Good	No change	Good	Good
SACS accreditation	No	No change	Yes	Yes
Parents attending conferences	87.2%	Down from 94.9%	98.3%	99.0%
Character development program	Average	Down from Good	Good	Good
Dollars spent per pupil**	\$9,989	Up 37.9%	\$7,328	\$7,616
Percent of expenditures for instruction**	61.2%	Down from 62.0%	62.1%	62.0%
Percent of expenditures for teacher salaries**	60.2%	Up from 60.0%	61.5%	61.3%
ESEA composite index score	91.3	Down from 100.0	77.1	77.9

\* Length of contract = 185+ days.

\*\*Prior year audited financial data available.

**EVALUATION RESULTS**

	Teachers	Students*	Parents*
Number of surveys returned	18	112	16
Percent satisfied with learning environment	100.0%	78.6%	81.3%
Percent satisfied with social and physical environment	100.0%	85.3%	81.3%
Percent satisfied with school-home relations	70.5%	86.4%	75.1%

\*Only students at the highest middle school grade level at this school and their parents were included.

Comprehensive detail, including definitions of ratings, performance criteria, and explanations of status, is available on [www.ed.sc.gov](http://www.ed.sc.gov) and [www.eoc.sc.gov](http://www.eoc.sc.gov) as well as school and school district websites.

Printed versions are available from school districts upon request.

**REPORT OF PRINCIPAL AND SCHOOL IMPROVEMENT COUNCIL**

The mission of Bamberg-Ehrhardt Middle School in partnership with home and community is to provide effective educational experiences for diverse learners in a caring environment that will lead to increased student achievement. The faculty at BEMS continues to set high expectations for all students in the areas of academics, character development and discipline. We strive to educate all students in all areas of personal growth. ☐

During this past school year we completed our second year of the High Literacy Classrooms Project. This project placed great emphasis on reading and writing across the curriculum. Students were more involved in the reading of informational text, conducting research and learning how to collaborate and work together with their peers. ☐

This was an outstanding year for our student body. Seventy percent (70%) of all our students participated in some form of extra-curricular activity. Students participated in football, basketball, softball, baseball, soccer, cross-country, volleyball, cheerleading, band, chorus, art and wrestling. Our Junior Beta Club received the county Adopt-A-Highway award, and the entire student body participated in many fund raising events which helped support our local charities. ☐

We were very proud to have 10 students recognized as Junior Scholars. We also maintained a 100% passage rate on all end of course tests. We continue to promote and improve our academic assistance program along with sponsoring a thriving PBIS program. The Raider's Rock program is very popular with our student body and is used by all faculty to reinforce positive behavior and attitude. ☐

Bamberg-Ehrhardt Middle School is a data driven school. Data is collected throughout the year on every student. Our faculty uses this data to better meet the individual needs of our students. We will continue to set high goals, provide a rigorous curriculum, and teach the whole child. ☐

Gina Williams, SIC Chair ☐

Troy Phillips, Principal

**Abbreviations Key**

**N/A**-Not Applicable

**N/AV**-Not Available

**N/C**-Not Collected

**N/R**-Not Reported

**I/S**-Insufficient Sample

**TBD**-To Be Determined