



SC Annual School Report Card Summary

Starr-Iva Middle School

ANDERSON 3

Grades: 6-8

Enrollment: 602

Principal: Barry Jacks

Superintendent: Dr. Mason Gary

Board Chair: Hugh Smith

PERFORMANCE

Comprehensive detail, including definitions of ratings, performance criteria, and explanations of status, is available on www.ed.sc.gov and www.eoc.sc.gov as well as school and school district websites. Printed versions are available from school districts upon request.

| YEAR | ABSOLUTE RATING | GROWTH RATING | PALMETTO GOLD AND SILVER AWARD | | ESEA/FEDERAL ACCOUNTABILITY RATING SYSTEM | |
|------|-----------------|---------------|--------------------------------|-----------------|---|--------------------------|
| | | | General Performance | Closing the Gap | ESEA Grade | Accountability Indicator |
| 2014 | Excellent | Excellent | TBD | TBD | A | N/A |
| 2013 | Good | Excellent | GOLD | SILVER | A | N/A |
| 2012 | Average | Average | N/A | N/A | C | N/A |

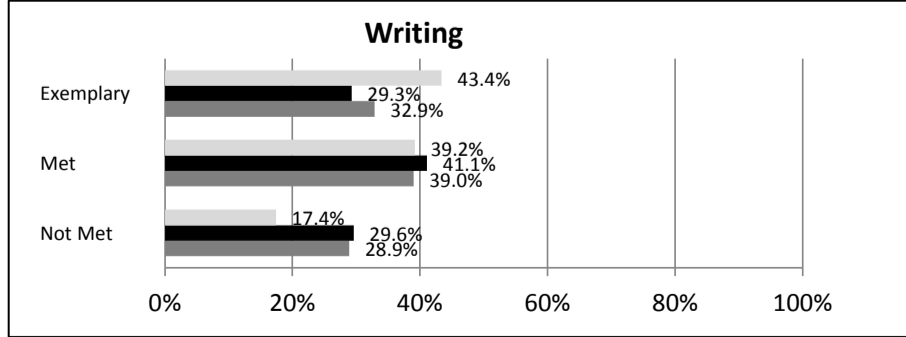
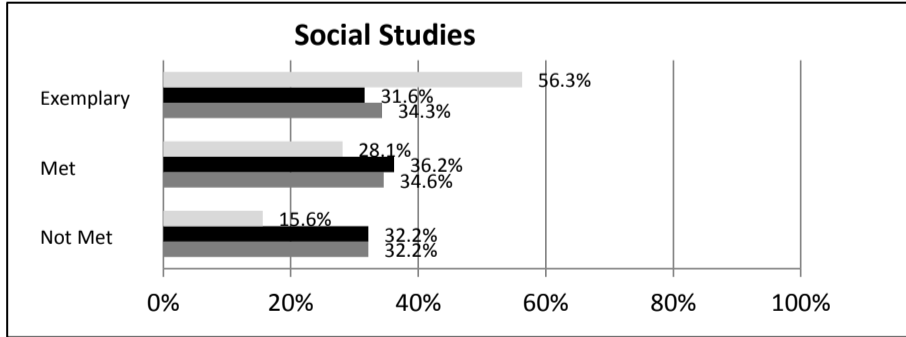
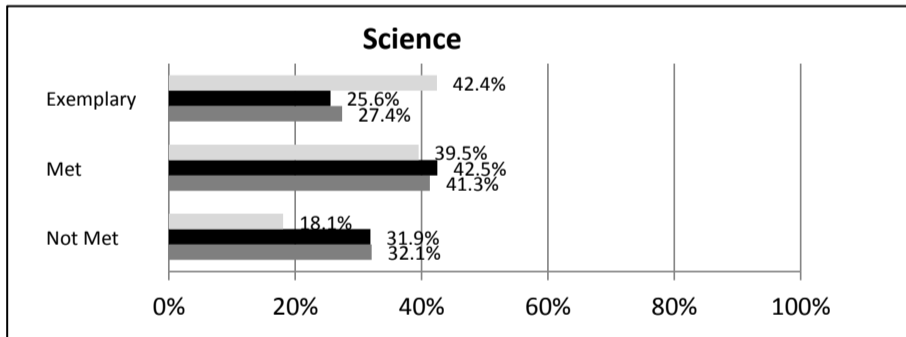
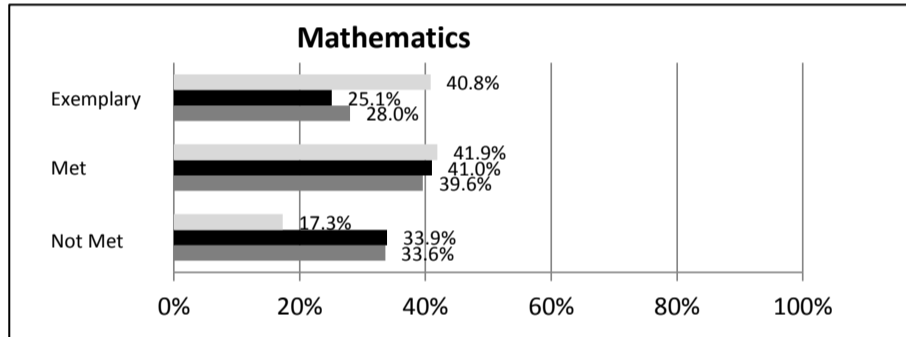
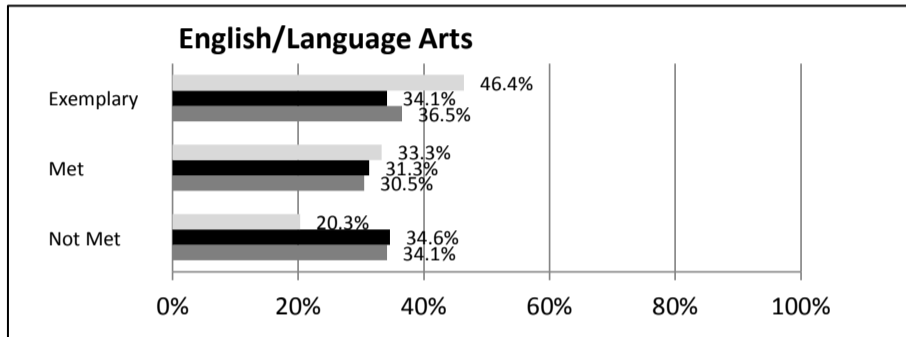
ABSOLUTE RATINGS OF MIDDLE SCHOOLS WITH STUDENTS LIKE OURS*

| EXCELLENT | GOOD | AVERAGE | BELOW AVERAGE | AT-RISK |
|-----------|------|---------|---------------|---------|
| 3 | 10 | 42 | 5 | 0 |

* Ratings are calculated with data available by 04/27/2015. Schools with Students Like Ours are Middle Schools with Poverty Indices of no more than 5% above or below the index for this school.


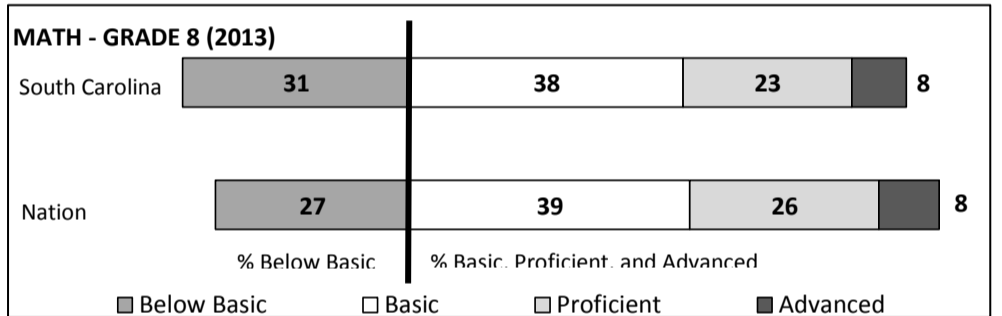
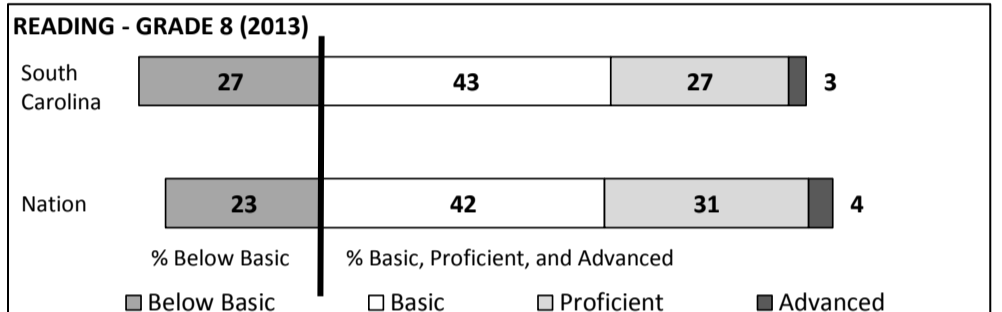
SC PASS PERFORMANCE

Our School Middle Schools with Students Like Ours Middle Schools Statewide



NAEP*

*Performance reported for SC and nation, data not available at school level. Percentages at NAEP Achievement Levels.



END OF COURSE TESTS - 2014

| % of Students scoring 70 or above on: | Our Middle School | Middle Schools with Students Like Ours |
|---------------------------------------|-------------------|--|
| Algebra 1/Math for the Technologies 2 | 100.0% | 98.0% |
| English 1 | 95.3% | 97.0% |
| Biology 1 | N/A | N/A |
| US History and the Constitution | N/A | N/A |
| All Subjects | 97.0% | 97.6% |

SC PERFORMANCE VISION

By 2020 all students will graduate with the knowledge and skills necessary to compete successfully in the global economy, participate in a democratic society and contribute positively as members of families and communities.

Abbreviations Key

N/A-Not Applicable

N/AV-Not Available

N/C-Not Collected

N/R-Not Reported

I/S-Insufficient Sample

TBD-To Be Determined

**Starr-Iva Middle School
ANDERSON 3**

SCHOOL PROFILE

| | Our School | Change from Last Year | Middle Schools with Students Like Ours | Median Middle Schools |
|--|------------|-----------------------|--|-----------------------|
| Students (n = 602) | | | | |
| Students Enrolled in high school credit courses (grades 7 & 8) | 27.4% | Up from 20.3% | 24.4% | 26.0% |
| Retention rate | 0.2% | Up from 0.0% | 0.9% | 0.6% |
| Attendance rate | 95.0% | Up from 93.6% | 96.0% | 96.2% |
| Served by gifted and talented program | 22.8% | Up from 19.9% | 18.6% | 19.4% |
| With disabilities | 13.0% | Down from 13.6% | 13.6% | 12.8% |
| Older than usual for grade | 6.4% | Down from 7.1% | 5.8% | 4.5% |
| Out-of-school suspensions or expulsions for violent and/or criminal offenses | 0.7% | Up from 0.2% | 0.6% | 0.4% |
| Annual dropout rate | 0.2% | No change | 0.0% | 0.0% |
| Teachers (n = 38) | | | | |
| Teachers with advanced degrees | 55.3% | Down from 57.9% | 60.3% | 61.3% |
| Continuing contract teachers | 60.5% | Down from 78.9% | 77.0% | 75.9% |
| Teachers returning from previous year | 82.8% | Down from 88.9% | 85.2% | 85.4% |
| Teacher attendance rate | 97.8% | Up from 96.5% | 94.9% | 95.2% |
| Average teacher salary* | \$43,821 | Down 6.2% | \$46,460 | \$47,081 |
| Classes not taught by highly qualified teachers | 3.3% | Up from 0.0% | 5.5% | 5.8% |
| Professional development days/teacher | 8.5 days | Up from 6.1 days | 11.8 days | 10.6 days |
| School | | | | |
| Principal's years at school | 2.0 | Up from 1.0 | 5.0 | 3.0 |
| Student-teacher ratio in core subjects | 21.5 to 1 | Down from 21.9 to 1 | 21.8 to 1 | 21.5 to 1 |
| Prime instructional time | 91.5% | Up from 89.4% | 89.7% | 90.1% |
| Opportunities in the arts | Good | No change | Good | Good |
| SACS accreditation | Yes | No change | Yes | Yes |
| Parents attending conferences | 97.0% | Down from 99.7% | 98.8% | 99.0% |
| Character development program | Good | Up from Average | Good | Good |
| Dollars spent per pupil** | \$6,814 | Down 0.3% | \$7,377 | \$7,616 |
| Percent of expenditures for instruction** | 59.6% | Up from 59.0% | 61.7% | 62.0% |
| Percent of expenditures for teacher salaries** | 58.8% | Up from 58.0% | 60.5% | 61.3% |
| ESEA composite index score | 94.4 | Down from 98.2 | 75.2 | 77.9 |

* Length of contract = 185+ days.

**Prior year audited financial data available.

EVALUATION RESULTS

| | Teachers | Students* | Parents* |
|--|----------|-----------|----------|
| Number of surveys returned | 38 | 181 | 121 |
| Percent satisfied with learning environment | 97.3% | 70.2% | 81.8% |
| Percent satisfied with social and physical environment | 100.0% | 74.0% | 79.2% |
| Percent satisfied with school-home relations | 97.3% | 82.1% | 54.1% |

*Only students at the highest middle school grade level at this school and their parents were included.

Comprehensive detail, including definitions of ratings, performance criteria, and explanations of status, is available on www.ed.sc.gov and www.eoc.sc.gov as well as school and school district websites.

Printed versions are available from school districts upon request.

REPORT OF PRINCIPAL AND SCHOOL IMPROVEMENT COUNCIL

Our goal last year was to be one of the leading middle schools in the state. We are proud to say that we are on our way! Last year, Starr-Iva Middle was the most improved middle school in the state of South Carolina. This achievement was accomplished by the hard work and dedication of our staff, students, parents, and community. ☑

☑

We are not done. Our goal this year is to become one of the top middle schools in the state. The students in our district deserve an education second to none. I look forward to another exciting and successful year. ☑

☑

Barry Jacks, Principal

Abbreviations Key

N/A-Not Applicable

N/AV-Not Available

N/C-Not Collected

N/R-Not Reported

I/S-Insufficient Sample

TBD-To Be Determined