



SC Annual School Report Card Summary

**Powdersville Middle School
ANDERSON 1**
Grades: 6-8 Enrollment: 599
Principal: Todd Binnicker
Superintendent: David Havird
Board Chair: Mr. Fred Alexander

PERFORMANCE

Comprehensive detail, including definitions of ratings, performance criteria, and explanations of status, is available on www.ed.sc.gov and www.eoc.sc.gov as well as school and school district websites. Printed versions are available from school districts upon request.

YEAR	ABSOLUTE RATING	GROWTH RATING	PALMETTO GOLD AND SILVER AWARD		ESEA/FEDERAL ACCOUNTABILITY RATING SYSTEM	
			General Performance	Closing the Gap	ESEA Grade	Accountability Indicator
2014	Excellent	Good	TBD	TBD	A	N/A
2013	Excellent	Excellent	GOLD	SILVER	A	N/A
2012	Excellent	Excellent	GOLD	N/A	A	N/A

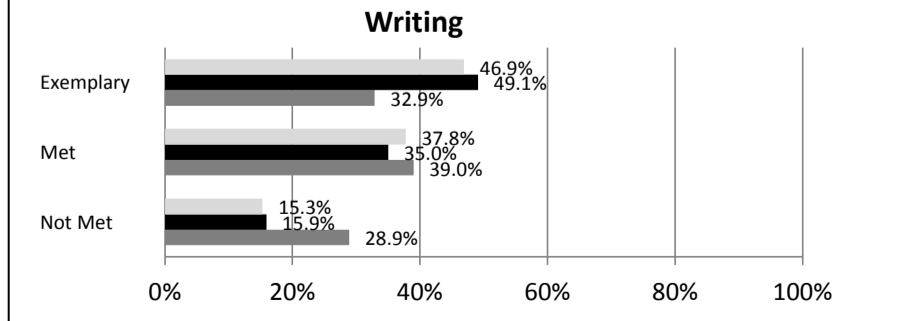
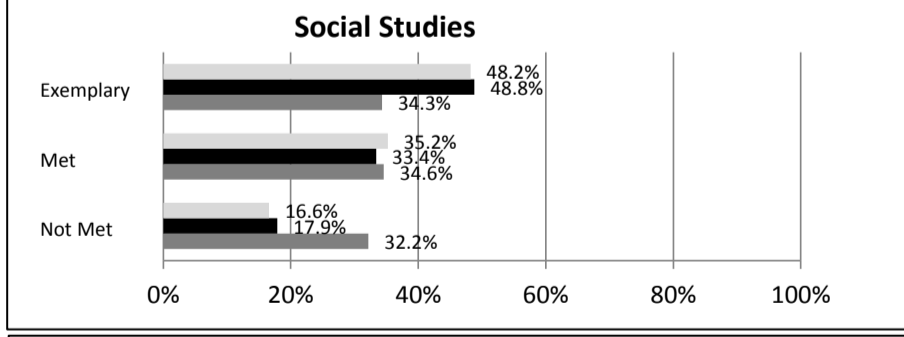
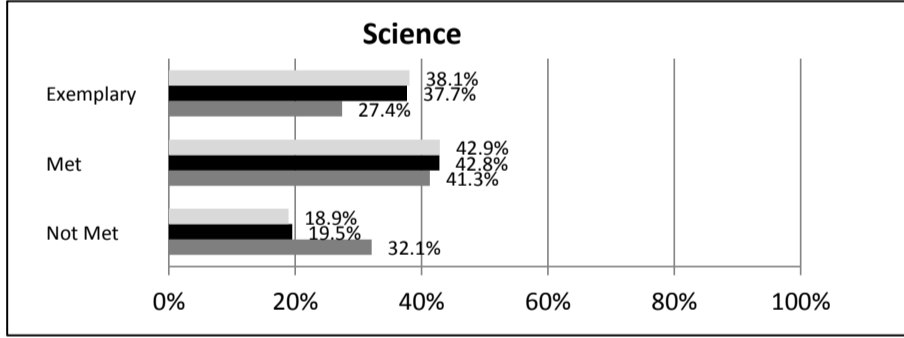
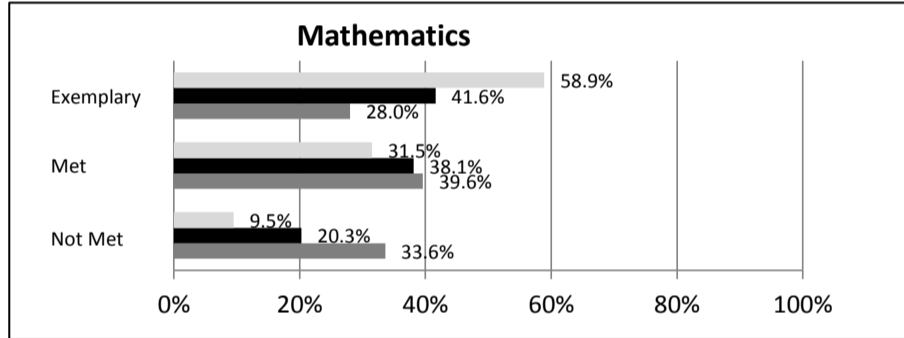
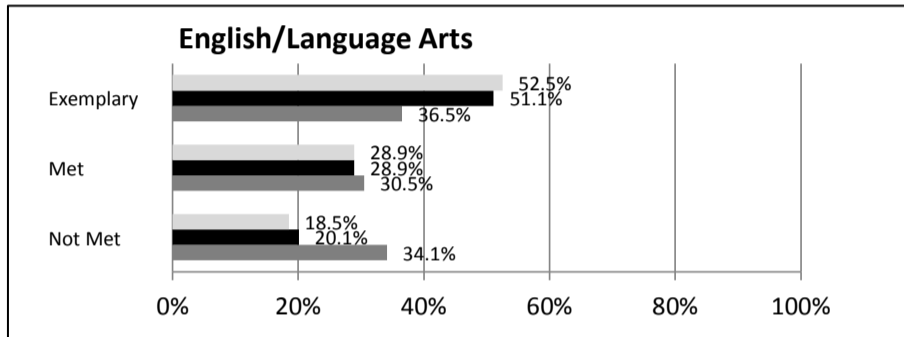
ABSOLUTE RATINGS OF MIDDLE SCHOOLS WITH STUDENTS LIKE OURS*

EXCELLENT	GOOD	AVERAGE	BELOW AVERAGE	AT-RISK
11	4	1	0	0

* Ratings are calculated with data available by 04/27/2015. Schools with Students Like Ours are Middle Schools with Poverty Indices of no more than 5% above or below the index for this school.

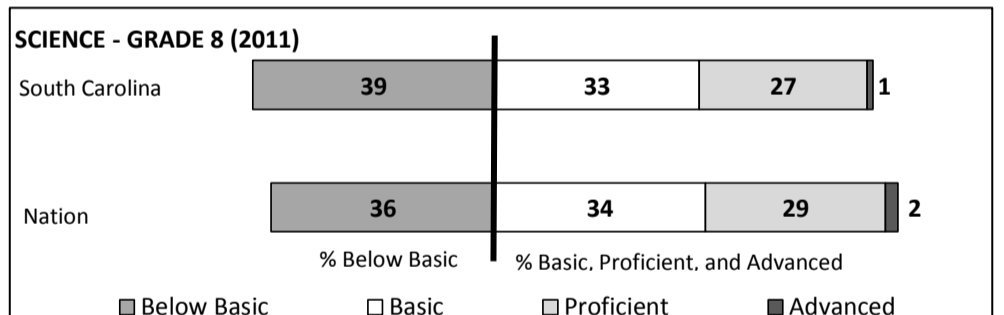
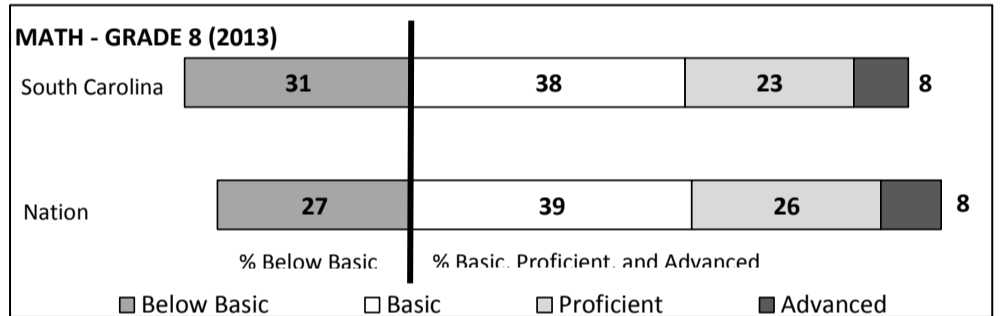

SC PASS PERFORMANCE

Our School Middle Schools with Students Like Ours Middle Schools Statewide



NAEP*

*Performance reported for SC and nation, data not available at school level. Percentages at NAEP Achievement Levels.



END OF COURSE TESTS - 2014

% of Students scoring 70 or above on:	Our Middle School	Middle Schools with Students Like Ours
Algebra 1/Math for the Technologies 2	100.0%	98.4%
English 1	98.4%	99.1%
Biology 1	N/A	N/A
US History and the Constitution	N/A	100.0%
All Subjects	99.2%	98.6%

SC PERFORMANCE VISION

By 2020 all students will graduate with the knowledge and skills necessary to compete successfully in the global economy, participate in a democratic society and contribute positively as members of families and communities.

Abbreviations Key

N/A-Not Applicable N/AV-Not Available N/C-Not Collected N/R-Not Reported I/S-Insufficient Sample TBD-To Be Determined

**Powersville Middle School
ANDERSON 1**

SCHOOL PROFILE

	Our School	Change from Last Year	Middle Schools with Students Like Ours	Median Middle Schools
Students (n = 599)				
Students Enrolled in high school credit courses (grades 7 & 8)	20.1%	Down from 22.6%	43.9%	26.0%
Retention rate	0.2%	Up from 0.0%	0.5%	0.6%
Attendance rate	97.2%	Up from 96.2%	97.0%	96.2%
Served by gifted and talented program	28.5%	Up from 27.2%	31.6%	19.4%
With disabilities	8.7%	Up from 7.4%	10.0%	12.8%
Older than usual for grade	2.5%	Down from 2.7%	2.7%	4.5%
Out-of-school suspensions or expulsions for violent and/or criminal offenses	0.2%	Up from 0.0%	0.2%	0.4%
Annual dropout rate	0.0%	No change	0.0%	0.0%
Teachers (n = 34)				
Teachers with advanced degrees	55.9%	Down from 63.6%	68.1%	61.3%
Continuing contract teachers	88.2%	Up from 75.8%	84.3%	75.9%
Teachers returning from previous year	90.5%	Down from 91.8%	90.7%	85.4%
Teacher attendance rate	96.3%	No change	95.4%	95.2%
Average teacher salary*	\$48,394	Down 2.8%	\$48,149	\$47,081
Classes not taught by highly qualified teachers	6.4%	Up from 3.0%	2.7%	5.8%
Professional development days/teacher	8.6 days	Down from 8.7 days	8.6 days	10.6 days
School				
Principal's years at school	4.0	Up from 3.0	5.0	3.0
Student-teacher ratio in core subjects	24.8 to 1	Down from 25.4 to 1	25.0 to 1	21.5 to 1
Prime instructional time	93.1%	Up from 91.4%	91.4%	90.1%
Opportunities in the arts	Good	No change	Good	Good
SACS accreditation	Yes	No change	Yes	Yes
Parents attending conferences	100.0%	No change	99.9%	99.0%
Character development program	Excellent	No change	Excellent	Good
Dollars spent per pupil**	\$6,123	Down 2.9%	\$6,785	\$7,616
Percent of expenditures for instruction**	56.1%	Down from 59.0%	62.9%	62.0%
Percent of expenditures for teacher salaries**	55.8%	Up from 55.0%	61.9%	61.3%
ESEA composite index score	90.6	Down from 93.6	87.2	77.9

* Length of contract = 185+ days.

**Prior year audited financial data available.

EVALUATION RESULTS

	Teachers	Students*	Parents*
Number of surveys returned	31	169	61
Percent satisfied with learning environment	96.8%	78.1%	96.7%
Percent satisfied with social and physical environment	100.0%	71.8%	88.6%
Percent satisfied with school-home relations	100.0%	86.6%	80.0%

*Only students at the highest middle school grade level at this school and their parents were included.

Comprehensive detail, including definitions of ratings, performance criteria, and explanations of status, is available on www.ed.sc.gov and www.eoc.sc.gov as well as school and school district websites.

Printed versions are available from school districts upon request.

REPORT OF PRINCIPAL AND SCHOOL IMPROVEMENT COUNCIL

The 2013-2014 school year was another very exciting one at Powersville Middle School. Our faculty, staff, and students experienced a great deal of success in academics, the arts, athletics, and various service learning activities. Some of our year's successes are listed below.

Our 2013 PASS scores earned us an Absolute Rating of Excellent on last year's Annual School Report Card. For the fourth year in a row, Powersville Middle School earned a Palmetto Gold Award from the Education Oversight Committee for high test scores for the 2012-2013 school year. A Palmetto Silver Award was also given for excellent improvement in closing the achievement gap.

273 Powersville Middle School students are members of the National Junior BETA Club, an organization devoted to academic achievement and service. Thirty-eight students qualified to take the PSAT and ten of those students were recognized as Junior Scholars for high scholastic achievement on the test. We are the first middle school in the eastern United States to be a part of the Early Act First Knight Character Development program sponsored by Greenville Evening Rotary. Knighting ceremonies (by the Knights of the Guild) have so far recognized over 140 students in 2013-2014 for exemplifying excellence in character.

Mrs. Jessica Preisig and Mrs. Angelia Armstrong, 6th grade Math and ELA teachers, were elected as the Powersville Middle School Teacher of the Year. Mrs. Toni Carson has been selected as the South Carolina Middle Level Student Council Advisor of the Year. Throughout her tenure at PVMS, Mrs. Carson has introduced students to many beneficial projects and experiences. Seventh grader, Jeannette Campbell, was our school winner in the Lions Club International Peace Poster contest.

Powersville Middle School was well-represented by eighth grade student, E.J. Humphrey, in the 2014 NUC Youth All-American game on December 30, 2013 in Myrtle Beach. E.J. won the game's offensive MVP and won the entire showcase MVP that included the Seniors, Juniors, and Sophomores. The Anderson County Human Relations Council is pleased to announce that Allison Troup has been one of the students selected to receive the 2014 Cory White Diversity Award.

Our PTSO and School Improvement Council have once again proven to be tremendous assets for our school. Our PTSO raised over \$10,000 for student programs. We had over 300 participants in our PTSO "Patriot Paint Run!" Other school-wide service projects included Make-a-Wish, Toys for Tots, canned food drives, and campus beautification efforts.

Finally, Powersville Middle is fortunate to have a quality faculty, staff, and supportive community. Our School Improvement Council, PTSO, and entire school family have one common goal – making PVMS the best it can be! Through continuing to work together, we remain a school where "Character, Confidence, and Commitment Abound."

Todd Binnicker, Principal

Monique German, SIC Chairperson

Abbreviations Key

N/A-Not Applicable

N/AV-Not Available

N/C-Not Collected

N/R-Not Reported

I/S-Insufficient Sample

TBD-To Be Determined