



SC Annual School Report Card Summary

Allendale-Fairfax Middle
ALLENDALE COUNTY SCHOOLS
Grades: 6-8 Enrollment: 299
Principal: Robert M. Hemby, II
Superintendent: Dr. Walter L. Tobin
Board Chair: Ms. Wilda Robinson

PERFORMANCE

Comprehensive detail, including definitions of ratings, performance criteria, and explanations of status, is available on www.ed.sc.gov and www.eoc.sc.gov as well as school and school district websites. Printed versions are available from school districts upon request.

YEAR	ABSOLUTE RATING	GROWTH RATING	PALMETTO GOLD AND SILVER AWARD		ESEA/FEDERAL ACCOUNTABILITY RATING SYSTEM	
			General Performance	Closing the Gap	ESEA Grade	Accountability Indicator
2014	At-Risk	Average	TBD	TBD	F	N/A
2013	At-Risk	Good	N/A	N/A	F	N/A
2012	At-Risk	At-Risk	N/A	N/A	D	N/A

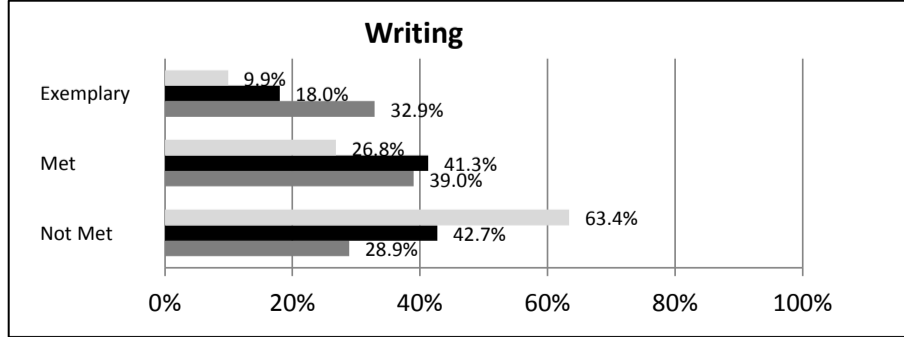
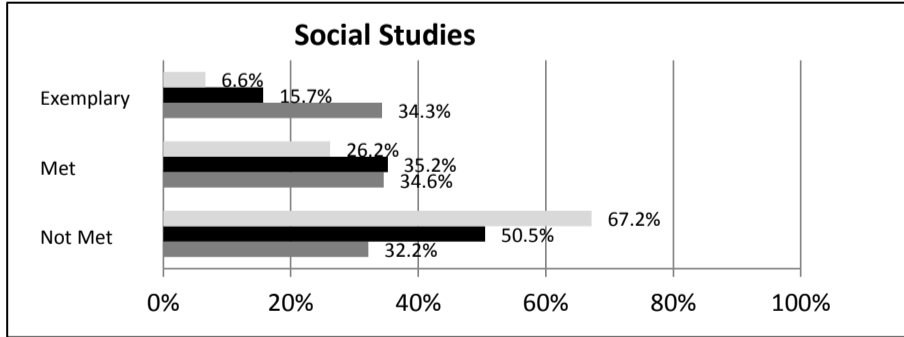
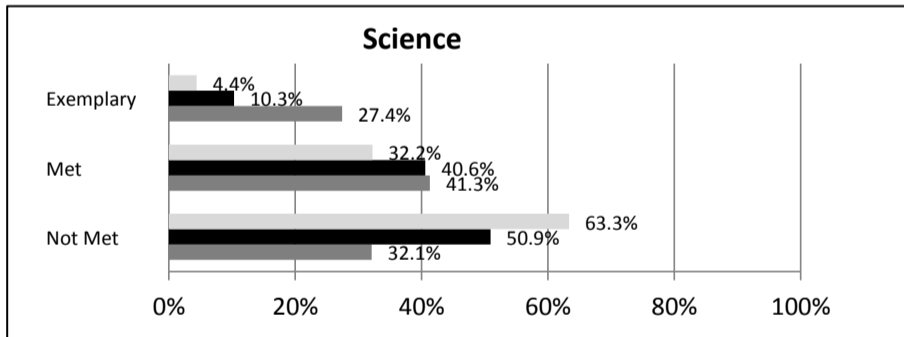
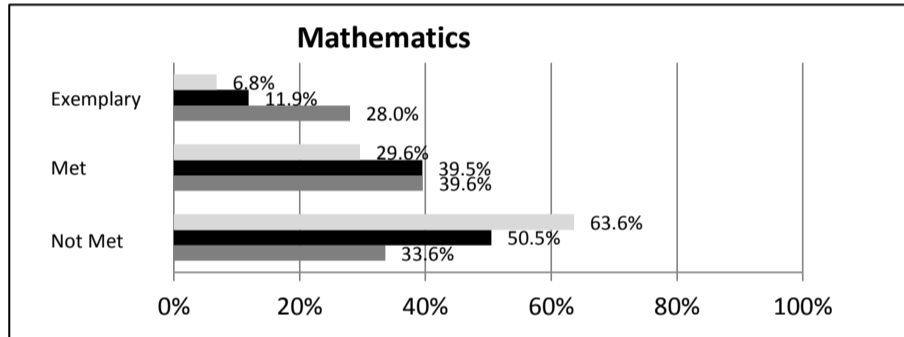
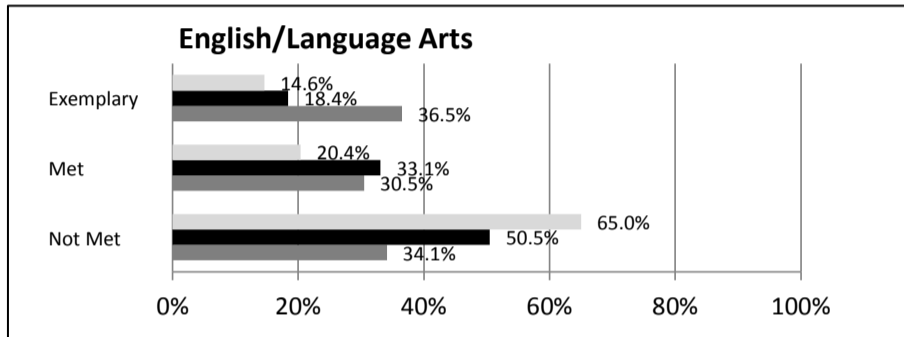
ABSOLUTE RATINGS OF MIDDLE SCHOOLS WITH STUDENTS LIKE OURS*

EXCELLENT	GOOD	AVERAGE	BELOW AVERAGE	AT-RISK
0	0	16	31	14

* Ratings are calculated with data available by 04/27/2015. Schools with Students Like Ours are Middle Schools with Poverty Indices of no more than 5% above or below the index for this school.


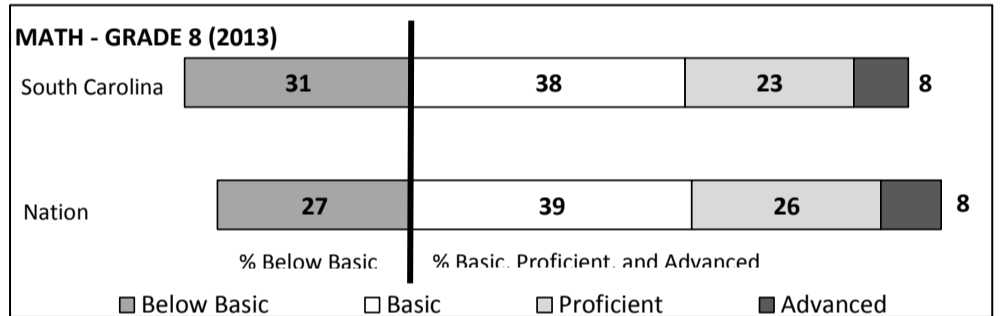

SC PASS PERFORMANCE

Our School Middle Schools with Students Like Ours Middle Schools Statewide



NAEP*

*Performance reported for SC and nation, data not available at school level. Percentages at NAEP Achievement Levels.



END OF COURSE TESTS - 2014

% of Students scoring 70 or above on:	Our Middle School	Middle Schools with Students Like Ours
Algebra 1/Math for the Technologies 2	92.9%	93.8%
English 1	100.0%	85.7%
Biology 1	N/A	N/A
US History and the Constitution	N/A	N/A
All Subjects	96.4%	92.3%

SC PERFORMANCE VISION

By 2020 all students will graduate with the knowledge and skills necessary to compete successfully in the global economy, participate in a democratic society and contribute positively as members of families and communities.

Abbreviations Key

N/A-Not Applicable N/AV-Not Available N/C-Not Collected N/R-Not Reported I/S-Insufficient Sample TBD-To Be Determined

**Allendale-Fairfax Middle
ALLENDALE COUNTY SCHOOLS**

SCHOOL PROFILE

	Our School	Change from Last Year	Middle Schools with Students Like Ours	Median Middle Schools
Students (n = 299)				
Students Enrolled in high school credit courses (grades 7 & 8)	8.9%	Down from 10.4%	14.7%	26.0%
Retention rate	0.3%	No change	0.7%	0.6%
Attendance rate	96.5%	Up from 95.0%	95.6%	96.2%
Served by gifted and talented program	2.0%	Up from 1.0%	7.0%	19.4%
With disabilities	10.5%	Up from 9.8%	16.2%	12.8%
Older than usual for grade	10.9%	Down from 14.6%	7.3%	4.5%
Out-of-school suspensions or expulsions for violent and/or criminal offenses	0.0%	No change	0.6%	0.4%
Annual dropout rate	0.0%	No change	0.0%	0.0%
Teachers (n = 21)				
Teachers with advanced degrees	66.7%	Down from 69.6%	59.2%	61.3%
Continuing contract teachers	61.9%	Up from 56.5%	60.0%	75.9%
Teachers returning from previous year	64.5%	Down from 66.2%	77.0%	85.4%
Teacher attendance rate	90.8%	Down from 99.0%	95.3%	95.2%
Average teacher salary*	\$43,716	Up 7.7%	\$45,172	\$47,081
Classes not taught by highly qualified teachers	36.6%	Up from 10.1%	12.1%	5.8%
Professional development days/teacher	2.9 days	Up from 1.2 days	9.7 days	10.6 days
School				
Principal's years at school	2.0	Up from 1.0	3.0	3.0
Student-teacher ratio in core subjects	19.5 to 1	Up from 17.5 to 1	18.4 to 1	21.5 to 1
Prime instructional time	86.1%	Down from 93.8%	89.6%	90.1%
Opportunities in the arts	Good	No change	Good	Good
SACS accreditation	Yes	No change	Yes	Yes
Parents attending conferences	83.2%	Down from 94.1%	97.9%	99.0%
Character development program	Excellent	No change	Good	Good
Dollars spent per pupil**	\$9,680	Down 0.5%	\$9,680	\$7,616
Percent of expenditures for instruction**	53.5%	Down from 57.0%	55.7%	62.0%
Percent of expenditures for teacher salaries**	52.5%	Up from 52.0%	54.8%	61.3%
ESEA composite index score	29.2	Down from 52.0	54.7	77.9

* Length of contract = 185+ days.

**Prior year audited financial data available.

EVALUATION RESULTS

	Teachers	Students*	Parents*
Number of surveys returned	6	94	58
Percent satisfied with learning environment	-4.0%	82.0%	74.2%
Percent satisfied with social and physical environment	-4.0%	85.1%	71.2%
Percent satisfied with school-home relations	-4.0%	89.4%	70.0%

*Only students at the highest middle school grade level at this school and their parents were included.

Comprehensive detail, including definitions of ratings, performance criteria, and explanations of status, is available on www.ed.sc.gov and www.eoc.sc.gov as well as school and school district websites.

Printed versions are available from school districts upon request.

REPORT OF PRINCIPAL AND SCHOOL IMPROVEMENT COUNCIL

We at Allendale-Fairfax Middle School are dedicated to providing a safe and nurturing environment that fosters academic success for all students. The faculty and staff are committed to providing the highest quality of education, guidance, and support to all students. We continue to set high expectations for our student body in the areas of academics, creativity, athletics, character development and social growth. Our faculty is caring and nurturing while, at the same time, working diligently to instill good character and responsibility in our student body. During the 2013-2014 academic year our continuous commitment to increasing student achievement remained the key focus. The students, faculty and staff collaborated to create the motto "On an E3 Mission...Educate, Empower and Equip". At AFMS, we believe, "You can teach a student a lesson for a day; but if you can teach him to learn by creating curiosity, he will continue the learning process as long as he lives."

AFMS proudly celebrated another year of academic and school-wide successes in 2013-2014. Our EOCT's resulted again in increased growth. In the past two years our Algebra I scores improved from a 64% to a 93% passage rate. We even had a few students to have perfect scores. Our English I scores improved from a 60% to a 100% passage rate. This was phenomenal in the fact that AFMS hadn't accomplished a 100% passage rate in English 1 since the current Report Card process was formulated. We were also very proud in 2013 as to the improvement of our Growth Rating from At-Risk to Good. Our students partnered with the TRIO program (SCSU) and attended the Academic Bowl competition in Atlanta, Georgia. They also had the opportunity of experiencing various field study outings to colleges and career centers. Our girls basketball team celebrated an undefeated season while our boys won the conference tournament. We also had an 8th grader to finish Top 3 in the State in the 100m dash in Class 1A.

Looking forward to the 2014-2105 school year, AFMS will continue to implement a school-wide STEM initiative that will provide our students with opportunities to be successful in a rigorous academic environment while developing 21st century learning skills. Technology will continue to be a priority within our academic setting as we look to expound upon the ability to one day offer each student an I-pad. This initiative will allow our teachers the ability to increase the use of various instructional technologies geared towards enhancing student achievement. We will continue to utilize programs such as Agile Minds, Academy of Reading, MAP Math, MAP Reading, and other web-based assessment tools. Our school and community members will work hard to ensure that the learning takes place at AFMS and affords every student the opportunity to be successful both inside and outside the classroom. At AFMS... "A child's mind, once stretched by a new idea, never regains its original dimensions."

Robert M. Hemby, II, Principal

Sally Branch, SIC Chairperson

Abbreviations Key

N/A-Not Applicable

N/AV-Not Available

N/C-Not Collected

N/R-Not Reported

I/S-Insufficient Sample

TBD-To Be Determined