



# SC Annual School Report Card Summary

North Augusta Middle School  
 AIKEN COUNTY  
 Grades: 6-8 Enrollment: 676  
 Principal: Wendy Jacobs  
 Superintendent: Dr. Elizabeth Everitt  
 Board Chair: Mrs. Rosemary B. English

## PERFORMANCE

Comprehensive detail, including definitions of ratings, performance criteria, and explanations of status, is available on [www.ed.sc.gov](http://www.ed.sc.gov) and [www.eoc.sc.gov](http://www.eoc.sc.gov) as well as school and school district websites. Printed versions are available from school districts upon request.

YEAR	ABSOLUTE RATING	GROWTH RATING	PALMETTO GOLD AND SILVER AWARD		ESEA/FEDERAL ACCOUNTABILITY RATING SYSTEM	
			General Performance	Closing the Gap	ESEA Grade	Accountability Indicator
2014	Good	Average	TBD	TBD	B	N/A
2013	Good	Average	N/A	N/A	B	N/A
2012	Excellent	Excellent	GOLD	N/A	A	N/A

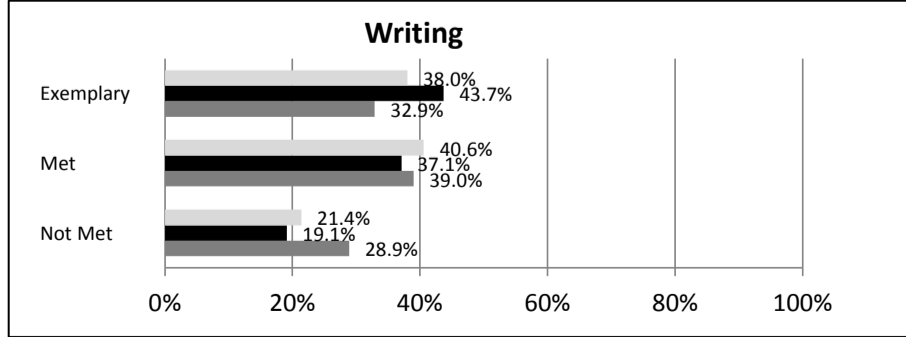
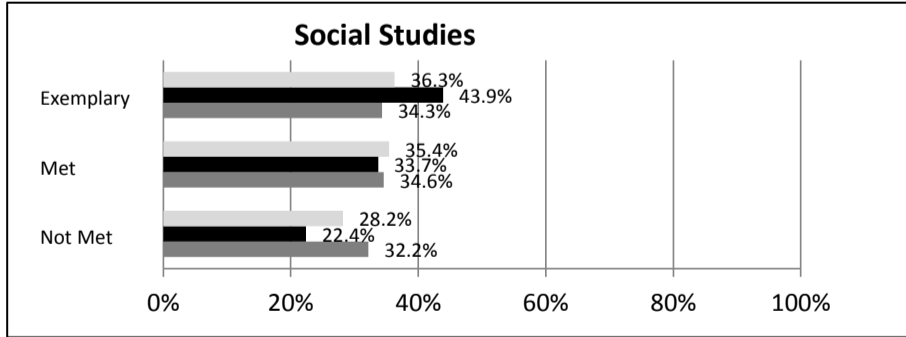
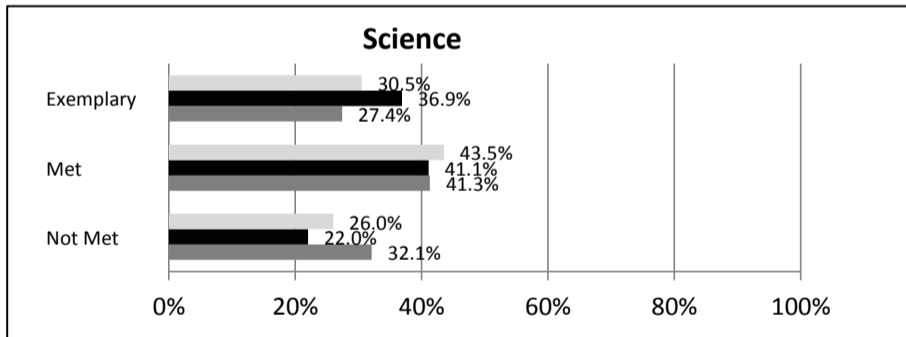
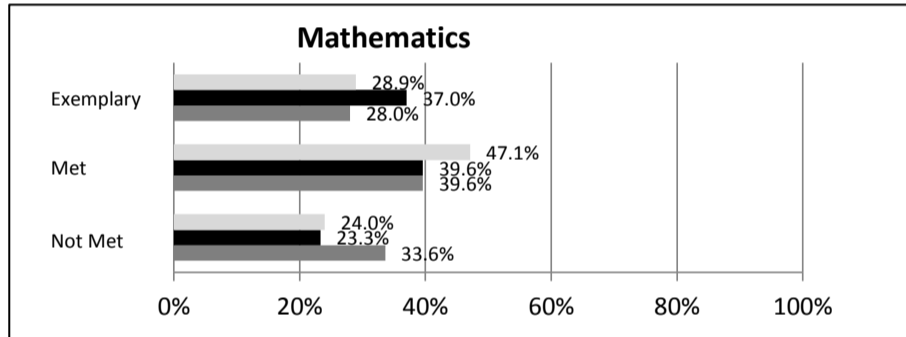
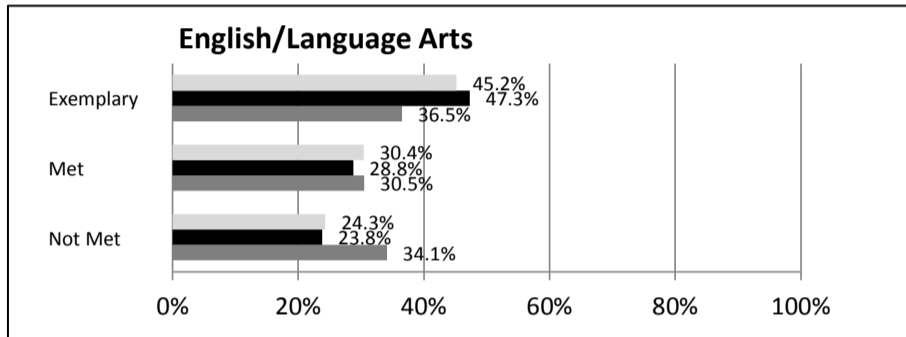
## ABSOLUTE RATINGS OF MIDDLE SCHOOLS WITH STUDENTS LIKE OURS\*

EXCELLENT	GOOD	AVERAGE	BELOW AVERAGE	AT-RISK
20	7	5	1	0

\* Ratings are calculated with data available by 04/27/2015. Schools with Students Like Ours are Middle Schools with Poverty Indices of no more than 5% above or below the index for this school.


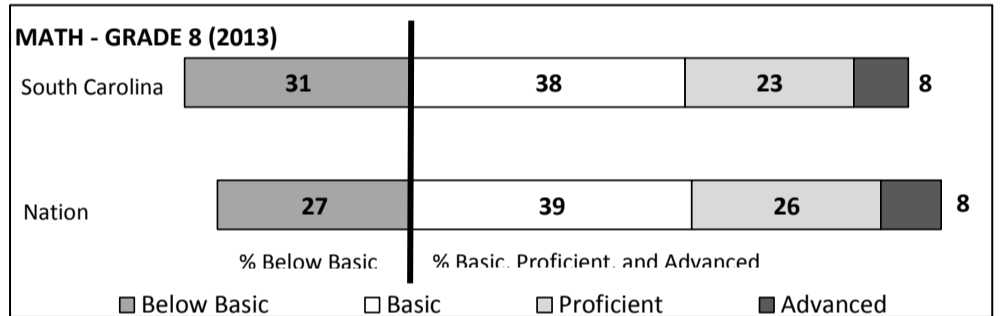

## SC PASS PERFORMANCE

Our School Middle Schools with Students Like Ours Middle Schools Statewide



## NAEP\*

\*Performance reported for SC and nation, data not available at school level. Percentages at NAEP Achievement Levels.



## END OF COURSE TESTS - 2014

% of Students scoring 70 or above on:	Our Middle School	Middle Schools with Students Like Ours
Algebra 1/Math for the Technologies 2	100.0%	98.2%
English 1	98.1%	93.1%
Biology 1	N/A	N/A
US History and the Constitution	N/A	0.0%
All Subjects	99.0%	97.8%

## SC PERFORMANCE VISION

By 2020 all students will graduate with the knowledge and skills necessary to compete successfully in the global economy, participate in a democratic society and contribute positively as members of families and communities.

## Abbreviations Key

N/A-Not Applicable N/AV-Not Available N/C-Not Collected N/R-Not Reported I/S-Insufficient Sample TBD-To Be Determined

**North Augusta Middle School  
AIKEN COUNTY**

**SCHOOL PROFILE**

	Our School	Change from Last Year	Middle Schools with Students Like Ours	Median Middle Schools
<b>Students (n = 676)</b>				
Students Enrolled in high school credit courses (grades 7 & 8)	74.6%	Up from 58.1%	43.3%	26.0%
Retention rate	0.0%	No change	0.3%	0.6%
Attendance rate	96.6%	Up from 96.3%	96.6%	96.2%
Served by gifted and talented program	25.5%	No change	26.5%	19.4%
With disabilities	7.8%	Down from 9.6%	11.4%	12.8%
Older than usual for grade	4.0%	Up from 3.8%	2.9%	4.5%
Out-of-school suspensions or expulsions for violent and/or criminal offenses	0.0%	Down from 0.2%	0.0%	0.4%
Annual dropout rate	0.0%	No change	0.0%	0.0%
<b>Teachers (n = 35)</b>				
Teachers with advanced degrees	51.4%	Down from 55.9%	66.7%	61.3%
Continuing contract teachers	82.9%	Down from 94.1%	78.0%	75.9%
Teachers returning from previous year	92.4%	Up from 90.7%	87.1%	85.4%
Teacher attendance rate	93.4%	Up from 93.2%	95.1%	95.2%
Average teacher salary*	\$48,921	Down 2.6%	\$48,921	\$47,081
Classes not taught by highly qualified teachers	2.4%	Down from 2.5%	4.2%	5.8%
Professional development days/teacher	12.8 days	Up from 8.7 days	9.8 days	10.6 days
<b>School</b>				
Principal's years at school	3.0	Up from 1.0	3.0	3.0
Student-teacher ratio in core subjects	28.0 to 1	Up from 26.1 to 1	22.5 to 1	21.5 to 1
Prime instructional time	87.4%	Down from 88.2%	90.5%	90.1%
Opportunities in the arts	Excellent	No change	Excellent	Good
SACS accreditation	Yes	No change	Yes	Yes
Parents attending conferences	99.0%	Up from 83.3%	99.1%	99.0%
Character development program	Average	Down from Good	Good	Good
Dollars spent per pupil**	\$5,536	Down 15.4%	\$6,946	\$7,616
Percent of expenditures for instruction**	63.1%	Down from 65.0%	65.1%	62.0%
Percent of expenditures for teacher salaries**	61.9%	Up from 61.0%	64.5%	61.3%
ESEA composite index score	82.7	Down from 85.2	85.3	77.9

\* Length of contract = 185+ days.

\*\*Prior year audited financial data available.

**EVALUATION RESULTS**

	Teachers	Students*	Parents*
Number of surveys returned	33	210	107
Percent satisfied with learning environment	100.0%	68.5%	89.7%
Percent satisfied with social and physical environment	100.0%	73.1%	79.7%
Percent satisfied with school-home relations	100.0%	87.6%	66.3%

\*Only students at the highest middle school grade level at this school and their parents were included.

Comprehensive detail, including definitions of ratings, performance criteria, and explanations of status, is available on [www.ed.sc.gov](http://www.ed.sc.gov) and [www.eoc.sc.gov](http://www.eoc.sc.gov) as well as school and school district websites.

Printed versions are available from school districts upon request.

**REPORT OF PRINCIPAL AND SCHOOL IMPROVEMENT COUNCIL**

North Augusta Middle School had a very successful year in terms of student performance on statewide testing. We achieved the goal of receiving the South Carolina State Department of Education Palmetto Silver Award for Student Achievement. We are proud of the hard work, effort, and dedication put forth by our students, faculty, and staff at North Augusta Middle School. We appreciate the continued support of our parents and school volunteers.

In an effort to assist our students who need extra help in the areas of Math and English Language Arts, we continued our exploratory classes to offer extra time for small group learning in these areas. We used a variety of teaching strategies in these classes, including technology in our computer labs as well as tutoring to help students improve in these subjects.

In addition to excelling in the classroom, our students also had many opportunities to succeed outside of the classroom. Students from NAMS participated in Region and All County Honor Bands, the DAR Essay Contest, where the state winner was a NAMS student, the Junior Scholars program, the CSRA Science Fair, National Junior Beta Club membership, Engineering and Career Speaker Days, and our Local, District, and Regional Spelling Bee. Our faculty, staff, and students participated in the Walk for a Cure, food collection for Golden Harvest Food Bank, North Augusta Community Christmas Child Project, and the United Way Be a Bunny Program.

NAMS students also have a wide variety of teams, clubs, and activities in which they can participate.

Under the leadership of our SIC Chair, Ms. Michelle Burns, we held our first annual School Beautification Day and provided support for our students, faculty, and staff. I feel that it is a privilege to serve as Principal at North Augusta Middle School and look forward to continued success for our students at NAMS.

Wendy Jacobs, Principal

Michelle Burns, SIC Chairman

**Abbreviations Key**

**N/A**-Not Applicable

**N/AV**-Not Available

**N/C**-Not Collected

**N/R**-Not Reported

**I/S**-Insufficient Sample

**TBD**-To Be Determined