



SC Annual School Report Card Summary

Leavelle McCampbell Middle School
 AIKEN COUNTY
 Grades: 6-8 Enrollment: 538
 Principal: Mr. Johnny Spears
 Superintendent: Dr. Elizabeth Everitt
 Board Chair: Mrs. Rosemary B. English

PERFORMANCE

Comprehensive detail, including definitions of ratings, performance criteria, and explanations of status, is available on www.ed.sc.gov and www.eoc.sc.gov as well as school and school district websites. Printed versions are available from school districts upon request.

YEAR	ABSOLUTE RATING	GROWTH RATING	PALMETTO GOLD AND SILVER AWARD		ESEA/FEDERAL ACCOUNTABILITY RATING SYSTEM	
			General Performance	Closing the Gap	ESEA Grade	Accountability Indicator
2014	Average	Average	TBD	TBD	D	N/A
2013	Average	Average	N/A	N/A	D	N/A
2012	Average	Average	N/A	N/A	A	Reward

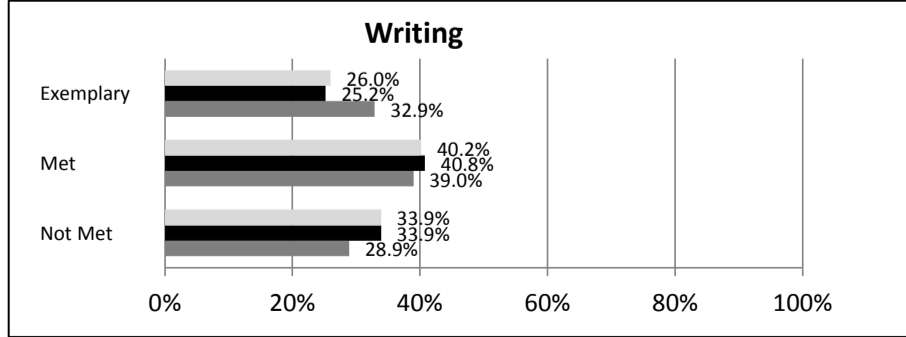
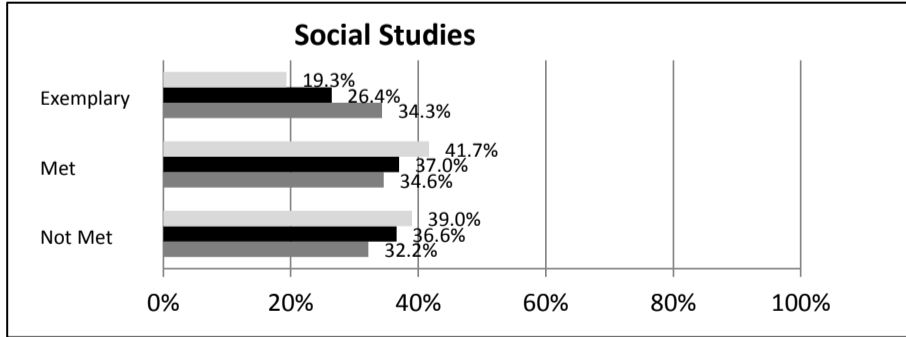
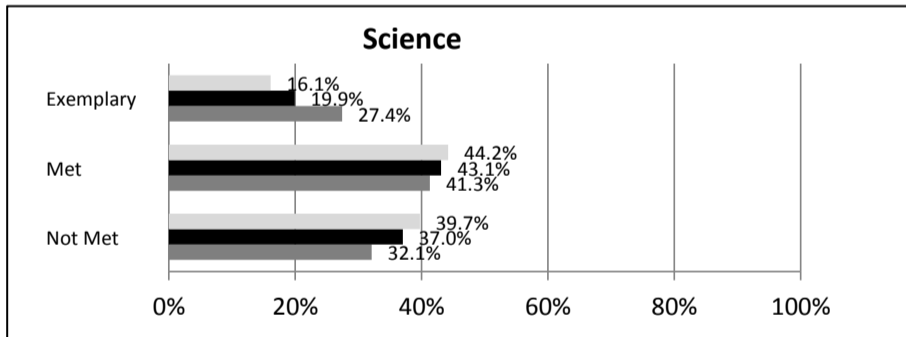
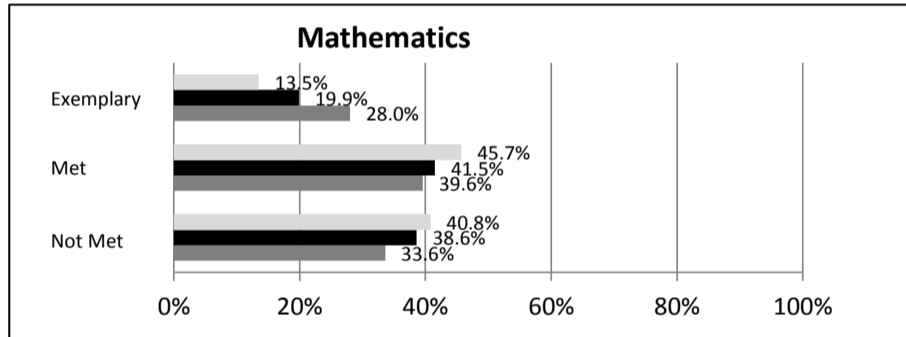
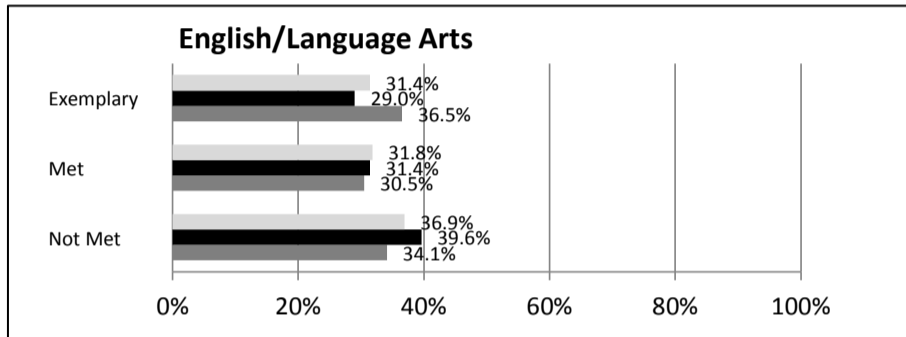
ABSOLUTE RATINGS OF MIDDLE SCHOOLS WITH STUDENTS LIKE OURS*

EXCELLENT	GOOD	AVERAGE	BELOW AVERAGE	AT-RISK
0	2	47	11	0

* Ratings are calculated with data available by 04/27/2015. Schools with Students Like Ours are Middle Schools with Poverty Indices of no more than 5% above or below the index for this school.


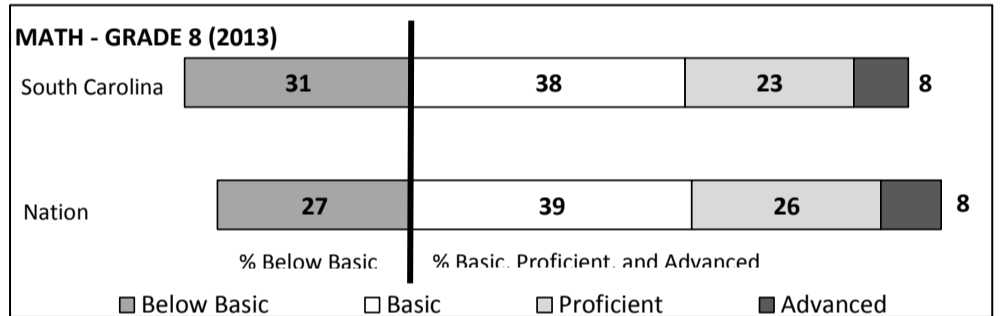

SC PASS PERFORMANCE

Our School Middle Schools with Students Like Ours Middle Schools Statewide



NAEP*

*Performance reported for SC and nation, data not available at school level. Percentages at NAEP Achievement Levels.



END OF COURSE TESTS - 2014

% of Students scoring 70 or above on:	Our Middle School	Middle Schools with Students Like Ours
Algebra 1/Math for the Technologies 2	97.7%	96.9%
English 1	96.0%	94.8%
Biology 1	N/A	N/A
US History and the Constitution	N/A	N/A
All Subjects	96.6%	96.8%

SC PERFORMANCE VISION

By 2020 all students will graduate with the knowledge and skills necessary to compete successfully in the global economy, participate in a democratic society and contribute positively as members of families and communities.

Abbreviations Key

N/A-Not Applicable N/AV-Not Available N/C-Not Collected N/R-Not Reported I/S-Insufficient Sample TBD-To Be Determined

**Leavelle McCampbell Middle School
AIKEN COUNTY**

SCHOOL PROFILE

	Our School	Change from Last Year	Middle Schools with Students Like Ours	Median Middle Schools
Students (n = 538)				
Students Enrolled in high school credit courses (grades 7 & 8)	82.9%	Up from 78.8%	22.0%	26.0%
Retention rate	1.1%	Up from 0.2%	0.8%	0.6%
Attendance rate	94.6%	Down from 95.1%	96.0%	96.2%
Served by gifted and talented program	17.2%	Down from 18.5%	14.5%	19.4%
With disabilities	8.8%	Down from 9.3%	14.5%	12.8%
Older than usual for grade	9.2%	Up from 6.5%	5.9%	4.5%
Out-of-school suspensions or expulsions for violent and/or criminal offenses	0.0%	No change	0.5%	0.4%
Annual dropout rate	0.0%	No change	0.0%	0.0%
Teachers (n = 26)				
Teachers with advanced degrees	53.8%	Up from 44.0%	60.5%	61.3%
Continuing contract teachers	57.7%	Up from 44.0%	74.0%	75.9%
Teachers returning from previous year	69.5%	Up from 64.3%	83.2%	85.4%
Teacher attendance rate	94.5%	Up from 93.1%	94.9%	95.2%
Average teacher salary*	\$46,545	Up 3.4%	\$46,874	\$47,081
Classes not taught by highly qualified teachers	0.9%	Up from 0.0%	7.2%	5.8%
Professional development days/teacher	15.0 days	Up from 14.8 days	11.5 days	10.6 days
School				
Principal's years at school	1.0	Down from 3.0	4.0	3.0
Student-teacher ratio in core subjects	29.5 to 1	Up from 29.2 to 1	20.4 to 1	21.5 to 1
Prime instructional time	87.1%	Up from 86.3%	89.7%	90.1%
Opportunities in the arts	Good	No change	Good	Good
SACS accreditation	Yes	No change	Yes	Yes
Parents attending conferences	100.0%	Up from 99.1%	98.9%	99.0%
Character development program	Average	Down from Excellent	Good	Good
Dollars spent per pupil**	\$5,435	Down 11.9%	\$7,520	\$7,616
Percent of expenditures for instruction**	55.3%	Down from 57.0%	61.8%	62.0%
Percent of expenditures for teacher salaries**	53.9%	Down from 54.0%	60.8%	61.3%
ESEA composite index score	65.7	Down from 68.3	70.6	77.9

* Length of contract = 185+ days.

**Prior year audited financial data available.

EVALUATION RESULTS

	Teachers	Students*	Parents*
Number of surveys returned	26	124	97
Percent satisfied with learning environment	100.0%	58.1%	83.5%
Percent satisfied with social and physical environment	96.2%	65.1%	84.2%
Percent satisfied with school-home relations	76.9%	87.4%	65.0%

*Only students at the highest middle school grade level at this school and their parents were included.

Comprehensive detail, including definitions of ratings, performance criteria, and explanations of status, is available on www.ed.sc.gov and www.eoc.sc.gov as well as school and school district websites.

Printed versions are available from school districts upon request.

REPORT OF PRINCIPAL AND SCHOOL IMPROVEMENT COUNCIL

Leavelle McCampbell Middle School has served the Graniteville, South Carolina community since 1921. The proud history of the school is acknowledged throughout the community as it continues to provide a quality education for the area students. Leavelle McCampbell Middle School proudly serves 531 students in grade six through eight. Our diverse student population is comprised of multiple racial, cultural, and socio-economic groups. We work diligently to provide our students with engaging academic courses, as well as athletics and fine arts opportunities, in an effort to meet the needs of 21st Century middle school students. ☐

Leavelle McCampbell is committed to providing a rigorous learning environment in a concentrated effort for raising student achievement. We incorporate the Best Practices implemented in the Making Middle Grades Work program, and work collaboratively to review and share ideas for student improvement. We have improved the technology base in the school, working to include the usage of computers and tablets into our lessons, to further meet the needs of our students in an ever changing, technology-driven society. While the major challenge at Leavelle remains closing the achievement gap, we are dedicated to working tirelessly to reach our students. ☐

Parents and community members are encouraged and invited to participate in our school improvement process. Leavelle McCampbell does offer parent and community participation in the Parent Teacher Organization and the School Improvement Council, our school has worked to establish and strengthen community ties in an effort to improve our school and benefit our students. This collaborative approach has allowed Leavelle McCampbell to develop and maintain partnerships with a variety of community businesses and civic organizations. Leavelle McCampbell has maintained a partnership with the University of South Carolina Aiken, utilizing the Ruth Patrick Science and Education Center CE-MIST program to provide hands-on activities for our students. ☐

Our school increased the number of Junior Scholars during the 2013-2014 school year to four. These students qualified to be designated as Junior Scholars based on their outstanding PSAT scores. Our seventh and eighth grade students continue to receive opportunities to receive high school credit in Keyboarding, Computer Applications, English I, Algebra I, Art, and Chorus. Leavelle McCampbell offers opportunities for students to grow in other ways, offering extracurricular clubs in areas such as Music, Drama, Athletics, Student Council, and the Ladies' Club and Gentlemen's Club to name a few. Our students are recognized for their positive efforts through MAP Gains Socials, Good Behavior Socials, and Character Recognition Breakfasts. Students are recognized for academics at quarterly honors and awards ceremonies. Leavelle students enthusiastically participated in community endeavors, such as nursing home visits, community-based holiday drives for the needy, and holiday parades. ☐

Each Leavelle McCampbell student has the opportunity to grow and develop into productive, well-rounded individuals in our community. Our faculty and staff will continue to work diligently to provide the best learning environment that we can. ☐

Johnny Spears, Principal and Ginger Proctor, SIC Chairperson

Abbreviations Key

N/A-Not Applicable

N/AV-Not Available

N/C-Not Collected

N/R-Not Reported

I/S-Insufficient Sample

TBD-To Be Determined