



# SC Annual School Report Card Summary

Coastal Leadership Academy

Grades: 9-12 Enrollment: 104  
Principal: Melinda Tavernier  
Superintendent: Wayne Brazell, Ph. D.  
Board Chair: Don McLaurin

## PERFORMANCE

Comprehensive detail, including definitions of ratings, performance criteria, and explanations of status, is available on [www.ed.sc.gov](http://www.ed.sc.gov) and [www.eoc.sc.gov](http://www.eoc.sc.gov) as well as school and school district websites. Printed versions are available from school districts upon request.

YEAR	ABSOLUTE RATING	GROWTH RATING	PALMETTO GOLD AND SILVER AWARD		ESEA/FEDERAL ACCOUNTABILITY RATING SYSTEM	
			General Performance	Closing the Gap	ESEA Grade	Accountability Indicator
2014	N/A	N/A	TBD	TBD	N/A	N/A
2013	N/A	N/A	N/A	N/A	N/A	N/A
2012	N/A	N/A	N/A	N/A	N/A	N/A

### ABSOLUTE RATING OF HIGH SCHOOLS WITH STUDENTS LIKE OURS\*

EXCELLENT	GOOD	AVERAGE	BELOW AVERAGE	AT-RISK
25	9	1	0	1

\* Ratings are calculated with data available by 04/27/2015. Schools with Students Like Ours with Poverty Indices of no more than 5% above or below the index for this district.

### HIGH SCHOOL ASSESSMENT PROGRAM(HSAP) EXAM PASSAGE RATE(%): SECOND YEAR STUDENTS

	Our High School		High Schools with Students Like Ours	
	2013	2014	2013	2014
Passed 2 subtests (%)	N/A	89.3%	85.4%	80.2%
Passed 1 subtest (%)	N/A	7.1%	9.6%	13.6%
Passed no subtests (%)	N/A	3.6%	5.4%	6.8%

### HSAP PASSAGE RATE (%) BY SPRING 2014

	Our High School	High Schools with Students Like Ours
Passage Rate	N/A	93.3%

### ON-TIME GRADUATION RATE

	Our High School	High Schools with Students Like Ours
Number of students	9	331
Number of diplomas	5	266
Rate (%)	55.6%	81.1%

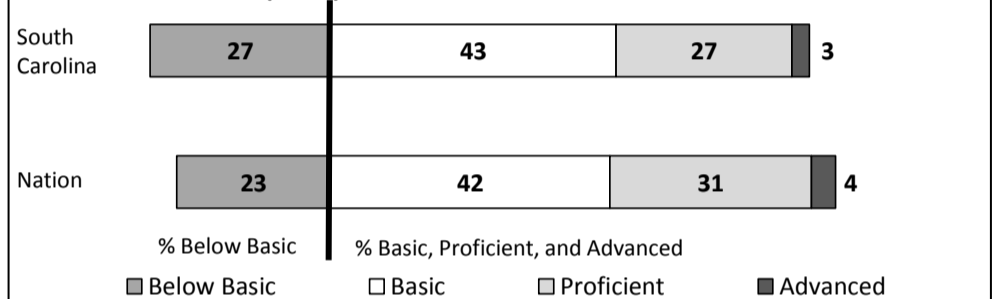
### END OF COURSE TESTS - 2014

% of students scoring 70 or above on:	Our High School	High Schools with Students Like Ours
Algebra 1/Math for the Technologies 2	100.0%	85.3%
English 1	90.6%	75.3%
Biology 1/Applied Biology 2	100.0%	81.9%
US History and the Constitution	N/A	70.1%
All Tests	96.7%	78.3%


### NAEP\*

\*Performance reported for SC and nation, data not available at school level. Percentages at NAEP Achievement Levels.


#### READING - GRADE 8 (2013)



#### MATH - GRADE 8 (2013)



#### SCIENCE - GRADE 8 (2011)



### SC PERFORMANCE VISION

By 2020 all students will graduate with the knowledge and skills necessary to compete successfully in the global economy, participate in a democratic society and contribute positively as members of families and communities.

#### Abbreviations Key

N/A-Not Applicable

N/AV-Not Available

N/C-Not Collected

N/R-Not Reported

I/S-Insufficient Sample

TBD-To Be Determined

# Coastal Leadership Academy

## SCHOOL PROFILE

	Our School	Change from Last Year	High Schools with Students Like Ours	Median High School
<b>Students (n = 104)</b>				
Retention Rate	0.0%	N/A	1.9%	3.0%
Attendance Rate	96.4%	N/A	96.2%	96.2%
Served by gifted and talented program	14.0%	N/A	23.2%	17.7%
With disabilities	9.7%	N/A	10.8%	11.5%
Older than usual for grade	6.5%	N/A	6.0%	7.1%
Out-of-school suspensions or expulsions for violent and/or criminal offenses	0.0%	N/A	1.4%	1.1%
Enrolled in AP/IB programs	0.0%	N/A	21.3%	15.4%
Successful on AP/IB exams	N/A	N/A	53.1%	52.8%
Eligible for LIFE Scholarship	37.5%	N/A	40.8%	30.6%
Career/technology students in co-curricular organizations	N/A	N/A	4.4%	5.3%
Enrollment in career/technology courses	10	N/A	590	423
Career/technology students attaining technical skills	77.8%	N/A	85.6%	84.5%
Annual dropout rate	0.0%	N/A	2.6%	2.1%

## Teachers (n = 11)

Teachers with advanced degrees	45.5%	N/A	66.4%	64.3%
Continuing contract teachers	9.1%	N/A	82.6%	77.3%
Teachers returning from previous year	N/A	N/A	87.9%	85.5%
Teacher attendance rate	96.2%	N/A	95.6%	95.5%
Average teacher salary*	\$34,429	N/A	\$50,197	\$48,414
Classes not taught by highly qualified teachers	9.5%	N/A	1.2%	3.0%
Professional development days/teacher	6.9 days	N/A	10.5 days	10.0 days

## School

Principal's years at school	1.0	N/A	3.8	3.0
Student-teacher ratio in core subjects	13.9 to 1	N/A	28.4 to 1	26.0 to 1
Prime instructional time	92.2%	N/A	90.5%	90.3%
Dollars spent per pupil**	N/A	N/A	\$7,661	\$8,238
Percent expenditures for teacher salaries**	N/A	N/A	57.9%	56.9%
Percent of expenditures for instruction**	N/A	N/A	59.3%	58.0%
Opportunities in the arts	Poor	Up from N/R	Excellent	Excellent
SACS accreditation	No	N/A	Yes	Yes
Parents attending conferences	100.0%	N/A	98.3%	98.7%
Character development program	Good	N/A	Good	Good
ESEA composite index score	N/A	N/A	88.9	84.1

\* Length of contract = 185+ days.

\*\*Prior year audited financial data available.

## EVALUATION RESULTS

	Teachers	Students*	Parents*
Number of surveys returned	10	12	9
Percent satisfied with learning environment	90.0%	58.4%	I/S
Percent satisfied with social and physical environment	90.0%	58.4%	I/S
Percent satisfied with school-home relations	90.0%	75.0%	I/S

\* Only eleventh grade students and their parents were included. For schools without grade eleven, only the highest grade was included.

Comprehensive detail, including definitions of ratings, performance criteria, and explanations of status, is available on [www.ed.sc.gov](http://www.ed.sc.gov) and [www.eoc.sc.gov](http://www.eoc.sc.gov) as well as school and school district websites.

Printed versions are available from school districts upon request.

## REPORT OF PRINCIPAL AND SCHOOL IMPROVEMENT COUNCIL

Coastal Leadership Academy opened its doors for the first time in the fall of 2013. The 107 students attending were greeted by 10 new faculty members and 4 staff members. The newly remodeled facility offered a coffee house style café, learning plaza, six classrooms, a science lab and ten teacher offices. Students were delayed in starting by two days due to a faulty fire panel, but on August 28, 9th-12th grade students unloaded from the car line wearing "Dress for Success" uniforms to become the inaugural class of Coastal Leadership Academy. ☐

☐ Coastal Leadership Academy quickly began to develop its unique environment. The many talented musicians among our student body were showcased in our Open Mic Night. This tradition became a favorite among the students. Our Fall Hoe-Down hosted by our parents was a fun evening event that students came out to enjoy as well. ☐

☐ We were also delighted to welcome Dr. Mick Zais as we dedicated our science lab to Mr. Nathan Yon, a charter school principal who passed away in 2013 before being able to open his school. This bitter-sweet moment allowed time to thank the people who had put forth effort to help open our own school. ☐

☐ As a technology integrated school, we faced many trials the first semester with our wireless network. We had overloads and some days we had no Internet access at all. With a one-to-one environment, some of our challenges seemed almost insurmountable at times. In December, we found a new system that has been more reliable. Second semester looked more like what we had envisioned both with technology and Project Based Learning. ☐

☐ During second semester, our teachers were able to implement teacher created Project Based Learning lessons. We saw student creativity come alive during our Great Gatsby project and Shark Tank Showdown. ☐

☐ Science students were able to participate in the Science Olympiad this year as well as the county Archery tournament. Our Science team placed 10th in the state and our Archery team took 4th place for the county. ☐

☐ Our students enjoyed themselves as we held our first school-wide prom at Ripley's Aquarium. Dancing, food and fish exhibits made a magical evening for all attendees, chaperones included! The First Annual CLA Variety Show was a fun way to wrap up our year. Our students showcased their talent and had fun in front of an audience. ☐

☐ As the end of the semester arrived, our school prepared for the SC End of Course Exams. We did have a few nervous students and teachers, but we were very excited to find out that 100% of our students passed the Algebra I, Biology and American History Exam. 94% of our students pass the English I Exam. For a first year school, this was a cause to celebrate! Our last celebration ended the year with our first graduating class. We had seven seniors walk across the stage to receive the first Coastal Leadership Academy diplomas. It was an incredible moment as the first year came to a close and these strong, bright young men and women step into the next stage of their futures. They are the Leaders of Tomorrow! Our CLA Archers-Class of 2014! ☐

### Abbreviations Key

N/A-Not Applicable

N/AV-Not Available

N/C-Not Collected

N/R-Not Reported

I/S-Insufficient Sample

TBD-To Be Determined