



SC Annual School Report Card Summary

Palmetto State E-cademy

Grades: 9-12 Enrollment: 320
Principal: Dr. Barbara Stoops
Superintendent: Wayne Brazell, Ph. D.
Board Chair: Don McLaurin

PERFORMANCE

Comprehensive detail, including definitions of ratings, performance criteria, and explanations of status, is available on www.ed.sc.gov and www.eoc.sc.gov as well as school and school district websites. Printed versions are available from school districts upon request.

YEAR	ABSOLUTE RATING	GROWTH RATING	PALMETTO GOLD AND SILVER AWARD		ESEA/FEDERAL ACCOUNTABILITY RATING SYSTEM	
			General Performance	Closing the Gap	ESEA Grade	Accountability Indicator
2014	At-Risk	Below Average	TBD	TBD	C	N/A
2013	At-Risk	Excellent	N/A	N/A	F	N/A
2012	At-Risk	At-Risk	N/A	N/A	F	N/A

ABSOLUTE RATING OF HIGH SCHOOLS WITH STUDENTS LIKE OURS*

EXCELLENT	GOOD	AVERAGE	BELOW AVERAGE	AT-RISK
27	11	3	1	4

* Ratings are calculated with data available by 04/27/2015. Schools with Students Like Ours with Poverty Indices of no more than 5% above or below the index for this district.

HIGH SCHOOL ASSESSMENT PROGRAM(HSAP) EXAM PASSAGE RATE(%): SECOND YEAR STUDENTS

	Our High School		High Schools with Students Like Ours	
	2013	2014	2013	2014
Passed 2 subtests (%)	70.3%	74.4%	83.1%	74.5%
Passed 1 subtest (%)	23.0%	22.2%	11.5%	16.7%
Passed no subtests (%)	6.8%	3.3%	5.9%	9.0%

HSAP PASSAGE RATE (%) BY SPRING 2014

	Our High School	High Schools with Students Like Ours
Passage Rate	61.5%	90.4%

ON-TIME GRADUATION RATE

	Our High School	High Schools with Students Like Ours
Number of students	187	255
Number of diplomas	55	192
Rate (%)	29.4%	75.0%

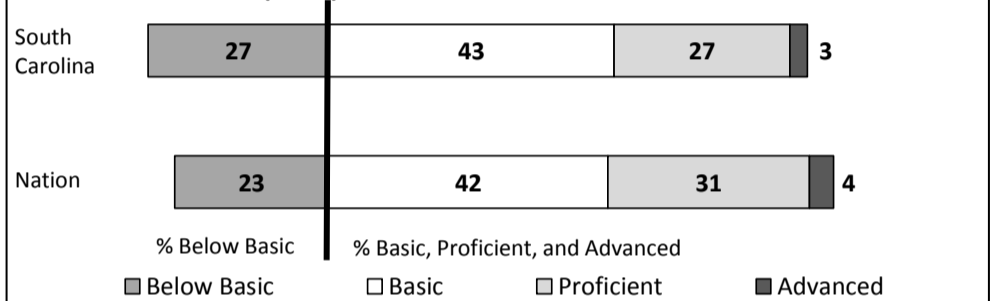
END OF COURSE TESTS - 2014

% of students scoring 70 or above on:	Our High School	High Schools with Students Like Ours
Algebra 1/Math for the Technologies 2	81.0%	80.7%
English 1	88.2%	71.6%
Biology 1/Applied Biology 2	77.8%	76.8%
US History and the Constitution	43.4%	60.2%
All Tests	68.1%	70.8%


NAEP*

*Performance reported for SC and nation, data not available at school level. Percentages at NAEP Achievement Levels.


READING - GRADE 8 (2013)



MATH - GRADE 8 (2013)



SCIENCE - GRADE 8 (2011)



SC PERFORMANCE VISION

By 2020 all students will graduate with the knowledge and skills necessary to compete successfully in the global economy, participate in a democratic society and contribute positively as members of families and communities.

Abbreviations Key

N/A-Not Applicable

N/AV-Not Available

N/C-Not Collected

N/R-Not Reported

I/S-Insufficient Sample

TBD-To Be Determined

Palmetto State E-cademy

SCHOOL PROFILE

	Our School	Change from Last Year	High Schools with Students Like Ours	Median High School
Students (n = 320)				
Retention Rate	11.6%	Down from 15.2%	3.2%	3.0%
Attendance Rate	94.1%	Up from 86.3%	96.3%	96.2%
Served by gifted and talented program	0.3%	No change	16.5%	17.7%
With disabilities	6.9%	Down from 10.4%	11.7%	11.5%
Older than usual for grade	25.9%	Down from 27.0%	7.1%	7.1%
Out-of-school suspensions or expulsions for violent and/or criminal offenses	0.0%	No change	1.1%	1.1%
Enrolled in AP/IB programs	1.1%	Down from 1.5%	15.6%	15.4%
Successful on AP/IB exams	N/A	N/A	55.6%	52.8%
Eligible for LIFE Scholarship	13.6%	Down from 18.4%	30.9%	30.6%
Career/technology students in co-curricular organizations	0.0%	No change	2.9%	5.3%
Enrollment in career/technology courses	97	Up from 91	418	423
Career/technology students attaining technical skills	83.9%	Up from 45.9%	82.7%	84.5%
Annual dropout rate	1.9%	Down from 25.4%	2.8%	2.1%
Teachers (n = 14)				
Teachers with advanced degrees	78.6%	Down from 82.4%	67.2%	64.3%
Continuing contract teachers	100.0%	Up from 88.2%	83.9%	77.3%
Teachers returning from previous year	80.4%	Down from 81.7%	88.2%	85.5%
Teacher attendance rate	95.9%	Down from 99.9%	95.5%	95.5%
Average teacher salary*	\$42,756	Up 2.2%	\$49,158	\$48,414
Classes not taught by highly qualified teachers	5.0%	Up from 2.9%	1.8%	3.0%
Professional development days/teacher	1.2 days	Down from 9.0 days	10.5 days	10.0 days
School				
Principal's years at school	6.0	Up from 5.0	4.0	3.0
Student-teacher ratio in core subjects	35.3 to 1	Up from 26.8 to 1	27.6 to 1	26.0 to 1
Prime instructional time	89.6%	Up from 86.0%	90.5%	90.3%
Dollars spent per pupil**	\$952	Down 85.9%	\$7,683	\$8,238
Percent expenditures for teacher salaries**	60.0%	No change	57.1%	56.9%
Percent of expenditures for instruction**	62.0%	No change	58.3%	58.0%
Opportunities in the arts	Poor	No change	Excellent	Excellent
SACS accreditation	Yes	No change	Yes	Yes
Parents attending conferences	26.4%	Down from 92.0%	98.5%	98.7%
Character development program	Unsatisfactory	Down from Excellent	Good	Good
ESEA composite index score	75.2	Up from 15.9	85.1	84.1

* Length of contract = 185+ days.

**Prior year audited financial data available.

EVALUATION RESULTS

	Teachers	Students*	Parents*
Number of surveys returned	16	N/R	N/R
Percent satisfied with learning environment	100.0%	I/S	I/S
Percent satisfied with social and physical environment	81.3%	I/S	I/S
Percent satisfied with school-home relations	81.3%	I/S	I/S

* Only eleventh grade students and their parents were included. For schools without grade eleven, only the highest grade was included.

Comprehensive detail, including definitions of ratings, performance criteria, and explanations of status, is available on www.ed.sc.gov and www.eoc.sc.gov as well as school and school district websites.

Printed versions are available from school districts upon request.

REPORT OF PRINCIPAL AND SCHOOL IMPROVEMENT COUNCIL

Palmetto State E-cademy (PSE) is a public virtual charter school founded in 2008 to serve students in grades 9-12 throughout the state. School offices are located in Columbia and our student body of approximately 300 students demonstrates the same blend of diversity found throughout the state. The mission of Palmetto State E-cademy is to bring high school age students back into the public school system and to help them reach their individual potential, specifically reaching out to those students who are "at-risk", not well served, or have dropped out of the traditional brick and mortar academic environment. ☒

☒ PSE is one of only two virtual schools in the state to achieve the prestigious AdvancEd accreditation. Our excellent teachers work from their homes in various locations throughout the state and they, along with other PSE staff, are dedicated to the success of our students. We have strived to increase mandated state testing scores by implementing individualized remediation, test review content integrated right into our curriculum, and regional face-to-face review sessions. ☒

☒ Teachers facilitate homerooms which allow all students the opportunity to participate in social gatherings, service projects, and to garner additional academic support. Palmetto State E-cademy's curriculum uses a mastery framework, with standards-aligned content, which requires students to fully grasp concepts before moving forward with more difficult concepts. Our Graduation Coach guides seniors and graduating juniors through their last high school courses to assist them in their goal of earning a high school diploma. Homerooms, our Graduation Coach, and our dedicated support staff all demonstrate PSE's commitment to help our students reach their individual potential and graduate with a high school diploma. ☒

☒ Mickey Stokes ☒

☒ President, PSE Board of Directors ☒

☒ Interim Acting Head of School

Abbreviations Key

N/A-Not Applicable

N/AV-Not Available

N/C-Not Collected

N/R-Not Reported

I/S-Insufficient Sample

TBD-To Be Determined