



SC Annual School Report Card Summary

SC Connections Academy

Grades: K-12 Enrollment: 3,317
 Principal: Amanda Ebel
 Superintendent: Wayne Brazell, Ph. D.
 Board Chair: Don McLaurin

PERFORMANCE

Comprehensive detail, including definitions of ratings, performance criteria, and explanations of status, is available on www.ed.sc.gov and www.eoc.sc.gov as well as school and school district websites. Printed versions are available from school districts upon request.

YEAR	ABSOLUTE RATING	GROWTH RATING	PALMETTO GOLD AND SILVER AWARD		ESEA/FEDERAL ACCOUNTABILITY RATING SYSTEM	
			General Performance	Closing the Gap	ESEA Grade	Accountability Indicator
2014	At-Risk	Average	TBD	TBD	C	N/A
2013	At-Risk	Below Average	N/A	N/A	C	N/A
2012	At-Risk	At-Risk	N/A	SILVER	C	N/A

ABSOLUTE RATING OF HIGH SCHOOLS WITH STUDENTS LIKE OURS*

EXCELLENT	GOOD	AVERAGE	BELOW AVERAGE	AT-RISK
24	9	1	0	1

* Ratings are calculated with data available by 04/27/2015. Schools with Students Like Ours with Poverty Indices of no more than 5% above or below the index for this district.

HIGH SCHOOL ASSESSMENT PROGRAM(HSAP) EXAM PASSAGE RATE(%): SECOND YEAR STUDENTS

	Our High School		High Schools with Students Like Ours	
	2013	2014	2013	2014
Passed 2 subtests (%)	77.5%	68.5%	84.8%	80.1%
Passed 1 subtest (%)	18.9%	23.2%	10.0%	13.6%
Passed no subtests (%)	3.6%	8.3%	5.6%	6.8%

HSAP PASSAGE RATE (%) BY SPRING 2014

	Our High School	High Schools with Students Like Ours
Passage Rate	80.6%	93.3%

ON-TIME GRADUATION RATE

	Our High School	High Schools with Students Like Ours
Number of students	385	323
Number of diplomas	178	259
Rate (%)	46.2%	81.0%

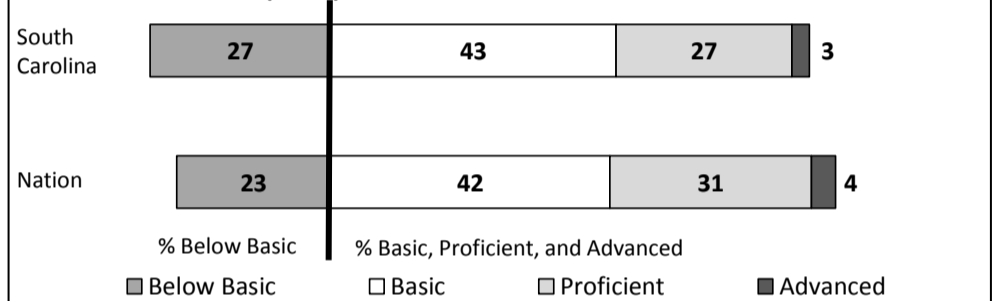
END OF COURSE TESTS - 2014

% of students scoring 70 or above on:	Our High School	High Schools with Students Like Ours
Algebra 1/Math for the Technologies 2	74.0%	85.2%
English 1	80.3%	75.2%
Biology 1/Applied Biology 2	76.9%	82.0%
US History and the Constitution	50.3%	70.1%
All Tests	68.4%	78.3%


NAEP*

*Performance reported for SC and nation, data not available at school level. Percentages at NAEP Achievement Levels.


READING - GRADE 8 (2013)



MATH - GRADE 8 (2013)



SCIENCE - GRADE 8 (2011)



SC PERFORMANCE VISION

By 2020 all students will graduate with the knowledge and skills necessary to compete successfully in the global economy, participate in a democratic society and contribute positively as members of families and communities.

Abbreviations Key

N/A-Not Applicable N/AV-Not Available N/C-Not Collected N/R-Not Reported I/S-Insufficient Sample TBD-To Be Determined

SCHOOL PROFILE

	Our School	Change from Last Year	High Schools with Students Like Ours	Median High School
Students (n = 3,317)				
Retention Rate	3.1%	Down from 3.4%	2.0%	3.0%
Attendance Rate	99.9%	Up from 96.7%	96.1%	96.2%
Served by gifted and talented program	9.5%	Up from 7.5%	23.3%	17.7%
With disabilities	8.9%	Down from 9.2%	10.8%	11.5%
Older than usual for grade	6.5%	Down from 7.6%	6.0%	7.1%
Out-of-school suspensions or expulsions for violent and/or criminal offenses	0.0%	No change	1.4%	1.1%
Enrolled in AP/IB programs	11.5%	Up from 7.9%	21.5%	15.4%
Successful on AP/IB exams	47.5%	N/A	53.0%	52.8%
Eligible for LIFE Scholarship	2.4%	Down from 2.7%	40.5%	30.6%
Career/technology students in co-curricular organizations	0.0%	No change	4.8%	5.3%
Enrollment in career/technology courses	685	Up from 492	570	423
Career/technology students attaining technical skills	79.6%	Up from 50.0%	85.5%	84.5%
Annual dropout rate	10.6%	Up from 4.4%	2.5%	2.1%

Teachers (n = 87)				
Teachers with advanced degrees	57.5%	Down from 57.7%	66.7%	64.3%
Continuing contract teachers	89.7%	Up from 87.2%	82.7%	77.3%
Teachers returning from previous year	85.8%	Down from 87.2%	88.1%	85.5%
Teacher attendance rate	94.6%	Up from 94.4%	95.6%	95.5%
Average teacher salary*	\$36,782	Up 2.1%	\$50,343	\$48,414
Classes not taught by highly qualified teachers	2.9%	Down from 3.2%	1.3%	3.0%
Professional development days/teacher	14.6 days	Up from 14.2 days	10.4 days	10.0 days

School				
Principal's years at school	1.0	Down from 4.0	3.5	3.0
Student-teacher ratio in core subjects	12.7 to 1	N/A	28.4 to 1	26.0 to 1
Prime instructional time	94.4%	Up from 90.5%	90.5%	90.3%
Dollars spent per pupil**	\$5,821	Up 1.6%	\$7,661	\$8,238
Percent expenditures for teacher salaries**	43.5%	Up from 43.0%	57.9%	56.9%
Percent of expenditures for instruction**	85.2%	Down from 88.0%	59.2%	58.0%
Opportunities in the arts	Good	No change	Excellent	Excellent
SACS accreditation	Yes	No change	Yes	Yes
Parents attending conferences	98.1%	Down from 100.0%	98.3%	98.7%
Character development program	Good	No change	Good	Good
ESEA composite index score	78.7	Up from 77.9	89.3	84.1

* Length of contract = 185+ days.

**Prior year audited financial data available.

EVALUATION RESULTS

	Teachers	Students*	Parents*
Number of surveys returned	78	58	158
Percent satisfied with learning environment	98.7%	94.8%	95.5%
Percent satisfied with social and physical environment	87.2%	96.2%	74.2%
Percent satisfied with school-home relations	94.9%	96.5%	94.3%

* Only eleventh grade students and their parents were included. For schools without grade eleven, only the highest grade was included.

Comprehensive detail, including definitions of ratings, performance criteria, and explanations of status, is available on www.ed.sc.gov and www.eoc.sc.gov as well as school and school district websites.

Printed versions are available from school districts upon request.

REPORT OF PRINCIPAL AND SCHOOL IMPROVEMENT COUNCIL

South Carolina Connections Academy (SCCA) is an AdvancED accredited, public virtual charter school that opened during the 2008-2009 school year and is authorized by the SC Public Charter School District. SCCA offers a premier online education to students in grades K-12 regardless of where they reside in the state. Our curriculum is aligned to Common Core standards and meets national and state standards while simultaneously meeting the personal needs of all of our students. Students progress through the program under the guidance of their Learning Coach (typically a parent or guardian) in conjunction with their highly qualified SC certified teachers. Regular interaction occurs via phone, e-mail, in person meetings and LiveLesson sessions. Student work is regularly submitted online for teacher review. Our user friendly Education Management System (EMS) includes: coursework, a daily planner, a grade book, attendance recorder, communication tools, a virtual library, message boards, and supplemental learning programs. The EMS provides all the necessary information needed to successfully learn anywhere there is an internet connection. This unique system sets us apart from all other virtual charter schools. ☐

☐ SCCA offers advanced curriculum to Gifted and Talented students in grades 3 through 8 Science, Math, and Language Arts. These students participate in a Literature Study course using the Junior Great Books series. Teachers in our Special Education department serve students according to Individualized Education Plans or 504 plans. Students requiring speech services participate in virtual speech sessions. Occupational Therapy, Physical Therapy, and Speech Services are also provided through contracted, certified providers. ☐

☐ Our high school program includes a variety of foreign language courses, Honors and Advanced Placement courses and electives in the career clusters of Technology, Health and Business. Some of our students are dual enrolled in local colleges or universities. Our graduation requirements are more rigorous than the state mandates. Notable college acceptances for SCCA students include: Wellesley College, Vassar College, Duke University, Penn State University, UCLA, Furman University, University of South Carolina and Clemson University. ☐

☐ In an effort to create a sense of community, field trips and face-to-face learning experiences are held statewide throughout the school year. These opportunities allow students, parents, and teachers to interact and socialize. Over 100 opportunities were held during the 2013-2014 school year including museum, zoo and aquarium tours, environmental awareness activities, an arts festival featuring student work and live performances, academic hands on activities, a field day and both Kindergarten graduation as well as a 12th grade graduation ceremony. Our dedicated faculty and staff continue to provide a personalized education to all students, helping them to master the knowledge and problem solving skills needed to achieve their college and career goals. ☐

☐ Amanda Ebel, SCCA Executive Director Tracey Williams, SIC Chair

Abbreviations Key

N/A-Not Applicable

N/AV-Not Available

N/C-Not Collected

N/R-Not Reported

I/S-Insufficient Sample

TBD-To Be Determined