



# SC Annual School Report Card Summary

Fort Mill High School

YORK 4

Grades: 9-12

Enrollment: 1,788

Principal: M. Dee Christopher

Superintendent: Dr. James N. Epps, Jr.

Board Chair: Patrick White

## PERFORMANCE

Comprehensive detail, including definitions of ratings, performance criteria, and explanations of status, is available on [www.ed.sc.gov](http://www.ed.sc.gov) and [www.eoc.sc.gov](http://www.eoc.sc.gov) as well as school and school district websites. Printed versions are available from school districts upon request.

YEAR	ABSOLUTE RATING	GROWTH RATING	PALMETTO GOLD AND SILVER AWARD		ESEA/FEDERAL ACCOUNTABILITY RATING SYSTEM	
			General Performance	Closing the Gap	ESEA Grade	Accountability Indicator
2014	Excellent	Excellent	TBD	TBD	A	N/A
2013	Excellent	Good	GOLD	GOLD	A	N/A
2012	Excellent	Good	GOLD	N/A	A	N/A

### ABSOLUTE RATING OF HIGH SCHOOLS WITH STUDENTS LIKE OURS\*

EXCELLENT	GOOD	AVERAGE	BELOW AVERAGE	AT-RISK
5	0	0	0	0

\* Ratings are calculated with data available by 04/27/2015. Schools with Students Like Ours with Poverty Indices of no more than 5% above or below the index for this district.

### HIGH SCHOOL ASSESSMENT PROGRAM(HSAP) EXAM PASSAGE RATE(%): SECOND YEAR STUDENTS

	Our High School		High Schools with Students Like Ours	
	2013	2014	2013	2014
Passed 2 subtests (%)	94.5%	94.1%	96.5%	96.1%
Passed 1 subtest (%)	3.6%	4.3%	2.5%	3.2%
Passed no subtests (%)	1.9%	1.6%	1.6%	1.9%

### HSAP PASSAGE RATE (%) BY SPRING 2014

	Our High School	High Schools with Students Like Ours
Passage Rate	98.3%	99.3%

### ON-TIME GRADUATION RATE

	Our High School	High Schools with Students Like Ours
Number of students	429	332
Number of diplomas	407	308
Rate (%)	94.9%	96.0%

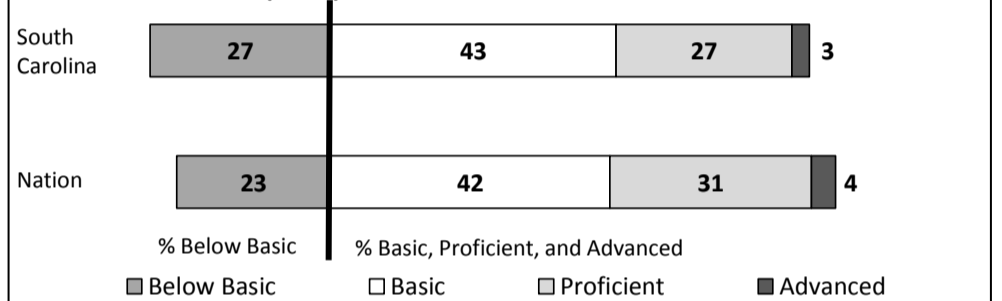
### END OF COURSE TESTS - 2014

% of students scoring 70 or above on:	Our High School	High Schools with Students Like Ours
Algebra 1/Math for the Technologies 2	95.6%	96.1%
English 1	90.8%	92.3%
Biology 1/Applied Biology 2	94.7%	96.3%
US History and the Constitution	83.5%	86.7%
All Tests	91.0%	92.4%


### NAEP\*

\*Performance reported for SC and nation, data not available at school level. Percentages at NAEP Achievement Levels.


#### READING - GRADE 8 (2013)



#### MATH - GRADE 8 (2013)



#### SCIENCE - GRADE 8 (2011)



### SC PERFORMANCE VISION

By 2020 all students will graduate with the knowledge and skills necessary to compete successfully in the global economy, participate in a democratic society and contribute positively as members of families and communities.

#### Abbreviations Key

N/A-Not Applicable

N/AV-Not Available

N/C-Not Collected

N/R-Not Reported

I/S-Insufficient Sample

TBD-To Be Determined

**Fort Mill High School  
YORK 4**

**SCHOOL PROFILE**

	Our School	Change from Last Year	High Schools with Students Like Ours	Median High School
<b>Students (n = 1,788)</b>				
Retention Rate	0.8%	Down from 1.5%	0.8%	3.0%
Attendance Rate	94.0%	Down from 94.8%	96.2%	96.2%
Served by gifted and talented program	30.7%	Down from 30.8%	36.9%	17.7%
With disabilities	8.3%	Down from 8.7%	6.2%	11.5%
Older than usual for grade	1.9%	Down from 2.5%	1.0%	7.1%
Out-of-school suspensions or expulsions for violent and/or criminal offenses	0.3%	Down from 0.7%	0.8%	1.1%
Enrolled in AP/IB programs	37.5%	Down from 39.7%	48.0%	15.4%
Successful on AP/IB exams	94.0%	Up from 93.0%	76.5%	52.8%
Eligible for LIFE Scholarship	42.2%	Up from 24.1%	47.8%	30.6%
Career/technology students in co-curricular organizations	14.0%	Down from 16.1%	2.4%	5.3%
Enrollment in career/technology courses	1414	Up from 1187	712	423
Career/technology students attaining technical skills	92.4%	Down from 94.2%	92.4%	84.5%
Annual dropout rate	0.8%	Down from 1.2%	0.4%	2.1%

<b>Teachers (n = 106)</b>				
Teachers with advanced degrees	64.2%	Down from 65.0%	64.2%	64.3%
Continuing contract teachers	84.0%	No change	81.1%	77.3%
Teachers returning from previous year	88.6%	Up from 87.0%	90.5%	85.5%
Teacher attendance rate	95.1%	Up from 93.5%	95.8%	95.5%
Average teacher salary*	\$51,593	Down 0.6%	\$49,309	\$48,414
Classes not taught by highly qualified teachers	0.0%	Down from 3.8%	2.5%	3.0%
Professional development days/teacher	8.6 days	Down from 8.8 days	9.3 days	10.0 days

<b>School</b>				
Principal's years at school	8.0	Up from 7.0	8.0	3.0
Student-teacher ratio in core subjects	31.5 to 1	Up from 30.7 to 1	28.1 to 1	26.0 to 1
Prime instructional time	88.0%	Up from 87.2%	90.4%	90.3%
Dollars spent per pupil**	\$6,661	Up 0.7%	\$7,094	\$8,238
Percent expenditures for teacher salaries**	62.6%	Up from 62.0%	60.5%	56.9%
Percent of expenditures for instruction**	63.7%	Down from 64.0%	60.8%	58.0%
Opportunities in the arts	Excellent	No change	Excellent	Excellent
SACS accreditation	Yes	No change	Yes	Yes
Parents attending conferences	96.9%	Up from 96.8%	99.5%	98.7%
Character development program	Good	No change	Good	Good
ESEA composite index score	96.3	Up from 90.5	99.3	84.1

\* Length of contract = 185+ days.

\*\*Prior year audited financial data available.

**EVALUATION RESULTS**

	Teachers	Students*	Parents*
Number of surveys returned	88	297	152
Percent satisfied with learning environment	95.4%	85.5%	92.1%
Percent satisfied with social and physical environment	97.7%	85.2%	88.1%
Percent satisfied with school-home relations	98.8%	89.1%	72.2%

\* Only eleventh grade students and their parents were included. For schools without grade eleven, only the highest grade was included.

Comprehensive detail, including definitions of ratings, performance criteria, and explanations of status, is available on [www.ed.sc.gov](http://www.ed.sc.gov) and [www.eoc.sc.gov](http://www.eoc.sc.gov) as well as school and school district websites.

Printed versions are available from school districts upon request.

**REPORT OF PRINCIPAL AND SCHOOL IMPROVEMENT COUNCIL**

Fort Mill High School continued our tradition of excellence during the 2013-2014 school year. We Are...Fort Mill is a slogan for all Fort Mill High School students and graduates that personifies our rich heritage. Fort Mill High School is committed to providing a high level of academic rigor and expectations to a student body and community with a high value for education. New standards in English and math continue to drive our efforts to provide meaningful instruction to all students.☐

The Class of 2014 had 419 graduates and continued our legacy of strong graduating classes. 88% of our graduates will attend two or four year post-secondary institutions. We are equally proud of our students entering the military and the workforce. 314 of our graduates were awarded Palmetto Fellows, Life, or Hope scholarships for college from the state. 284 graduates earned the SC Diploma of Distinction. The Class of 2014 also was offered over \$10.3 million in scholarships.☐

Fort Mill High School faculty continues to integrate technology into instructional methods to engage students in new, exciting ways. Google Chrome Books and Apple iPads have allowed students more access to technology at our school. We are proud of our Teacher of the Year Ms. Bynum and her energy for students at our school.☐

Academically, our students continued to perform above state and national averages on all assessments. Refer to the charts in the Report Card to gauge our success. HSAP, EOC, AP, SAT, ACT, and Graduation Rate continue to be in the Top Ten in the state and competitive with the best comprehensive high schools in America. ☐

Our school culture is maintained by a student body intent on having a positive school experience. Clubs, athletics, band, and service opportunities enhance our school culture. The FMHS Marching Band made the finals of the BOA Super Regional in Atlanta in the fall, while the concert band performed flawlessly at festivals. The Arts are an important part of our approach to students. For the second year a Visual Art student won the Congressional Art Show and more students participated in AP Art than ever before. Our Chorus, Drama, and Dance students combined to provide quality entertainment with two major shows during the year. Finally, our athletic teams performed at a high level with 8 region championship teams, and several teams ranked in the Top 5 at the end of the season. Our Boys Lacrosse team won the state title and Senior Mitch Russell was named Gatorade Player of the Year for the third straight year and was an All-American. ☐

We are excited about the additions and renovations that will expand our campus. These improvements will have a profound impact on our school over the many years to come. Our faculty, staff, and administration are excited about the future and the opportunities for learning for our students.☐

Mr. M. Dee Christopher – Principal

Ms. Lisa Lundy – SIC Chairperson

**Abbreviations Key**

N/A-Not Applicable

N/AV-Not Available

N/C-Not Collected

N/R-Not Reported

I/S-Insufficient Sample

TBD-To Be Determined