



SC Annual School Report Card Summary

South Pointe High
 YORK 3 - ROCK HILL
 Grades: 9-12 Enrollment: 1,352
 Principal: Dr. Al Leonard
 Superintendent: Mr. John Taylor, Interim
 Board Chair: Jim Vining

PERFORMANCE

Comprehensive detail, including definitions of ratings, performance criteria, and explanations of status, is available on www.ed.sc.gov and www.eoc.sc.gov as well as school and school district websites. Printed versions are available from school districts upon request.

YEAR	ABSOLUTE RATING	GROWTH RATING	PALMETTO GOLD AND SILVER AWARD		ESEA/FEDERAL ACCOUNTABILITY RATING SYSTEM	
			General Performance	Closing the Gap	ESEA Grade	Accountability Indicator
2014	Good	Below Average	TBD	TBD	B	N/A
2013	Good	Average	N/A	N/A	C	N/A
2012	Average	Below Average	N/A	N/A	D	N/A

ABSOLUTE RATING OF HIGH SCHOOLS WITH STUDENTS LIKE OURS*

EXCELLENT	GOOD	AVERAGE	BELOW AVERAGE	AT-RISK
24	9	0	0	1

* Ratings are calculated with data available by 04/27/2015. Schools with Students Like Ours with Poverty Indices of no more than 5% above or below the index for this district.

HIGH SCHOOL ASSESSMENT PROGRAM(HSAP) EXAM PASSAGE RATE(%): SECOND YEAR STUDENTS

	Our High School		High Schools with Students Like Ours	
	2013	2014	2013	2014
Passed 2 subtests (%)	80.8%	74.4%	85.4%	80.9%
Passed 1 subtest (%)	11.9%	15.5%	9.8%	13.3%
Passed no subtests (%)	7.4%	10.1%	5.2%	6.3%

HSAP PASSAGE RATE (%) BY SPRING 2014

	Our High School	High Schools with Students Like Ours
Passage Rate	91.9%	94.0%

ON-TIME GRADUATION RATE

	Our High School	High Schools with Students Like Ours
Number of students	380	334
Number of diplomas	306	271
Rate (%)	80.5%	82.2%

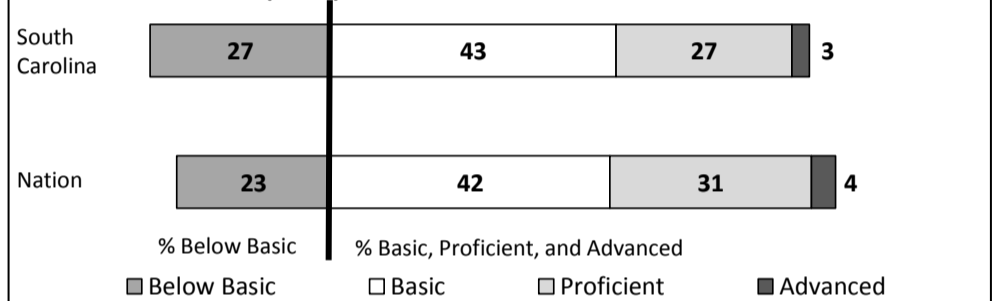
END OF COURSE TESTS - 2014

% of students scoring 70 or above on:	Our High School	High Schools with Students Like Ours
Algebra 1/Math for the Technologies 2	81.8%	84.7%
English 1	67.2%	76.2%
Biology 1/Applied Biology 2	80.6%	82.5%
US History and the Constitution	62.8%	71.6%
All Tests	73.6%	79.0%


NAEP*

*Performance reported for SC and nation, data not available at school level. Percentages at NAEP Achievement Levels.


READING - GRADE 8 (2013)



MATH - GRADE 8 (2013)



SCIENCE - GRADE 8 (2011)



SC PERFORMANCE VISION

By 2020 all students will graduate with the knowledge and skills necessary to compete successfully in the global economy, participate in a democratic society and contribute positively as members of families and communities.

Abbreviations Key

N/A-Not Applicable N/AV-Not Available N/C-Not Collected N/R-Not Reported I/S-Insufficient Sample TBD-To Be Determined

**South Pointe High
YORK 3 - ROCK HILL**

SCHOOL PROFILE

	Our School	Change from Last Year	High Schools with Students Like Ours	Median High School
Students (n = 1,352)				
Retention Rate	3.1%	Down from 3.4%	2.1%	3.0%
Attendance Rate	94.4%	Up from 94.2%	96.4%	96.2%
Served by gifted and talented program	27.3%	Up from 19.9%	25.6%	17.7%
With disabilities	16.8%	Down from 17.2%	10.8%	11.5%
Older than usual for grade	5.8%	Down from 6.3%	6.0%	7.1%
Out-of-school suspensions or expulsions for violent and/or criminal offenses	0.7%	Down from 0.8%	1.1%	1.1%
Enrolled in AP/IB programs	31.0%	Down from 31.1%	22.7%	15.4%
Successful on AP/IB exams	44.5%	Up from 28.8%	49.1%	52.8%
Eligible for LIFE Scholarship	57.1%	Up from 54.2%	36.7%	30.6%
Career/technology students in co-curricular organizations	0.2%	Down from 3.8%	5.7%	5.3%
Enrollment in career/technology courses	643	Down from 681	764	423
Career/technology students attaining technical skills	84.5%	Down from 84.9%	86.8%	84.5%
Annual dropout rate	3.5%	Up from 2.8%	2.3%	2.1%

Teachers (n = 81)				
Teachers with advanced degrees	70.4%	Up from 68.7%	65.3%	64.3%
Continuing contract teachers	72.8%	Down from 73.5%	80.2%	77.3%
Teachers returning from previous year	86.8%	Down from 87.0%	87.3%	85.5%
Teacher attendance rate	95.6%	Up from 95.2%	95.6%	95.5%
Average teacher salary*	\$50,197	Up 0.4%	\$50,068	\$48,414
Classes not taught by highly qualified teachers	3.3%	Up from 2.8%	1.6%	3.0%
Professional development days/teacher	12.5 days	Up from 10.6 days	10.6 days	10.0 days

School				
Principal's years at school	8.0	No change	3.0	3.0
Student-teacher ratio in core subjects	29.2 to 1	Down from 32.2 to 1	27.9 to 1	26.0 to 1
Prime instructional time	88.6%	Up from 88.3%	90.2%	90.3%
Dollars spent per pupil**	\$6,382	Down 5.6%	\$7,458	\$8,238
Percent expenditures for teacher salaries**	59.7%	Up from 59.0%	61.0%	56.9%
Percent of expenditures for instruction**	60.7%	Down from 61.0%	61.7%	58.0%
Opportunities in the arts	Excellent	No change	Excellent	Excellent
SACS accreditation	Yes	No change	Yes	Yes
Parents attending conferences	93.6%	Down from 98.5%	98.5%	98.7%
Character development program	Excellent	No change	Good	Good
ESEA composite index score	80.1	Up from 75.3	88.3	84.1

* Length of contract = 185+ days.

**Prior year audited financial data available.

EVALUATION RESULTS

	Teachers	Students*	Parents*
Number of surveys returned	66	163	32
Percent satisfied with learning environment	86.4%	68.1%	90.6%
Percent satisfied with social and physical environment	94.0%	82.6%	77.4%
Percent satisfied with school-home relations	73.1%	81.4%	68.8%

* Only eleventh grade students and their parents were included. For schools without grade eleven, only the highest grade was included.

Comprehensive detail, including definitions of ratings, performance criteria, and explanations of status, is available on www.ed.sc.gov and www.eoc.sc.gov as well as school and school district websites.

Printed versions are available from school districts upon request.

REPORT OF PRINCIPAL AND SCHOOL IMPROVEMENT COUNCIL

The 2013-2014 school year marked the beginning of our "Living the South Pointe Way" initiative centered upon the principles of Positive Behavior Intervention and Support (PBIS). The goal is to express the importance of the three core values identified in our school's seal - Integrity, Community, and Excellence (I.C.E.), while recognizing the many positive behaviors that take place in our school each and every day. A matrix was created and shared with our students detailing the specific types of behaviors expected throughout the building. Incentives such as catered luncheons, t-shirts, and the "I.C.E. Cold Bash Celebration" were provided to recognize and reward students for their efforts. The response from our students has been overwhelmingly positive.☐

The faculty and staff continued its efforts to increase student achievement through the strategic use of data in the planning of initiatives and instruction to meet the identified needs of students. As part of our mission to help all students succeed in the classroom, South Pointe teachers, administrators, and staff continued the ON POINTE! Program that provides tutorial services and enrichment opportunities for students who may be struggling academically. ☐

South Pointe continues to have many students accept our challenge to take the most rigorous courses they are capable of successfully completing. In the Class of 2013, eighty-six students were Gold Seal Endorsement recipients. Twenty-eight were designated as graduating with honors, while twenty-seven graduated with highest honors.

Thirteen students were inducted into The National Technical Honor Society based upon academic achievement, skill proficiency, service, and leadership. Twenty-five are Advanced Placement (AP) Scholar Candidates, and twenty-one are International Baccalaureate (IB) Diploma candidates. ☐

Five hundred three students participated in athletics. Fourteen of nineteen varsity teams made the state playoffs or qualified to compete in the state event. Of ninety seniors that participated in athletics, fifty-nine were recognized as a South Carolina High School League Athlete Scholar - requiring that they letter in two sports for at least one season or in one sport for at least two seasons and maintain at least a 3.5 GPA for seven semesters while exhibiting outstanding citizenship and sportsmanship.☐

South Pointe in the News (SPiN) made history at the South Carolina Scholastic Press Association Spring Conference when both its print and online versions of the newspaper earned the top ratings given by judges in separate categories. SPiN won the coveted All-State ranking in the print category and was declared the Excellence in Scholastic Newspaper Awards (ESNA) Sweepstakes Champion.☐

The Theatre Arts Department's production of "Tarzan" received eight of twelve possible nominations for the Blumey Awards sponsored by the Blumenthal Performing Arts Center, winning two. South Pointe was one of only three schools of the thirty-nine participating that evening to win an award and is the only South Carolina school to ever receive awards in the program. ☐

Dr. Al Leonard, Principal Mr. Tvrone Hart, School

Abbreviations Key

N/A-Not Applicable

N/AV-Not Available

N/C-Not Collected

N/R-Not Reported

I/S-Insufficient Sample

TBD-To Be Determined