



SC Annual School Report Card Summary

Northwestern High
 YORK 3 - ROCK HILL
 Grades: 9-12 Enrollment: 1,810
 Principal: James Blake II
 Superintendent: Mr. John Taylor, Interim
 Board Chair: Jim Vining

PERFORMANCE

Comprehensive detail, including definitions of ratings, performance criteria, and explanations of status, is available on www.ed.sc.gov and www.eoc.sc.gov as well as school and school district websites. Printed versions are available from school districts upon request.

YEAR	ABSOLUTE RATING	GROWTH RATING	PALMETTO GOLD AND SILVER AWARD		ESEA/FEDERAL ACCOUNTABILITY RATING SYSTEM	
			General Performance	Closing the Gap	ESEA Grade	Accountability Indicator
2014	Excellent	Good	TBD	TBD	B	N/A
2013	Excellent	Excellent	GOLD	N/A	B	N/A
2012	Good	Average	N/A	N/A	B	N/A

ABSOLUTE RATING OF HIGH SCHOOLS WITH STUDENTS LIKE OURS*

EXCELLENT	GOOD	AVERAGE	BELOW AVERAGE	AT-RISK
22	6	0	0	0

* Ratings are calculated with data available by 04/27/2015. Schools with Students Like Ours with Poverty Indices of no more than 5% above or below the index for this district.

HIGH SCHOOL ASSESSMENT PROGRAM(HSAP) EXAM PASSAGE RATE(%): SECOND YEAR STUDENTS

	Our High School		High Schools with Students Like Ours	
	2013	2014	2013	2014
Passed 2 subtests (%)	88.6%	82.0%	86.3%	81.8%
Passed 1 subtest (%)	7.0%	12.2%	9.2%	12.7%
Passed no subtests (%)	4.4%	5.8%	5.0%	6.2%

HSAP PASSAGE RATE (%) BY SPRING 2014

	Our High School	High Schools with Students Like Ours
Passage Rate	94.1%	95.0%

ON-TIME GRADUATION RATE

	Our High School	High Schools with Students Like Ours
Number of students	441	357
Number of diplomas	368	296
Rate (%)	83.4%	84.5%

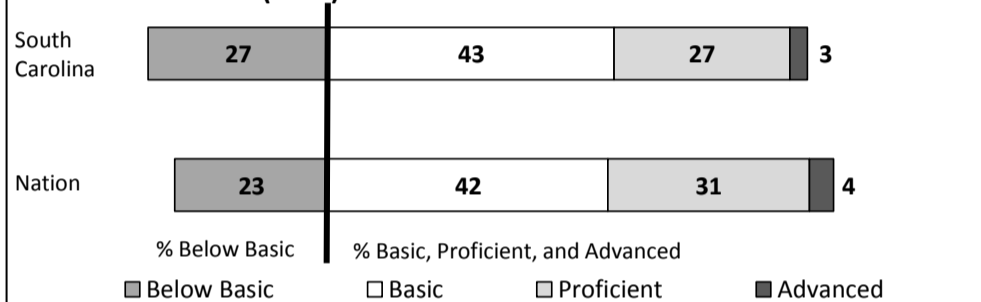
END OF COURSE TESTS - 2014

% of students scoring 70 or above on:	Our High School	High Schools with Students Like Ours
Algebra 1/Math for the Technologies 2	79.2%	85.1%
English 1	70.8%	76.7%
Biology 1/Applied Biology 2	80.6%	83.9%
US History and the Constitution	78.8%	72.0%
All Tests	77.9%	79.7%


NAEP*

*Performance reported for SC and nation, data not available at school level. Percentages at NAEP Achievement Levels.


READING - GRADE 8 (2013)



MATH - GRADE 8 (2013)



SCIENCE - GRADE 8 (2011)



SC PERFORMANCE VISION

By 2020 all students will graduate with the knowledge and skills necessary to compete successfully in the global economy, participate in a democratic society and contribute positively as members of families and communities.

Abbreviations Key

N/A-Not Applicable

N/AV-Not Available

N/C-Not Collected

N/R-Not Reported

I/S-Insufficient Sample

TBD-To Be Determined

**Northwestern High
YORK 3 - ROCK HILL**

SCHOOL PROFILE

	Our School	Change from Last Year	High Schools with Students Like Ours	Median High School
Students (n = 1,810)				
Retention Rate	2.7%	Down from 2.9%	2.0%	3.0%
Attendance Rate	95.6%	Up from 95.1%	96.3%	96.2%
Served by gifted and talented program	31.4%	Up from 29.1%	27.1%	17.7%
With disabilities	15.3%	Up from 14.6%	10.6%	11.5%
Older than usual for grade	4.8%	Down from 6.0%	5.7%	7.1%
Out-of-school suspensions or expulsions for violent and/or criminal offenses	0.4%	Down from 0.5%	0.9%	1.1%
Enrolled in AP/IB programs	33.3%	Up from 27.3%	23.6%	15.4%
Successful on AP/IB exams	42.8%	Down from 43.8%	54.2%	52.8%
Eligible for LIFE Scholarship	69.8%	Up from 30.6%	37.4%	30.6%
Career/technology students in co-curricular organizations	2.0%	Up from 0	4.1%	5.3%
Enrollment in career/technology courses	1090	Up from 861	801	423
Career/technology students attaining technical skills	84.5%	Down from 90.5%	85.6%	84.5%
Annual dropout rate	2.2%	Down from 2.5%	2.1%	2.1%

Teachers (n = 98)				
Teachers with advanced degrees	63.3%	Up from 63.2%	65.3%	64.3%
Continuing contract teachers	73.5%	Down from 74.7%	79.1%	77.3%
Teachers returning from previous year	83.8%	Down from 85.4%	87.0%	85.5%
Teacher attendance rate	96.1%	Up from 95.5%	95.8%	95.5%
Average teacher salary*	\$49,444	Down 0.8%	\$49,612	\$48,414
Classes not taught by highly qualified teachers	4.5%	Up from 1.1%	1.4%	3.0%
Professional development days/teacher	8.9 days	Up from 8.3 days	9.8 days	10.0 days

School				
Principal's years at school	11.0	Up from 10.0	4.0	3.0
Student-teacher ratio in core subjects	32.8 to 1	No change	27.7 to 1	26.0 to 1
Prime instructional time	90.9%	Up from 89.8%	90.5%	90.3%
Dollars spent per pupil**	\$6,061	Down 9.3%	\$7,458	\$8,238
Percent expenditures for teacher salaries**	61.9%	Up from 61.0%	60.8%	56.9%
Percent of expenditures for instruction**	62.6%	Down from 63.0%	61.1%	58.0%
Opportunities in the arts	Excellent	No change	Excellent	Excellent
SACS accreditation	Yes	No change	Yes	Yes
Parents attending conferences	100.0%	Up from 99.3%	98.9%	98.7%
Character development program	Excellent	No change	Good	Good
ESEA composite index score	87.3	Up from 87.1	88.3	84.1

* Length of contract = 185+ days.

**Prior year audited financial data available.

EVALUATION RESULTS

	Teachers	Students*	Parents*
Number of surveys returned	86	314	150
Percent satisfied with learning environment	100.0%	70.4%	84.6%
Percent satisfied with social and physical environment	97.6%	83.1%	84.1%
Percent satisfied with school-home relations	95.3%	85.8%	63.9%

* Only eleventh grade students and their parents were included. For schools without grade eleven, only the highest grade was included.

Comprehensive detail, including definitions of ratings, performance criteria, and explanations of status, is available on www.ed.sc.gov and www.eoc.sc.gov as well as school and school district websites.

Printed versions are available from school districts upon request.

**REPORT OF PRINCIPAL AND SCHOOL
IMPROVEMENT COUNCIL**

Celebrating four decades of excellence, Northwestern prides itself in providing opportunities for all students to be successful academically, artistically, and athletically. ☒

☒

Northwestern faculty and staff provide world class instruction to a diverse group of young adults. Their overall dedication to their profession earned the staff acclaim noted by three finalist for and two fellow colleagues being named as South Carolina's State Teachers of the Year. Our school site program of studies offerings like CATE, Honors, Advanced Placement, International Baccalaureate, and Project Lead the Way gained school wide award and recognition. Accredited by Southern Association of Colleges and Schools and the High School That Works Technical Assistance Visit team, Northwestern has been annually recognized as a Palmetto Gold and/or Silver Award recipient for academic excellence. Our student's talents are often showcased with state honors being recognized. In the 2014 graduating class, thirty two seniors graduated with Highest Honors, twenty-eight graduated with Honors, twenty-three completed the academic and extracurricular requirements for the International Baccalaureate Diploma, thirty-three took three or more Advanced Placement Exams, four graduated as an Advanced Placement Scholar, one hundred thirteen were awarded a Gold Seal diploma, sixty seven were recognized as CATE completers, seventeen were awarded the SC Academic Achievement Honors Diploma, and twenty four were recognized as Palmetto Fellows. The combined monetary value of all scholarships awarded to the Class of 2014 exceeded \$12.2 Million. ☒

☒

Northwestern's performing and visual arts program produced many Allstate performers. Our students exhibited artwork in local and state competitions with many pieces receiving top honors. Our schools orchestra program gained state and regional recognition by scoring superior rating on the highest level of performed music in the SC Music Educators Association competition. The choral students entertained our community with a winter holiday and spring concerts, along with other many requested community events. Our theater department performed multiple shows for the school and community as well. The Purple Regiment Marching Band advanced through state and regional competitions, and finished in sixth place for the 2013 marching season, which helped our total band program secure The Outstanding Performance Award given by the SC Band Director's Association for the 24th consecutive year. ☒

☒

As a result of the competitive spirit of our student/athletes and twenty Varsity teams, Northwestern continues to perform well in the SCHSL Director's Cup competition which recognizes the classifications most competitive athletic programs. Over ninety percent of our varsity teams were successful in gaining a birth in post season play. Northwestern finished the school year with five region championships (football, softball, baseball, and boys and girls track), state runner up in baseball and state champions in football and boy's track. The SC High School League recognized and awarded Northwestern athletes and coaches, a state leading seventy Scholar athletic certificates, seventy-two All Region athlete awards, five Region Coaches of the Year awards, thirty All State Athlete certificates and medallions, six North All Star athlete selections. two Shrine Bowler. and eleven Individual State

Abbreviations Key

N/A-Not Applicable

N/AV-Not Available

N/C-Not Collected

N/R-Not Reported

I/S-Insufficient Sample

TBD-To Be Determined