



# SC Annual School Report Card Summary

**C.E. Murray High School**  
**WILLIAMSBURG COUNTY**  
**Grades: 9-12** Enrollment: 257  
**Principal: Dr. Janice Murray Gamble**  
**Superintendent: Dr. Yvonne Jefferson-Barnes**  
**Board Chair: Mr. Joseph Lee**

## PERFORMANCE

*Comprehensive detail, including definitions of ratings, performance criteria, and explanations of status, is available on [www.ed.sc.gov](http://www.ed.sc.gov) and [www.eoc.sc.gov](http://www.eoc.sc.gov) as well as school and school district websites. Printed versions are available from school districts upon request.*

YEAR	ABSOLUTE RATING	GROWTH RATING	PALMETTO GOLD AND SILVER AWARD		ESEA/FEDERAL ACCOUNTABILITY RATING SYSTEM	
			General Performance	Closing the Gap	ESEA Grade	Accountability Indicator
2014	Excellent	Good	TBD	TBD	B	N/A
2013	Excellent	Good	GOLD	GOLD	F	N/A
2012	Good	Excellent	GOLD	N/A	F	N/A

### ABSOLUTE RATING OF HIGH SCHOOLS WITH STUDENTS LIKE OURS\*

EXCELLENT	GOOD	AVERAGE	BELOW AVERAGE	AT-RISK
4	3	21	10	7

\* Ratings are calculated with data available by 04/27/2015. Schools with Students Like Ours with Poverty Indices of no more than 5% above or below the index for this district.

### HIGH SCHOOL ASSESSMENT PROGRAM(HSAP) EXAM PASSAGE RATE(%): SECOND YEAR STUDENTS

	Our High School		High Schools with Students Like Ours	
	2013	2014	2013	2014
Passed 2 subtests (%)	74.0%	77.4%	65.9%	59.9%
Passed 1 subtest (%)	16.4%	17.7%	18.9%	24.3%
Passed no subtests (%)	9.6%	4.8%	17.4%	16.3%

### HSAP PASSAGE RATE (%) BY SPRING 2014

	Our High School	High Schools with Students Like Ours
Passage Rate	91.4%	81.0%

### ON-TIME GRADUATION RATE

	Our High School	High Schools with Students Like Ours
Number of students	68	97
Number of diplomas	63	70
Rate (%)	92.6%	67.5%

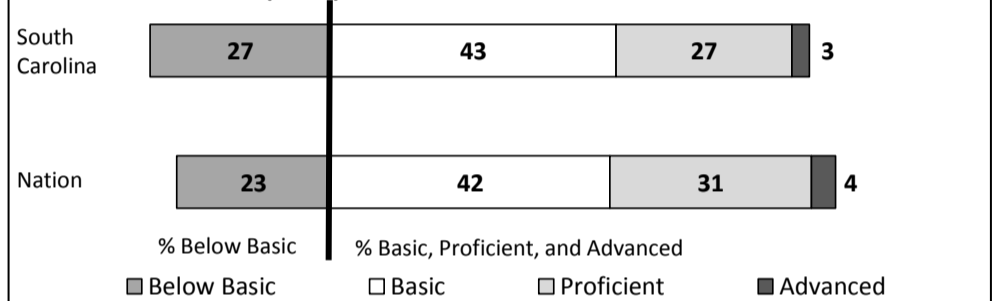
### END OF COURSE TESTS - 2014

% of students scoring 70 or above on:	Our High School	High Schools with Students Like Ours
Algebra 1/Math for the Technologies 2	66.0%	67.7%
English 1	47.6%	51.5%
Biology 1/Applied Biology 2	66.1%	60.3%
US History and the Constitution	55.4%	41.2%
All Tests	59.0%	55.4%


### NAEP\*

\*Performance reported for SC and nation, data not available at school level. Percentages at NAEP Achievement Levels.


#### READING - GRADE 8 (2013)



#### MATH - GRADE 8 (2013)



#### SCIENCE - GRADE 8 (2011)



### SC PERFORMANCE VISION

By 2020 all students will graduate with the knowledge and skills necessary to compete successfully in the global economy, participate in a democratic society and contribute positively as members of families and communities.

#### Abbreviations Key

N/A-Not Applicable

N/AV-Not Available

N/C-Not Collected

N/R-Not Reported

I/S-Insufficient Sample

TBD-To Be Determined

**C.E. Murray High School  
WILLIAMSBURG COUNTY**

**SCHOOL PROFILE**

	Our School	Change from Last Year	High Schools with Students Like Ours	Median High School
<b>Students (n = 257)</b>				
Retention Rate	0.4%	Down from 1.4%	4.3%	3.0%
Attendance Rate	97.1%	Down from 97.4%	95.1%	96.2%
Served by gifted and talented program	13.2%	Up from 11.8%	10.6%	17.7%
With disabilities	14.3%	Up from 13.9%	15.4%	11.5%
Older than usual for grade	8.7%	Down from 9.6%	11.0%	7.1%
Out-of-school suspensions or expulsions for violent and/or criminal offenses	0.4%	Up from 0.2%	1.5%	1.1%
Enrolled in AP/IB programs	0.0%	No change	6.2%	15.4%
Successful on AP/IB exams	N/A	N/A	17.7%	52.8%
Eligible for LIFE Scholarship	8.7%	Down from 24.0%	28.6%	30.6%
Career/technology students in co-curricular organizations	6.3%	Down from 22.4%	4.2%	5.3%
Enrollment in career/technology courses	192	Down from 205	206	423
Career/technology students attaining technical skills	96.8%	Up from 84.9%	81.5%	84.5%
Annual dropout rate	0.0%	No change	1.4%	2.1%

<b>Teachers (n = 16)</b>				
Teachers with advanced degrees	50.0%	Down from 58.6%	60.0%	64.3%
Continuing contract teachers	56.3%	Down from 62.1%	64.8%	77.3%
Teachers returning from previous year	64.4%	Down from 76.8%	79.2%	85.5%
Teacher attendance rate	95.7%	Up from 94.1%	95.7%	95.5%
Average teacher salary*	\$40,418	Down 4.7%	\$45,304	\$48,414
Classes not taught by highly qualified teachers	28.8%	Up from 21.9%	8.8%	3.0%
Professional development days/teacher	11.1 days	Down from 15.3 days	9.4 days	10.0 days

<b>School</b>				
Principal's years at school	4.0	Up from 3.0	3.0	3.0
Student-teacher ratio in core subjects	22.5 to 1	Down from 25.7 to 1	18.9 to 1	26.0 to 1
Prime instructional time	91.7%	Up from 90.8%	89.8%	90.3%
Dollars spent per pupil**	\$9,828	Up 13.3%	\$11,703	\$8,238
Percent expenditures for teacher salaries**	54.8%	Up from 54.0%	53.8%	56.9%
Percent of expenditures for instruction**	56.1%	Down from 59.0%	55.6%	58.0%
Opportunities in the arts	Good	No change	Good	Excellent
SACS accreditation	Yes	No change	Yes	Yes
Parents attending conferences	100.0%	Up from 95.3%	97.4%	98.7%
Character development program	Good	Up from Below Average	Good	Good
ESEA composite index score	85.9	Up from 58.9	66.2	84.1

\* Length of contract = 185+ days.

\*\*Prior year audited financial data available.

**EVALUATION RESULTS**

	Teachers	Students*	Parents*
Number of surveys returned	19	65	32
Percent satisfied with learning environment	94.8%	72.3%	71.9%
Percent satisfied with social and physical environment	95.2%	80.0%	69.7%
Percent satisfied with school-home relations	76.1%	78.4%	71.0%

\* Only eleventh grade students and their parents were included. For schools without grade eleven, only the highest grade was included.

Comprehensive detail, including definitions of ratings, performance criteria, and explanations of status, is available on [www.ed.sc.gov](http://www.ed.sc.gov) and [www.eoc.sc.gov](http://www.eoc.sc.gov) as well as school and school district websites.

Printed versions are available from school districts upon request.

**REPORT OF PRINCIPAL AND SCHOOL IMPROVEMENT COUNCIL**

C.E. Murray High School is located in Greeleyville, SC. The school has a history of academic, athletic, and cultural excellence. All staff members are highly qualified caring individuals who provide a safe, clean, and academically enriched environment for our children. Our goal is to ensure that all students, who graduate from C.E. Murray High School, are college and career ready.☐

☐ In May 2014, 87.3% of our seniors graduated. We have fully implemented the HSTW and MMGW comprehensive academic programs and are accredited by AdvanceED until 2017. Our students have made consistent gains on national and state assessments over the past four years. Beginning with the 2011-12 term, the school has received the State Palmetto Gold and Silver awards. During the 2013-14 school term, C.E Murray High School was recognized as a "Cool School" by Channel 2 News for its mentoring and character education programs. Since the school is a Race to the Top Carolina Consortium for Enterprise Learners Grant recipient, all students and staff members will receive one-to-one electronic devices. The goal of the grant is to provide the opportunity for students to become Enterprise Learners who will be able to develop, pursue, and attain rigorous learning and living goals that will prepare them for college, careers, and citizenship. All administrators and teachers will engage in professional development that will improve their skills in providing engaging and rigorous personalized standards-based curriculum, instruction, and assessments to address the needs and interests of each student. The school is in its third year of implementing a 21st Century Community Learning Center after school grant. The school is also the recipient of the SC HEAP and GEAR-UP grants. Some of our accomplishments for the 2013-2014 school year include: one student who was recognized as a National Honorary Legislative Page; six students were selected as Williamsburg County Youth Leaders and attended the leadership conference in Washington; several students won numerous district and state awards for their artwork; several clubs and organizations received numerous commendations and awards for donating/volunteering for Foster Care Agencies and nursing homes, sponsoring Toys for Tots and Pennies for Patients Campaigns, and for supporting Vital Aging and the Red Cross Blood Drive; FBLA students placed 1st-4th in both district and state competitions. The school's JROTC program earned the Army's "Honor Unit with Distinction" award and Presented the Colors at the December State Board of Education meeting in Columbia. In athletics, the school's Junior High Girls Basketball team won the Upper Pee Dee Championship, three young men received full football scholarships, one student won the state track championship, and one young man was the number one running back in lower state football, made All State, the Carolina Champion team, and played for the South in the North South game. Although consistency in student achievement and motivation, along with building meaningful enduring productive parental and community relationships, remain challenges for the school, we are making progress in these areas. We will continue to focus on involving our parents and community members in our efforts to provide meaningful and appropriate educational experiences that will prepare our children to be responsible citizens and lifelong learners in this global technology rich society. We embrace the concept that all students can learn when given the opportunity and time to engage in relevant, meaningful, challenging, and appropriate

**Abbreviations Key**

N/A-Not Applicable

N/AV-Not Available

N/C-Not Collected

N/R-Not Reported

I/S-Insufficient Sample

TBD-To Be Determined