



SC Annual School  
Report Card  
Summary

Union County High School  
UNION COUNTY  
Grades: 9-12 Enrollment: 1,205  
Principal: Floyd Lyles  
Superintendent: Dr. Kristi V. Woodall  
Board Chair: Dr. Wanda All

PERFORMANCE		Comprehensive detail, including definitions of ratings, performance criteria, and explanations of status, is available on <a href="http://www.ed.sc.gov">www.ed.sc.gov</a> and <a href="http://www.eoc.sc.gov">www.eoc.sc.gov</a> as well as school and school district websites. Printed versions are available from school districts upon request.					
YEAR	ABSOLUTE RATING	GROWTH RATING	PALMETTO GOLD AND SILVER AWARD		ESEA/FEDERAL ACCOUNTABILITY RATING SYSTEM		
			General Performance	Closing the Gap	ESEA Grade	Accountability Indicator	
2014	Average	At-Risk	TBD	TBD	C	N/A	
2013	Average	Below Average	N/A	GOLD	F	N/A	
2012	Average	Below Average	N/A	N/A	F	N/A	
ABSOLUTE RATING OF HIGH SCHOOLS WITH STUDENTS LIKE OURS*							
EXCELLENT		GOOD		AVERAGE	BELOW AVERAGE		AT-RISK
17		18		7	1		2

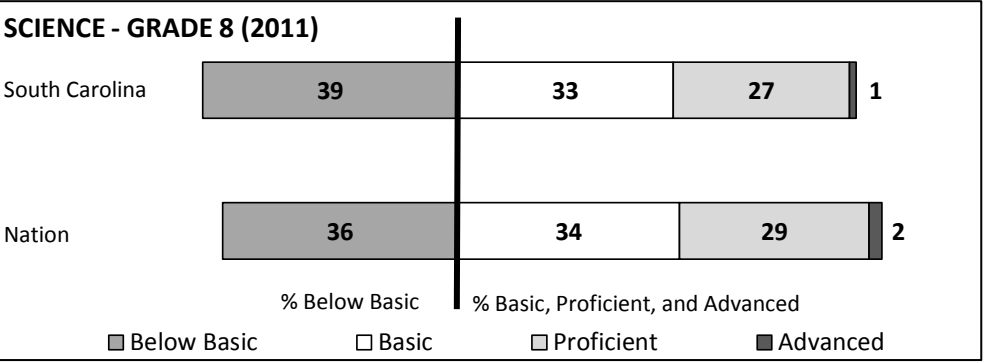

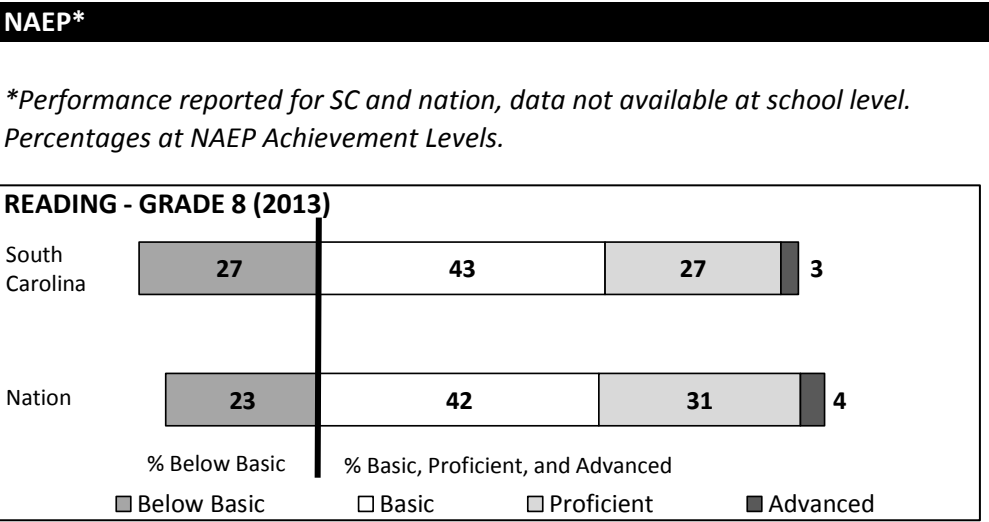
\* Ratings are calculated with data available by 04/27/2015. Schools with Students Like Ours with Poverty Indices of no more than 5% above or below the index for this district.

HIGH SCHOOL ASSESSMENT PROGRAM(HSAP) EXAM PASSAGE RATE(%): SECOND YEAR STUDENTS				
	Our High School		High Schools with Students Like Ours	
	2013	2014	2013	2014
Passed 2 subtests (%)	69.7%	69.7%	77.8%	73.1%
Passed 1 subtest (%)	19.2%	17.2%	13.4%	17.5%
Passed no subtests (%)	11.1%	13.1%	9.2%	10.1%

HSAP PASSAGE RATE (%) BY SPRING 2014		
	Our High School	High Schools with Students Like Ours
Passage Rate	83.6%	91.4%

ON-TIME GRADUATION RATE		
	Our High School	High Schools with Students Like Ours
Number of students	260	223
Number of diplomas	205	167
Rate (%)	78.8%	76.1%

END OF COURSE TESTS - 2014		
% of students scoring 70 or above on:	Our High School	High Schools with Students Like Ours
Algebra 1/Math for the Technologies 2	81.0%	77.8%
English 1	56.6%	68.1%
Biology 1/Applied Biology 2	55.1%	72.8%
US History and the Constitution	51.4%	56.3%
All Tests	60.3%	67.7%



**SC PERFORMANCE VISION**

By 2020 all students will graduate with the knowledge and skills necessary to compete successfully in the global economy, participate in a democratic society and contribute positively as members of families and communities.

Union County High School  
UNION COUNTY  
SCHOOL PROFILE

	Our School	Change from Last Year	High Schools with Students Like Ours	Median High School
Students (n = 1,205)				
Retention Rate	3.8%	Up from 3.0%	3.8%	3.0%
Attendance Rate	92.6%	Down from 92.7%	96.3%	96.2%
Served by gifted and talented program	19.7%	Up from 7.5%	14.8%	17.7%
With disabilities	16.3%	Down from 16.5%	11.7%	11.5%
Older than usual for grade	9.7%	Up from 8.7%	7.8%	7.1%
Out-of-school suspensions or expulsions for violent and/or criminal offenses	0.8%	Up from 0.7%	0.9%	1.1%
Enrolled in AP/IB programs	26.5%	Up from 7.2%	13.2%	15.4%
Successful on AP/IB exams	40.3%	Up from 26.0%	50.0%	52.8%
Eligible for LIFE Scholarship	27.9%	Down from 32.9%	30.2%	30.6%
Career/technology students in co-curricular organizations	0.0%	Down from 85.0%	5.3%	5.3%
Enrollment in career/technology courses	193	Up from 113	352	423
Career/technology students attaining technical skills	88.8%	Up from 85.6%	83.3%	84.5%
Annual dropout rate	2.7%	Down from 3.3%	2.7%	2.1%
Teachers (n = 55)				
Teachers with advanced degrees	50.9%	Up from 49.2%	61.8%	64.3%
Continuing contract teachers	69.1%	Down from 79.7%	78.7%	77.3%
Teachers returning from previous year	71.8%	Down from 75.9%	86.7%	85.5%
Teacher attendance rate	95.4%	Up from 93.7%	95.4%	95.5%
Average teacher salary*	\$43,853	Down 4.3%	\$47,898	\$48,414
Classes not taught by highly qualified teachers	4.0%	Down from 7.3%	2.3%	3.0%
Professional development days/teacher	7.8 days	Up from 6.6 days	10.1 days	10.0 days
School				
Principal's years at school	3.0	Up from 2.0	3.0	3.0
Student-teacher ratio in core subjects	32.4 to 1	Down from 33.5 to 1	25.5 to 1	26.0 to 1
Prime instructional time	87.0%	Up from 85.9%	90.4%	90.3%
Dollars spent per pupil**	\$6,197	Up 28.1%	\$8,256	\$8,238
Percent expenditures for teacher salaries**	59.3%	Up from 59.0%	57.5%	56.9%
Percent of expenditures for instruction**	60.7%	Up from 60.0%	58.5%	58.0%
Opportunities in the arts	Excellent	No change	Good	Excellent
SACS accreditation	Yes	No change	Yes	Yes
Parents attending conferences	100.0%	No change	99.8%	98.7%
Character development program	Excellent	Up from Good	Good	Good
ESEA composite index score	78.1	Up from 58.2	84.4	84.1

\* Length of contract = 185+ days.  
\*\*Prior year audited financial data available.

EVALUATION RESULTS

	Teachers	Students*	Parents*
Number of surveys returned	59	221	8
Percent satisfied with learning environment	83.1%	57.0%	I/S
Percent satisfied with social and physical environment	86.5%	71.3%	I/S
Percent satisfied with school-home relations	61.0%	86.2%	I/S

\* Only eleventh grade students and their parents were included. For schools without grade eleven, only the highest grade was included.

Comprehensive detail, including definitions of ratings, performance criteria, and explanations of status, is available on [www.ed.sc.gov](http://www.ed.sc.gov) and [www.eoc.sc.gov](http://www.eoc.sc.gov) as well as school and school district websites.

Printed versions are available from school districts upon request.

REPORT OF PRINCIPAL AND SCHOOL  
IMPROVEMENT COUNCIL

Union County High School’s theme for 2013-2014 was “Success is Our Only Option”. With the implementation of this theme, many accolades followed. Our school had the highest graduation rate in the history of Union County and received the Palmetto Gold Award for Closing the Achievement Gap. We also improved in all of the core academic areas from the previous year. This year, UCHS once again produced Union County’s District Teacher of the Year, for two years in a row. Our Chorus received an “Excellent” rating, while the GT Chorus received a “Superior” rating at the Carowinds Festival of Music Event. The Yellow Jacket JROTC Battalion placed two teams in the JROTC Leadership and Academic Board (JLAB) National Finals; the JROTC Leadership Team advanced to the national finals for the seventh straight time; the JROTC Academic Team advanced to the national finals for the second time. Our band also excelled in many areas, with the UCHS Indoor Percussion Ensemble being named 2014 State Champions at the SC Winter Ensemble State Championship, and placed 14th in the WGI World Championships in Ohio! Our Winter Guard placed 2nd, receiving a silver medal, at the SC Winter Ensemble State Championship; UCHS Marching Band received the following: an award for Best Percussion at the Boiling Springs Festival of Bands; 3rd place in Class 4 and Best Percussion at the James F. Byrnes Tournament of Bands; 3rd place in Class 4 and Best Percussion at the Chesnee Eagle Classic; 9th place at SCBDA 3-A Upper-state Championship; 15th place at SCBDA 3-A State Championship; Indoor Percussion placed 1st in the PSA at the Dorman CIPA Qualifier (promoted to PSA-Advanced); Indoor Percussion placed 5th in PSA at the WGI Regional and 2nd place in the PSA-Advanced at the Spartanburg CIPA Competition; Winter Guard placed 1st in the SRA at the Blue Ridge CIPA Competition; and 3rd place in SRA at the Spartanburg CIPA Competition; UCHS Lady Jackets Basketball team were named Region Champs and made it to the playoffs; UCHS Track Teams competed for the state championship, with the girls’ track team finishing 9th at the State Finals and 2nd in the 3AAA region; the boys’ track team finished 4th in the 3AAA region. The UCHS Softball Team was named 2014 State Champions (26-3 record) after defeating Hartsville! This ensued after earning the titles of District Champions, Region Champions, and Upper-State Champions. Our softball coach was named Region Coach of the Year! The Jackets Baseball Team was named AAA Region III Champions; the UCHS Tennis Team had the first individual in the school’s history to be selected for the North/South Tennis Classic and this individual finished his career with the most single wins in the school’s history with a 69-14 win; the girls’ Tennis Team went to the 1st round of the playoffs; the UCHS Girls’ Golf Team won a slot in the SCHSL State Finals and placed seventh out of 18 teams at the Upper State Finals; the UCHS Football team had three students who were named All-Region players; the UCHS Wrestling Team was named Region Champions; one student in the Class of 2014 had perfect attendance for two years; fourteen students won the Palmetto Fellows Scholarship. UCHS seniors received \$1,217,318.00 in academic scholarships. The graduation rate at UCHS increased from 79.3% to 82.2%, exceeding that of the state and of other high schools like ours. Students continued to perform better on End of Course Algebra scores than in any other subject area tested with a mean of 77.9 in Algebra I, 74.5 in English I, 73.9 in Biology I, and 69.8 in US History. Performance on HSAP decreased with 69.7% of students