



# SC Annual School Report Card Summary

Walhalla High School  
OCONEE  
Grades: 9-12 Enrollment: 962  
Principal: Josh Young  
Superintendent: Dr. Mike Lucas  
Board Chair: Andy Inabinet

PERFORMANCE		Comprehensive detail, including definitions of ratings, performance criteria, and explanations of status, is available on <a href="http://www.ed.sc.gov">www.ed.sc.gov</a> and <a href="http://www.eoc.sc.gov">www.eoc.sc.gov</a> as well as school and school district websites. Printed versions are available from school districts upon request.					
YEAR	ABSOLUTE RATING	GROWTH RATING	PALMETTO GOLD AND SILVER AWARD		ESEA/FEDERAL ACCOUNTABILITY RATING SYSTEM		
			General Performance	Closing the Gap	ESEA Grade	Accountability Indicator	
2014	Excellent	Excellent	TBD	TBD	A	N/A	
2013	Excellent	Excellent	GOLD	SILVER	A	N/A	
2012	Excellent	Good	GOLD	N/A	B	N/A	
ABSOLUTE RATING OF HIGH SCHOOLS WITH STUDENTS LIKE OURS*							
EXCELLENT		GOOD		AVERAGE	BELOW AVERAGE		AT-RISK
23		9		1	0		1

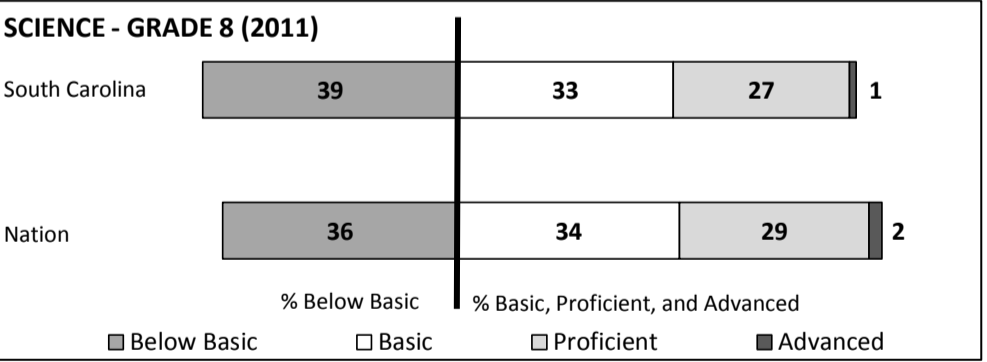

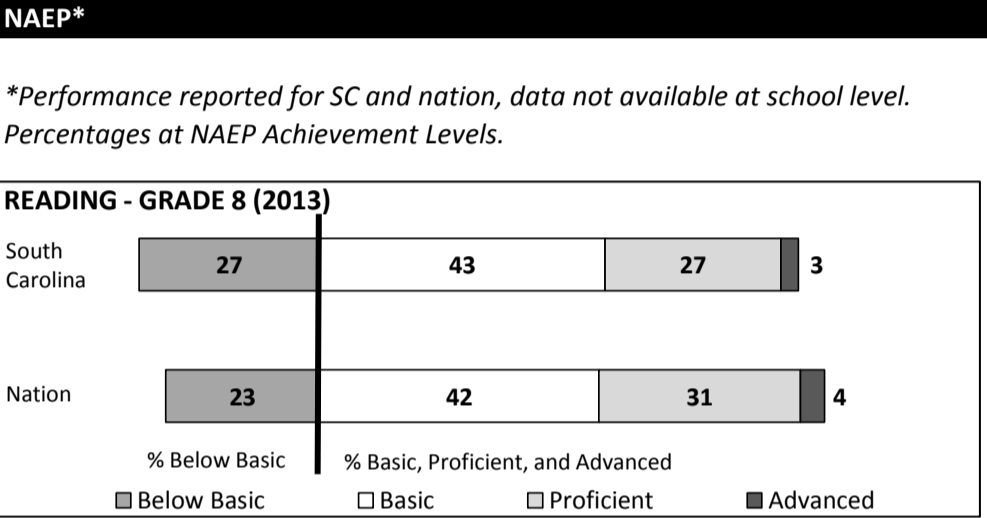
\* Ratings are calculated with data available by 04/27/2015. Schools with Students Like Ours with Poverty Indices of no more than 5% above or below the index for this district.

HIGH SCHOOL ASSESSMENT PROGRAM(HSAP) EXAM PASSAGE RATE(%): SECOND YEAR STUDENTS				
	Our High School		High Schools with Students Like Ours	
	2013	2014	2013	2014
Passed 2 subtests (%)	88.4%	77.5%	83.1%	80.3%
Passed 1 subtest (%)	7.2%	14.5%	11.5%	13.5%
Passed no subtests (%)	4.4%	7.9%	5.9%	6.8%

HSAP PASSAGE RATE (%) BY SPRING 2014		
	Our High School	High Schools with Students Like Ours
Passage Rate	97.8%	93.2%

ON-TIME GRADUATION RATE		
	Our High School	High Schools with Students Like Ours
Number of students	249	319
Number of diplomas	220	255
Rate (%)	88.4%	80.8%

END OF COURSE TESTS - 2014		
% of students scoring 70 or above on:	Our High School	High Schools with Students Like Ours
Algebra 1/Math for the Technologies 2	81.2%	85.2%
English 1	75.7%	75.3%
Biology 1/Applied Biology 2	80.6%	82.3%
US History and the Constitution	70.1%	70.1%
All Tests	76.8%	78.4%



**SC PERFORMANCE VISION**

By 2020 all students will graduate with the knowledge and skills necessary to compete successfully in the global economy, participate in a democratic society and contribute positively as members of families and communities.

Abbreviations Key

N/A-Not Applicable    N/AV-Not Available    N/C-Not Collected    N/R-Not Reported    I/S-Insufficient Sample    TBD-To Be Determined

Walhalla High School  
OCONEE  
SCHOOL PROFILE

	Our School	Change from Last Year	High Schools with Students Like Ours	Median High School
Students (n = 962)				
Retention Rate	0.1%	Down from 0.9%	1.8%	3.0%
Attendance Rate	98.0%	Up from 94.1%	96.2%	96.2%
Served by gifted and talented program	21.8%	Up from 20.8%	23.2%	17.7%
With disabilities	8.5%	Down from 10.1%	11.0%	11.5%
Older than usual for grade	4.6%	Down from 5.0%	6.0%	7.1%
Out-of-school suspensions or expulsions for violent and/or criminal offenses	0.3%	No change	1.4%	1.1%
Enrolled in AP/IB programs	21.1%	Up from 14.2%	21.3%	15.4%
Successful on AP/IB exams	66.4%	Down from 78.0%	48.8%	52.8%
Eligible for LIFE Scholarship	51.8%	Up from 50.2%	39.3%	30.6%
Career/technology students in co-curricular organizations	25.3%	Down from 30.9%	4.4%	5.3%
Enrollment in career/technology courses	498	No change	538	423
Career/technology students attaining technical skills	96.0%	Down from 97.2%	84.9%	84.5%
Annual dropout rate	2.2%	Up from 1.6%	2.6%	2.1%
Teachers (n = 52)				
Teachers with advanced degrees	75.0%	Up from 73.6%	66.4%	64.3%
Continuing contract teachers	88.5%	Down from 96.2%	84.0%	77.3%
Teachers returning from previous year	91.8%	Down from 91.9%	88.3%	85.5%
Teacher attendance rate	95.5%	Up from 94.3%	95.5%	95.5%
Average teacher salary*	\$52,775	Down 0.4%	\$50,197	\$48,414
Classes not taught by highly qualified teachers	0.0%	Down from 2.3%	1.4%	3.0%
Professional development days/teacher	16.8 days	Up from 14.4 days	10.5 days	10.0 days
School				
Principal's years at school	2.0	Up from 1.0	4.0	3.0
Student-teacher ratio in core subjects	27.9 to 1	Up from 27.5 to 1	28.4 to 1	26.0 to 1
Prime instructional time	92.0%	Up from 87.3%	90.5%	90.3%
Dollars spent per pupil**	\$7,226	Up 3.0%	\$7,661	\$8,238
Percent expenditures for teacher salaries**	59.8%	Up from 59.0%	57.9%	56.9%
Percent of expenditures for instruction**	60.1%	Down from 62.0%	59.1%	58.0%
Opportunities in the arts	Excellent	No change	Excellent	Excellent
SACS accreditation	Yes	No change	Yes	Yes
Parents attending conferences	90.6%	Down from 91.3%	98.3%	98.7%
Character development program	Good	Down from Excellent	Good	Good
ESEA composite index score	94.7	Up from 90.6	89.4	84.1

\* Length of contract = 185+ days.  
\*\*Prior year audited financial data available.

EVALUATION RESULTS

	Teachers	Students*	Parents*
Number of surveys returned	50	178	61
Percent satisfied with learning environment	94.0%	83.7%	88.6%
Percent satisfied with social and physical environment	98.0%	88.1%	90.3%
Percent satisfied with school-home relations	90.2%	89.8%	82.3%

\* Only eleventh grade students and their parents were included. For schools without grade eleven, only the highest grade was included.

Comprehensive detail, including definitions of ratings, performance criteria, and explanations of status, is available on [www.ed.sc.gov](http://www.ed.sc.gov) and [www.eoc.sc.gov](http://www.eoc.sc.gov) as well as school and school district websites.

Printed versions are available from school districts upon request.

REPORT OF PRINCIPAL AND SCHOOL  
IMPROVEMENT COUNCIL

Walhalla High School had much to celebrate during the 2013 – 2014 school year. The Class of 2014 earned over 3.8 million dollars in college scholarships. There were 115 recipients of the LIFE Scholarship and 12 Palmetto Fellows. Six students were the recipients of the State Academic Diploma. Walhalla High School had thirty-five seniors graduate with high honors and 39 seniors graduate with honors. Eighty-four percent of the Class of 2014 received the Platinum Seal distinction by completing a career cluster.

Walhalla High School received an Excellent rating and an ESEA grade of “A” on the SC Annual School Report Card. WHS seniors continued to exceed the national ACT composite score and the national SAT combined critical reading and math score. Walhalla High School received the High Schools That Work Platinum High Achievement Designation for the 2012-2014 school years and was named a bronze medal winner in the 2013 US News Best High School Report. The WHS JROTC Program received the gold star for the twenty-fourth year. The WHS Agricultural program received the National Chapter Silver Emblem Award.

Our Fine Arts programs were very successful this year. Students were selected to All-County in various musical programs. Strings received an excellent rating at the State Concert Festival and twenty-five students received superior ratings at Solo and Ensemble. One strings student was selected to All-Region Orchestra and five were selected to participate in the GMAC Celebration of Youth Concert. The Honors Ladies Chorale received an excellent rating at the SC Choral Festival and twenty band students received superior ratings at Solo and Ensemble. A visual arts senior was awarded the James M. Brown Scholarship.

Athletically, WHS had another successful school year with 3A playoff appearances in six sports. A senior athlete won the 3A Individual State Championship in the 220 lb. weight class. WHS took second place in the high jump at the State Track Meet. Twenty-one student athletes were recognized as being AAA All-Region. A student athlete was named Mountain Lakes Player of the Year in boys soccer and Anderson Independent Player of the Year. Three student athletes made All-State, one was Western 3A boys soccer player of the year, and two participated in the North-South boys soccer and softball game.

The Walhalla High School motto of “To Dream, To Believe, To Achieve” is a direct reflection of the spirit and determination that the students, faculty, and staff at Walhalla High show every day. With help and support from our parents, community, and district office, we are working each day to develop life-long learners through rigorous, relevant instruction.

Josh Young, Principal Mary Wright, SIC Chairman

Abbreviations Key

N/A-Not Applicable

N/AV-Not Available

N/C-Not Collected

N/R-Not Reported

I/S-Insufficient Sample

TBD-To Be Determined