



# SC Annual School Report Card Summary

Dutch Fork High  
LEXINGTON 5  
Grades: 9-12 Enrollment: 1,906  
Principal: Dr. Gregory Owings  
Superintendent: Stephen W. Hefner, Ed.D.  
Board Chair: Beth Watson

PERFORMANCE		Comprehensive detail, including definitions of ratings, performance criteria, and explanations of status, is available on <a href="http://www.ed.sc.gov">www.ed.sc.gov</a> and <a href="http://www.eoc.sc.gov">www.eoc.sc.gov</a> as well as school and school district websites. Printed versions are available from school districts upon request.					
YEAR	ABSOLUTE RATING	GROWTH RATING	PALMETTO GOLD AND SILVER AWARD		ESEA/FEDERAL ACCOUNTABILITY RATING SYSTEM		
			General Performance	Closing the Gap	ESEA Grade	Accountability Indicator	
2014	Excellent	Good	TBD	TBD	B	N/A	
2013	Excellent	Good	GOLD	GOLD	A	N/A	
2012	Excellent	Excellent	GOLD	N/A	A	N/A	

ABSOLUTE RATING OF HIGH SCHOOLS WITH STUDENTS LIKE OURS*				
EXCELLENT	GOOD	AVERAGE	BELOW AVERAGE	AT-RISK
11	0	0	0	0

\* Ratings are calculated with data available by 04/27/2015. Schools with Students Like Ours with Poverty Indices of no more than 5% above or below the index for this district.

HIGH SCHOOL ASSESSMENT PROGRAM(HSAP) EXAM PASSAGE RATE(%): SECOND YEAR STUDENTS				
	Our High School		High Schools with Students Like Ours	
	2013	2014	2013	2014
Passed 2 subtests (%)	92.0%	87.6%	89.7%	87.7%
Passed 1 subtest (%)	5.1%	7.3%	6.5%	9.8%
Passed no subtests (%)	2.9%	5.1%	3.9%	3.6%

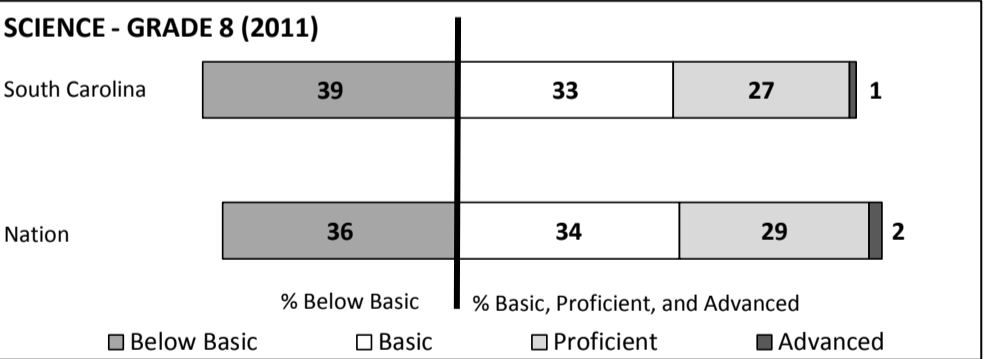


HSAP PASSAGE RATE (%) BY SPRING 2014		
	Our High School	High Schools with Students Like Ours
Passage Rate	98.5%	96.4%

ON-TIME GRADUATION RATE		
	Our High School	High Schools with Students Like Ours
Number of students	504	337
Number of diplomas	451	300
Rate (%)	89.5%	89.1%

END OF COURSE TESTS - 2014		
% of students scoring 70 or above on:	Our High School	High Schools with Students Like Ours
Algebra 1/Math for the Technologies 2	84.3%	85.7%
English 1	67.5%	81.8%
Biology 1/Applied Biology 2	87.5%	89.3%
US History and the Constitution	81.2%	77.1%
All Tests	81.6%	84.0%

## NAEP\*

\*Performance reported for SC and nation, data not available at school level. Percentages at NAEP Achievement Levels.



### SC PERFORMANCE VISION

By 2020 all students will graduate with the knowledge and skills necessary to compete successfully in the global economy, participate in a democratic society and contribute positively as members of families and communities.

#### Abbreviations Key

N/A-Not Applicable    N/AV-Not Available    N/C-Not Collected    N/R-Not Reported    I/S-Insufficient Sample    TBD-To Be Determined

Dutch Fork High  
LEXINGTON 5

SCHOOL PROFILE

	Our School	Change from Last Year	High Schools with Students Like Ours	Median High School
Students (n = 1,906)				
Retention Rate	4.0%	Up from 2.5%	2.1%	3.0%
Attendance Rate	99.6%	Down from 99.8%	95.8%	96.2%
Served by gifted and talented program	45.6%	Down from 53.1%	35.3%	17.7%
With disabilities	8.3%	Up from 7.8%	8.3%	11.5%
Older than usual for grade	4.2%	Up from 3.3%	4.2%	7.1%
Out-of-school suspensions or expulsions for violent and/or criminal offenses	1.8%	Up from 1.2%	0.9%	1.1%
Enrolled in AP/IB programs	47.4%	Up from 42.0%	46.8%	15.4%
Successful on AP/IB exams	62.7%	Down from 65.0%	58.7%	52.8%
Eligible for LIFE Scholarship	51.6%	Down from 53.1%	39.3%	30.6%
Career/technology students in co-curricular organizations	3.8%	Down from 4.4%	0.0%	5.3%
Enrollment in career/technology courses	1169	Down from 1322	555	423
Career/technology students attaining technical skills	88.6%	Up from 88.5%	89.3%	84.5%
Annual dropout rate	0.5%	Down from 1.4%	1.0%	2.1%
Teachers (n = 118)				
Teachers with advanced degrees	77.1%	Down from 78.7%	69.4%	64.3%
Continuing contract teachers	89.0%	Down from 92.9%	82.1%	77.3%
Teachers returning from previous year	88.1%	Up from 87.6%	87.7%	85.5%
Teacher attendance rate	96.1%	Up from 95.7%	95.6%	95.5%
Average teacher salary*	\$56,705	Down 0.1%	\$49,827	\$48,414
Classes not taught by highly qualified teachers	2.2%	Down from 15.3%	2.2%	3.0%
Professional development days/teacher	11.5 days	Up from 11.3 days	9.5 days	10.0 days
School				
Principal's years at school	2.0	Up from 1.0	3.0	3.0
Student-teacher ratio in core subjects	28.1 to 1	No change	28.4 to 1	26.0 to 1
Prime instructional time	94.6%	Up from 94.5%	90.0%	90.3%
Dollars spent per pupil**	\$8,365	Up 1.2%	\$7,786	\$8,238
Percent expenditures for teacher salaries**	59.9%	Up from 59.0%	58.7%	56.9%
Percent of expenditures for instruction**	60.7%	Up from 60.0%	59.5%	58.0%
Opportunities in the arts	Excellent	No change	Excellent	Excellent
SACS accreditation	Yes	No change	Yes	Yes
Parents attending conferences	100.0%	No change	98.8%	98.7%
Character development program	Excellent	No change	Good	Good
ESEA composite index score	89.4	Down from 91.5	92.3	84.1

\* Length of contract = 185+ days.  
\*\*Prior year audited financial data available.

EVALUATION RESULTS

	Teachers	Students*	Parents*
Number of surveys returned	117	404	44
Percent satisfied with learning environment	96.6%	86.9%	84.1%
Percent satisfied with social and physical environment	97.5%	89.8%	86.6%
Percent satisfied with school-home relations	98.2%	87.1%	59.1%

\* Only eleventh grade students and their parents were included. For schools without grade eleven, only the highest grade was included.

Comprehensive detail, including definitions of ratings, performance criteria, and explanations of status, is available on [www.ed.sc.gov](http://www.ed.sc.gov) and [www.eoc.sc.gov](http://www.eoc.sc.gov) as well as school and school district websites.

Printed versions are available from school districts upon request.

REPORT OF PRINCIPAL AND SCHOOL  
IMPROVEMENT COUNCIL

Dutch Fork High School (DFHS) had a great year in 2013-14. The school received an Excellent rating on the state school report card. Our SAT, ACT and AP scores were among the highest in South Carolina, and all were above the national average. The South Carolina Department of Education awarded two 2013-14 Palmetto Gold Awards to Dutch Fork High School. This award recognizes schools that reach high levels of academic performance and high rates of growth and substantial progress in closing achievement gaps between groups of students. While many schools achieved at least one award, Dutch Fork High is one of only 65 schools that received Gold in both categories.

The Washington Post and the U.S. News & World Report ranked Dutch Fork High School as one of the most academically rigorous high schools in the nation for the ninth consecutive year. Dutch Fork High is ranked number 367 in the nation and ranked as the number one traditional high school in South Carolina. Our ranking is directly tied to the results of our AP exam scores. This year, the school administered approximately 1472 exams to 738 students.

Our students continue to earn exceptional honors and recognition for their achievements. The 2014 graduating class had several National Merit Finalists, and 37 Palmetto Fellows. The class also had 283 students with GPAs of 3.0 or higher which qualified them for the HOPE and LIFE scholarships. This senior class had over \$49 million in offered scholarships. A Dutch Fork High STEM student competed at the 2014 International Science and Engineering Fair in Los Angeles, placing fourth.

In athletics, six teams won region championships, and our girls’ tennis team finished as the state runner up. Our varsity football team won the state championship, the first 4A champion in the Midlands since 1988. Our girls’ basketball team won the state championship for the third year in a row, which ties the state record.

The orchestra, band and chorus received Superior ratings at all of their competitions. The Dutch Fork High School ROTC program was named a Top National Distinguished Unit, and our yearbook, literary magazine and Silver Screen all won state journalism awards.

We have over 44 of our teachers that are Nationally Board Certified. Our PTSO and SIC are very involved and supportive and play a key role in the decision-making process of our school. The Dutch Fork faculty, staff and students continued to support community agencies such as the American Red Cross and United Way. Indeed, it was a great year at Dutch Fork High School.

Principal: Dr. Gregory Owings

School Improvement Council: Patrick Cobb

Abbreviations Key

N/A-Not Applicable

N/AV-Not Available

N/C-Not Collected

N/R-Not Reported

I/S-Insufficient Sample

TBD-To Be Determined