



# SC Annual School Report Card Summary

HCS Early College High School  
**HORRY**  
 Grades: 9-12 Enrollment: 362  
 Principal: Kandi Fleming-Jones  
 Superintendent: Dr. Cynthia Elsberry  
 Board Chair: Joe DeFeo

## PERFORMANCE

Comprehensive detail, including definitions of ratings, performance criteria, and explanations of status, is available on [www.ed.sc.gov](http://www.ed.sc.gov) and [www.eoc.sc.gov](http://www.eoc.sc.gov) as well as school and school district websites. Printed versions are available from school districts upon request.

YEAR	ABSOLUTE RATING	GROWTH RATING	PALMETTO GOLD AND SILVER AWARD		ESEA/FEDERAL ACCOUNTABILITY RATING SYSTEM	
			General Performance	Closing the Gap	ESEA Grade	Accountability Indicator
2014	Excellent	N/A	TBD	TBD	A	N/A
2013	N/A	N/A	N/A	N/A	I	N/A
2012	N/A	N/A	N/A	N/A	N/A	N/A

### ABSOLUTE RATING OF HIGH SCHOOLS WITH STUDENTS LIKE OURS\*

EXCELLENT	GOOD	AVERAGE	BELOW AVERAGE	AT-RISK
10	20	9	0	0

\* Ratings are calculated with data available by 04/27/2015. Schools with Students Like Ours with Poverty Indices of no more than 5% above or below the index for this district.

### HIGH SCHOOL ASSESSMENT PROGRAM(HSAP) EXAM PASSAGE RATE(%): SECOND YEAR STUDENTS

	Our High School		High Schools with Students Like Ours	
	2013	2014	2013	2014
Passed 2 subtests (%)	100.0%	100.0%	77.8%	70.8%
Passed 1 subtest (%)	N/A	N/A	13.6%	18.7%
Passed no subtests (%)	N/A	N/A	9.4%	11.3%

### HSAP PASSAGE RATE (%) BY SPRING 2014

	Our High School	High Schools with Students Like Ours
Passage Rate	100.0%	90.7%

### ON-TIME GRADUATION RATE

	Our High School	High Schools with Students Like Ours
Number of students	79	180
Number of diplomas	78	141
Rate (%)	98.7%	78.8%

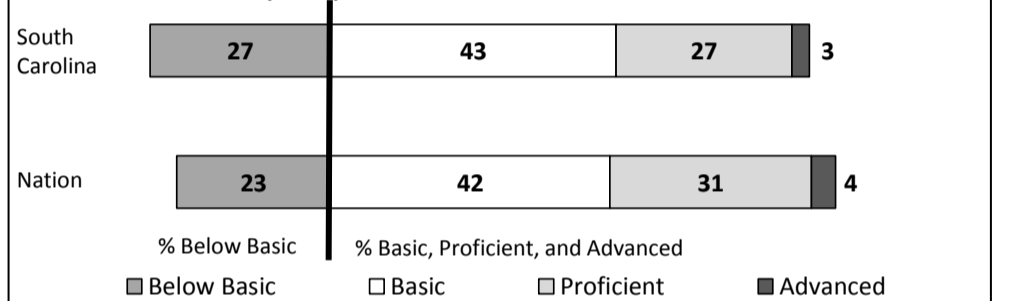
### END OF COURSE TESTS - 2014

% of students scoring 70 or above on:	Our High School	High Schools with Students Like Ours
Algebra 1/Math for the Technologies 2	98.6%	76.3%
English 1	94.5%	65.3%
Biology 1/Applied Biology 2	95.9%	72.6%
US History and the Constitution	87.0%	56.2%
All Tests	93.7%	67.3%


### NAEP\*

\*Performance reported for SC and nation, data not available at school level. Percentages at NAEP Achievement Levels.

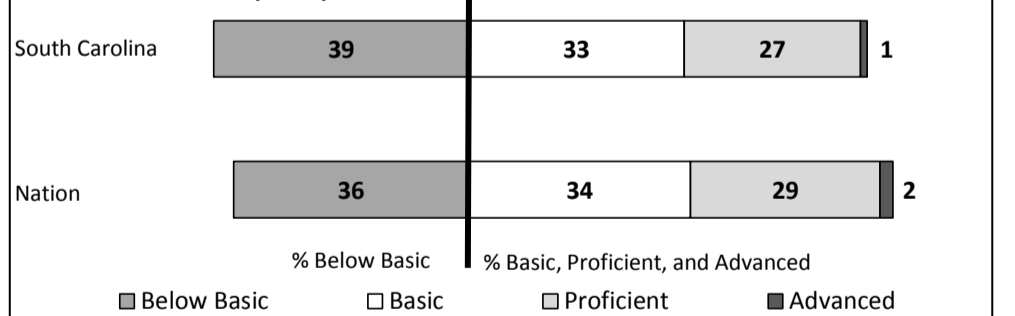
#### READING - GRADE 8 (2013)



#### MATH - GRADE 8 (2013)



#### SCIENCE - GRADE 8 (2011)



### SC PERFORMANCE VISION

By 2020 all students will graduate with the knowledge and skills necessary to compete successfully in the global economy, participate in a democratic society and contribute positively as members of families and communities.

#### Abbreviations Key

N/A-Not Applicable    N/AV-Not Available    N/C-Not Collected    N/R-Not Reported    I/S-Insufficient Sample    TBD-To Be Determined

# HCS Early College High School HORRY

## SCHOOL PROFILE

	Our School	Change from Last Year	High Schools with Students Like Ours	Median High School
<b>Students (n = 362)</b>				
Retention Rate	0.6%	Up from 0.0%	3.7%	3.0%
Attendance Rate	98.2%	Up from 97.7%	96.2%	96.2%
Served by gifted and talented program	1.4%	Up from 0.8%	17.8%	17.7%
With disabilities	0.0%	Down from 3.9%	12.4%	11.5%
Older than usual for grade	1.7%	No change	8.4%	7.1%
Out-of-school suspensions or expulsions for violent and/or criminal offenses	0.6%	Down from 0.8%	1.1%	1.1%
Enrolled in AP/IB programs	0.0%	No change	13.0%	15.4%
Successful on AP/IB exams	N/A	N/A	39.7%	52.8%
Eligible for LIFE Scholarship	63.0%	Down from 80.5%	30.2%	30.6%
Career/technology students in co-curricular organizations	0.0%	No change	9.5%	5.3%
Enrollment in career/technology courses	12	Up from 11	322	423
Career/technology students attaining technical skills	75.0%	Down from 90.9%	84.6%	84.5%
Annual dropout rate	0.0%	No change	2.4%	2.1%

<b>Teachers (n = 24)</b>				
Teachers with advanced degrees	75.0%	Up from 70.8%	62.0%	64.3%
Continuing contract teachers	87.5%	Up from 83.3%	77.4%	77.3%
Teachers returning from previous year	92.6%	Down from 97.0%	84.1%	85.5%
Teacher attendance rate	95.8%	Down from 96.2%	95.0%	95.5%
Average teacher salary*	\$52,080	Up 1.6%	\$47,811	\$48,414
Classes not taught by highly qualified teachers	0.0%	No change	2.1%	3.0%
Professional development days/teacher	20.0 days	Down from 24.2 days	9.9 days	10.0 days

<b>School</b>				
Principal's years at school	1.0	Down from 6.5	3.5	3.0
Student-teacher ratio in core subjects	23.6 to 1	N/A	25.3 to 1	26.0 to 1
Prime instructional time	92.5%	Down from 92.8%	90.2%	90.3%
Dollars spent per pupil**	\$8,307	Down 20.1%	\$8,905	\$8,238
Percent expenditures for teacher salaries**	69.5%	Up from 68.0%	55.8%	56.9%
Percent of expenditures for instruction**	70.1%	Down from 75.0%	56.8%	58.0%
Opportunities in the arts	Poor	No change	Good	Excellent
SACS accreditation	Yes	No change	Yes	Yes
Parents attending conferences	100.0%	No change	99.5%	98.7%
Character development program	Good	No change	Good	Good
ESEA composite index score	99.6	N/A	82.9	84.1

\* Length of contract = 185+ days.

\*\*Prior year audited financial data available.

## EVALUATION RESULTS

	Teachers	Students*	Parents*
Number of surveys returned	18	88	23
Percent satisfied with learning environment	100.0%	55.6%	91.3%
Percent satisfied with social and physical environment	100.0%	80.7%	87.5%
Percent satisfied with school-home relations	94.4%	75.9%	79.2%

\* Only eleventh grade students and their parents were included. For schools without grade eleven, only the highest grade was included.

Comprehensive detail, including definitions of ratings, performance criteria, and explanations of status, is available on [www.ed.sc.gov](http://www.ed.sc.gov) and [www.eoc.sc.gov](http://www.eoc.sc.gov) as well as school and school district websites.

Printed versions are available from school districts upon request.

## REPORT OF PRINCIPAL AND SCHOOL IMPROVEMENT COUNCIL

The HCS Early College High School is a public high school located in Horry County, serving all attendance areas. This year we began school in our new facility. We also adopted the "Believe in You" theme. Our faculty, staff, and students "Believe in what we do, Believe in each other, and Believe in giving back." ☒

The Class of 2014 was our second graduating class from HCS Early College High School. Our eighty-one seniors netted over \$2 million dollars in scholarships. The ECH Class of 2014 graduated with an average of 51 college credits with 34% earning an Associate of Arts degree from HGTC. 41% of our graduates had a GPA of 3.75 or higher. Thirty-three students graduated with honors. ☒

Early College's performance on state test continues to outpace the district and state averages. We continue to have 100% passage rate on HSAP and excellent scores on the EOC. In 2013-14, HCS Early College High School was a semi-finalist for the Dick and Tunky Riley WhatWorksSC Award for Excellence which honors highly effective education initiatives in SC. ☒

Our students participated in the National History Day competition with 41 students placing at regional level and advancing to state competition. Nine placed at the state level with five advancing to the national competition. Our Mock Trial Team participated in the regional event and won some individual awards. For the third year ECHS won The SC Bar LRE for our work with Project Citizen. This year, we also celebrated College Colors Day, Breast Cancer month, Dr. Seuss Day, Holiday Spirit Week, Earth Day/Recyclable Fashion Show, and many more activities. ☒

For the 2013-14 school year, Mr. William Chappell was named ECHS Teacher of the Year. Students gave back to the community through service projects which included Project Citizen Social Action; Oyster Recycling Project, Mats for the Homeless, River/Beach Sweep, Special Olympics Spring Games, the Pulsera Project, County-wide Clean Ups; and, for the third year, the Veterans' History Project, preserving oral histories of our nation's veterans for the US Library of Congress and a Veteran's Day Breakfast. The SS department, along with BE2, acquired the Gilder Lerhman Traveling Exhibit. The Recycling Committee continued its campaign to encourage responsible citizenship in preserving our environment. This year the Horry County Solid Waste Authority Recycling Student of the Year was an ECHS student. ☒

Strong community partnerships support the students at ECHS. Our business partner, BE2, provided scholarships to four-year universities to eleven 2014 graduates along with support of other enrichment activities. HGTC provided scholarships for another 13 graduates. We offer a special thank you to Horry Georgetown Technical College for their continued support and assistance. We would like to thank the students, parents, and community members for supporting us in reaching our goals. ☒

Kandi Fleming-Jones, Principal ☒

Deborah Rabon, ECHS SIC Chairwoman

### Abbreviations Key

N/A-Not Applicable

N/AV-Not Available

N/C-Not Collected

N/R-Not Reported

I/S-Insufficient Sample

TBD-To Be Determined