



# SC Annual School Report Card Summary

Socastee High School

HORRY

Grades: 9-12

Enrollment: 1,546

Principal: Paul Browning

Superintendent: Dr. Cynthia Elsberry

Board Chair: Joe DeFeo

## PERFORMANCE

Comprehensive detail, including definitions of ratings, performance criteria, and explanations of status, is available on [www.ed.sc.gov](http://www.ed.sc.gov) and [www.eoc.sc.gov](http://www.eoc.sc.gov) as well as school and school district websites. Printed versions are available from school districts upon request.

YEAR	ABSOLUTE RATING	GROWTH RATING	PALMETTO GOLD AND SILVER AWARD		ESEA/FEDERAL ACCOUNTABILITY RATING SYSTEM	
			General Performance	Closing the Gap	ESEA Grade	Accountability Indicator
2014	Excellent	Excellent	TBD	TBD	A	N/A
2013	Excellent	Good	GOLD	N/A	A	N/A
2012	Excellent	Excellent	GOLD	GOLD	C	N/A

### ABSOLUTE RATING OF HIGH SCHOOLS WITH STUDENTS LIKE OURS\*

EXCELLENT	GOOD	AVERAGE	BELOW AVERAGE	AT-RISK
24	8	0	0	1

\* Ratings are calculated with data available by 04/27/2015. Schools with Students Like Ours with Poverty Indices of no more than 5% above or below the index for this district.

### HIGH SCHOOL ASSESSMENT PROGRAM(HSAP) EXAM PASSAGE RATE(%): SECOND YEAR STUDENTS

	Our High School		High Schools with Students Like Ours	
	2013	2014	2013	2014
Passed 2 subtests (%)	88.1%	84.5%	85.5%	80.8%
Passed 1 subtest (%)	7.9%	11.7%	9.8%	13.4%
Passed no subtests (%)	4.0%	3.7%	5.2%	6.3%

### HSAP PASSAGE RATE (%) BY SPRING 2014

	Our High School	High Schools with Students Like Ours
Passage Rate	94.5%	93.9%

### ON-TIME GRADUATION RATE

	Our High School	High Schools with Students Like Ours
Number of students	388	336
Number of diplomas	322	272
Rate (%)	83.0%	82.1%

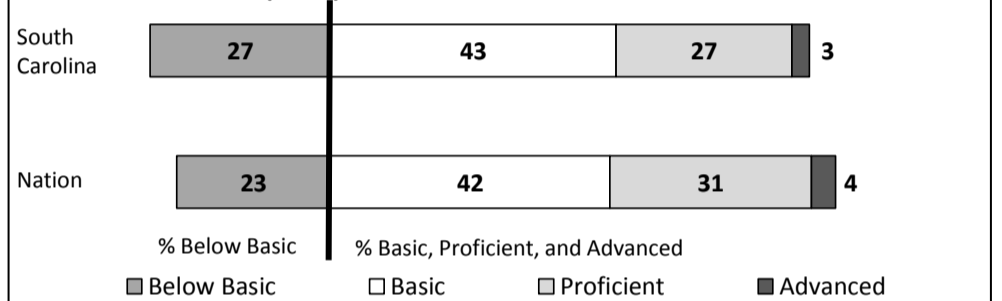
### END OF COURSE TESTS - 2014

% of students scoring 70 or above on:	Our High School	High Schools with Students Like Ours
Algebra 1/Math for the Technologies 2	92.6%	84.7%
English 1	82.0%	76.4%
Biology 1/Applied Biology 2	90.1%	82.6%
US History and the Constitution	77.7%	72.0%
All Tests	84.8%	79.2%


### NAEP\*

\*Performance reported for SC and nation, data not available at school level. Percentages at NAEP Achievement Levels.


#### READING - GRADE 8 (2013)



#### MATH - GRADE 8 (2013)



#### SCIENCE - GRADE 8 (2011)



### SC PERFORMANCE VISION

By 2020 all students will graduate with the knowledge and skills necessary to compete successfully in the global economy, participate in a democratic society and contribute positively as members of families and communities.

#### Abbreviations Key

N/A-Not Applicable

N/AV-Not Available

N/C-Not Collected

N/R-Not Reported

I/S-Insufficient Sample

TBD-To Be Determined

**Socastee High School  
HORRY**

**SCHOOL PROFILE**

	Our School	Change from Last Year	High Schools with Students Like Ours	Median High School
<b>Students (n = 1,546)</b>				
Retention Rate	2.0%	Up from 1.5%	2.0%	3.0%
Attendance Rate	96.9%	Up from 95.7%	96.3%	96.2%
Served by gifted and talented program	38.6%	Down from 40.1%	25.7%	17.7%
With disabilities	10.7%	Down from 11.2%	10.8%	11.5%
Older than usual for grade	4.6%	Up from 4.4%	6.0%	7.1%
Out-of-school suspensions or expulsions for violent and/or criminal offenses	2.5%	Down from 2.6%	1.3%	1.1%
Enrolled in AP/IB programs	22.4%	Down from 25.8%	22.4%	15.4%
Successful on AP/IB exams	63.0%	Up from 53.9%	53.0%	52.8%
Eligible for LIFE Scholarship	40.5%	Up from 32.2%	35.9%	30.6%
Career/technology students in co-curricular organizations	37.1%	Down from 37.9%	4.8%	5.3%
Enrollment in career/technology courses	779	Up from 731	748	423
Career/technology students attaining technical skills	83.8%	Down from 84.7%	86.9%	84.5%
Annual dropout rate	2.0%	Down from 2.1%	2.3%	2.1%

<b>Teachers (n = 89)</b>				
Teachers with advanced degrees	65.2%	Down from 66.7%	65.2%	64.3%
Continuing contract teachers	79.8%	Down from 81.6%	79.8%	77.3%
Teachers returning from previous year	95.3%	Up from 93.7%	87.3%	85.5%
Teacher attendance rate	96.3%	Up from 95.7%	95.6%	95.5%
Average teacher salary*	\$56,359	Up 1.6%	\$49,756	\$48,414
Classes not taught by highly qualified teachers	0.8%	Down from 1.1%	1.5%	3.0%
Professional development days/teacher	9.8 days	Up from 5.6 days	10.6 days	10.0 days

<b>School</b>				
Principal's years at school	16.0	Up from 15.0	3.0	3.0
Student-teacher ratio in core subjects	10.3 to 1	Down from 27.4 to 1	28.0 to 1	26.0 to 1
Prime instructional time	91.6%	Up from 89.4%	90.5%	90.3%
Dollars spent per pupil**	\$8,968	Up 6.5%	\$7,396	\$8,238
Percent expenditures for teacher salaries**	56.8%	Up from 56.0%	60.9%	56.9%
Percent of expenditures for instruction**	57.7%	Down from 60.0%	61.7%	58.0%
Opportunities in the arts	Excellent	No change	Excellent	Excellent
SACS accreditation	Yes	No change	Yes	Yes
Parents attending conferences	96.8%	Up from 94.0%	98.1%	98.7%
Character development program	Average	No change	Good	Good
ESEA composite index score	90.2	Down from 91.8	88.2	84.1

\* Length of contract = 185+ days.

\*\*Prior year audited financial data available.

**EVALUATION RESULTS**

	Teachers	Students*	Parents*
Number of surveys returned	76	218	24
Percent satisfied with learning environment	96.0%	85.8%	95.8%
Percent satisfied with social and physical environment	98.7%	88.4%	87.5%
Percent satisfied with school-home relations	93.4%	89.8%	79.1%

\* Only eleventh grade students and their parents were included. For schools without grade eleven, only the highest grade was included.

Comprehensive detail, including definitions of ratings, performance criteria, and explanations of status, is available on [www.ed.sc.gov](http://www.ed.sc.gov) and [www.eoc.sc.gov](http://www.eoc.sc.gov) as well as school and school district websites.

Printed versions are available from school districts upon request.

**REPORT OF PRINCIPAL AND SCHOOL IMPROVEMENT COUNCIL**

The 2012 – 2013 school year was distinctly positive for Socastee High School. Areas of excellence were wide-ranging, from academics to the arts, athletics, service projects, and extra-curricular activities.☒

☒ Socastee finished 3rd in “Schools Like Us” on the SC Report Card, our highest ever finish with an Excellent rating in both Absolute and Growth. Our SAT and ACT scores for Seniors were both above the national average and our EOC scores were the best in school history. Socastee High School was honored to be named to Newsweek’s America’s Best High Schools, won a Silver Award from U. S. News and World Report and ranked in the top 6% in the Washington Post’s High School Challenge. Our AFJROTC unit was named a Distinguished Unit for the eleventh straight year. A successful at-risk mentoring program was initiated. The Senior Class was offered \$10.18 million in scholarships. Congratulations to Jennifer Ainsworth on being named Horry County Teacher of the Year!☒

☒ SHS enjoyed excellence in extra-curricular activities as well. Our Drama and Music Departments put on Disney’s Tarzan to an audience of over 5,000, which included over 1,500 elementary and middle school students in morning matinees. Athletics enjoyed its best year ever with eight Region Champion teams, five teams competing for Lower State Championships, six individual State Champions in Swimming and Wrestling, and a State Champion Men’s Tennis Team. The Art Department added a teacher and won numerous honors. The SHS Marching Band advanced to the State Championships for the first time in 20 years and an undefeated Indoor Color Guard, won the Southeast US Championship. The SHS Jazz Ambassadors were named SC’s best Jazz Band for the third straight year. DECA won a top ten spot in the International Competition in California.☒

☒ SHS continued its focus on service in 2012 – 2013. We hosted the Special Olympics for the 15th year and led the District in Polar Plunge fundraising. SHS sponsored three Bloodmobiles through its Leadership Class. In addition, the SHS FFA and JROTC sponsored its annual Senior Citizens and Veterans luncheon and concert. SHS athletes served as Reading Buddies at Socastee Elementary School and IB students sponsored special needs holiday parties. Chorus and Band continued Elder Care visits and concerts.☒

☒ Socastee High School continued its focus on Success, Honor, and Service in 2012 – 2013. We are proud of 2012-2013 and are committed to continue our quest for overall excellence.☒

☒ Kim Katalinich, SIC Chairperson ☒  
☒ Paul K. Browning, Ed. D., Principal

**Abbreviations Key**

**N/A**-Not Applicable

**N/AV**-Not Available

**N/C**-Not Collected

**N/R**-Not Reported

**I/S**-Insufficient Sample

**TBD**-To Be Determined