



SC Annual School Report Card Summary

Myrtle Beach High School
 Horry
 Grades: 9-12 Enrollment: 1,203
 Principal: John Washburn
 Superintendent: Dr. Cynthia Elsberry
 Board Chair: Joe DeFeo

PERFORMANCE

Comprehensive detail, including definitions of ratings, performance criteria, and explanations of status, is available on www.ed.sc.gov and www.eoc.sc.gov as well as school and school district websites. Printed versions are available from school districts upon request.

YEAR	ABSOLUTE RATING	GROWTH RATING	PALMETTO GOLD AND SILVER AWARD		ESEA/FEDERAL ACCOUNTABILITY RATING SYSTEM	
			General Performance	Closing the Gap	ESEA Grade	Accountability Indicator
2014	Excellent	Good	TBD	TBD	B	N/A
2013	Excellent	Excellent	GOLD	N/A	B	N/A
2012	Excellent	Excellent	GOLD	N/A	C	N/A

ABSOLUTE RATING OF HIGH SCHOOLS WITH STUDENTS LIKE OURS*

EXCELLENT	GOOD	AVERAGE	BELOW AVERAGE	AT-RISK
29	15	5	1	4

* Ratings are calculated with data available by 04/27/2015. Schools with Students Like Ours with Poverty Indices of no more than 5% above or below the index for this district.

HIGH SCHOOL ASSESSMENT PROGRAM(HSAP) EXAM PASSAGE RATE(%): SECOND YEAR STUDENTS

	Our High School		High Schools with Students Like Ours	
	2013	2014	2013	2014
Passed 2 subtests (%)	82.6%	78.5%	79.4%	74.3%
Passed 1 subtest (%)	9.1%	10.6%	12.9%	16.6%
Passed no subtests (%)	8.3%	10.9%	7.7%	9.3%

HSAP PASSAGE RATE (%) BY SPRING 2014

	Our High School	High Schools with Students Like Ours
Passage Rate	92.5%	90.7%

ON-TIME GRADUATION RATE

	Our High School	High Schools with Students Like Ours
Number of students	321	247
Number of diplomas	246	187
Rate (%)	76.6%	76.0%

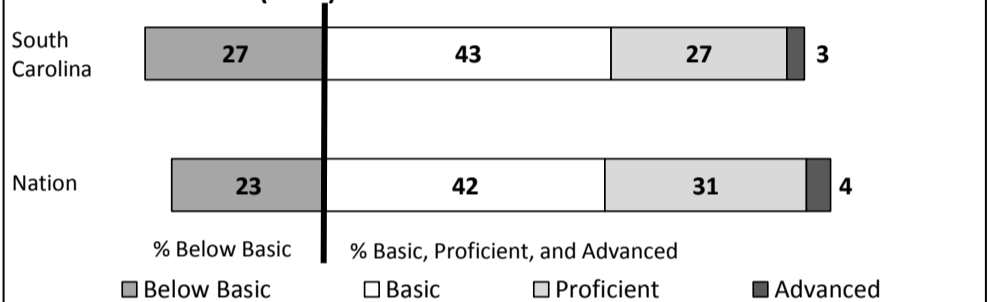
END OF COURSE TESTS - 2014

% of students scoring 70 or above on:	Our High School	High Schools with Students Like Ours
Algebra 1/Math for the Technologies 2	92.6%	79.7%
English 1	83.9%	70.2%
Biology 1/Applied Biology 2	88.9%	76.5%
US History and the Constitution	84.3%	59.4%
All Tests	87.4%	69.9%


NAEP*

*Performance reported for SC and nation, data not available at school level. Percentages at NAEP Achievement Levels.


READING - GRADE 8 (2013)



MATH - GRADE 8 (2013)



SCIENCE - GRADE 8 (2011)



SC PERFORMANCE VISION

By 2020 all students will graduate with the knowledge and skills necessary to compete successfully in the global economy, participate in a democratic society and contribute positively as members of families and communities.

Abbreviations Key

N/A-Not Applicable

N/AV-Not Available

N/C-Not Collected

N/R-Not Reported

I/S-Insufficient Sample

TBD-To Be Determined

**Myrtle Beach High School
HORRY**

SCHOOL PROFILE

	Our School	Change from Last Year	High Schools with Students Like Ours	Median High School
Students (n = 1,203)				
Retention Rate	2.3%	Down from 2.7%	3.3%	3.0%
Attendance Rate	96.4%	Up from 95.7%	96.3%	96.2%
Served by gifted and talented program	29.5%	Down from 32.7%	16.5%	17.7%
With disabilities	13.3%	Up from 13.1%	11.7%	11.5%
Older than usual for grade	7.1%	Down from 8.1%	7.6%	7.1%
Out-of-school suspensions or expulsions for violent and/or criminal offenses	4.5%	No change	0.9%	1.1%
Enrolled in AP/IB programs	29.8%	Up from 21.0%	15.4%	15.4%
Successful on AP/IB exams	50.7%	Up from 48.0%	55.6%	52.8%
Eligible for LIFE Scholarship	25.5%	Down from 31.9%	32.3%	30.6%
Career/technology students in co-curricular organizations	13.4%	Up from 12.1%	5.3%	5.3%
Enrollment in career/technology courses	613	Down from 620	364	423
Career/technology students attaining technical skills	79.7%	Down from 81.7%	82.9%	84.5%
Annual dropout rate	2.7%	Up from 2.6%	2.7%	2.1%

Teachers (n = 64)				
Teachers with advanced degrees	54.7%	Up from 49.3%	66.1%	64.3%
Continuing contract teachers	78.1%	Up from 75.4%	80.7%	77.3%
Teachers returning from previous year	89.4%	No change	87.9%	85.5%
Teacher attendance rate	94.8%	Up from 94.4%	95.4%	95.5%
Average teacher salary*	\$52,776	Up 3.3%	\$48,896	\$48,414
Classes not taught by highly qualified teachers	1.4%	Up from 1.1%	1.9%	3.0%
Professional development days/teacher	17.8 days	Down from 18.8 days	10.1 days	10.0 days

School				
Principal's years at school	1.0	Down from 10.5	3.0	3.0
Student-teacher ratio in core subjects	34.7 to 1	Up from 32.0 to 1	27.5 to 1	26.0 to 1
Prime instructional time	87.8%	Up from 87.6%	90.3%	90.3%
Dollars spent per pupil**	\$8,992	Up 0.7%	\$7,924	\$8,238
Percent expenditures for teacher salaries**	54.8%	Up from 54.0%	57.5%	56.9%
Percent of expenditures for instruction**	55.3%	Down from 57.0%	58.7%	58.0%
Opportunities in the arts	Excellent	No change	Good	Excellent
SACS accreditation	Yes	No change	Yes	Yes
Parents attending conferences	99.8%	Up from 87.4%	99.5%	98.7%
Character development program	Excellent	No change	Good	Good
ESEA composite index score	81.7	Down from 84.0	84.1	84.1

* Length of contract = 185+ days.

**Prior year audited financial data available.

EVALUATION RESULTS

	Teachers	Students*	Parents*
Number of surveys returned	45	117	8
Percent satisfied with learning environment	93.3%	74.4%	I/S
Percent satisfied with social and physical environment	93.4%	80.5%	I/S
Percent satisfied with school-home relations	76.7%	79.7%	I/S

* Only eleventh grade students and their parents were included. For schools without grade eleven, only the highest grade was included.

Comprehensive detail, including definitions of ratings, performance criteria, and explanations of status, is available on www.ed.sc.gov and www.eoc.sc.gov as well as school and school district websites.

Printed versions are available from school districts upon request.

REPORT OF PRINCIPAL AND SCHOOL IMPROVEMENT COUNCIL

Myrtle Beach High School is once again pleased to share with you our school School Report Card data representing the progress made by our school. Our theme for the year was "Turning up the Heat at the Beach!" More than 63% of our graduating class maintained a 3.0 GPA or higher. The MBHS Class of 2014 boasted a Presidential Scholar, two National Merit Scholars, military appointments to the Naval and Air Force Academies, and more than \$6.8 million dollars awarded in scholarships. We continue to focus on providing a rigorous curriculum, leadership development, attendance, reducing retentions, drop-outs, and discipline referrals. MBHS was recognized by the US News and World Report as "One of America's Best High Schools". MBHS also earned a "Palmetto Gold" award for excellence in general performance for the second year in a row from the SC Department of Education. MBHS's Technology Academy officially became a member of the New Tech Network. This partnership offers tremendous support and resources to enhance and expand our project/problem-based instructional model. MBHS is the only Horry County high school offering this unique instructional approach. The program is characterized by one to one computing in a collaborative setting designed to develop student agency, collaboration, oral and written communication, and knowledge and thinking skills where the teacher functions as a facilitator to the learning. With an emphasis on 21st century learning skills, student growth was noted in teamwork, collaboration, critical thinking, and problem-solving skills. Student achievement on HSAP and EOC assessments was above the 85th percentile. Seventy-five 11th grade students in English III and US History also incorporated the PBL model to embrace common standards and competencies within the courses to help improve EOC scores in US History. 158 students were enrolled in 8 Advanced Placement courses and took 215 AP exams through the College Board. MBHS utilizes assessment and achievement data to guide instructional practice, professional development, and scheduling. Our faculty developed and utilized innovative scheduling throughout the year to increase the level of student academic support including a built-in tutorial period within the school day. Our teachers provide tutorial services and after school attendance make-up is offered for students needing to complete missed instructional time. Workshops were offered for SAT, ACT, HSAP, and EOC throughout the year by staff members. Extracurricular activities are an integral part of student growth. A variety of clubs and organizations continue to thrive at MBHS including: Student Government, Covey Lighthouse Team, Academic Team, NJROTC Drill Team, Key Club, DECA, HOSA, National Honor Society, Beta Club, Art Honor Society, and the National Technical Honor Society. Our fine and performing arts program represents approximately 25% of our student body in the areas of band, orchestra, art, and drama. The MBHS Orchestra continues to receive superior ratings and our visual arts program is rated highly in our county. The Fine Arts Department presented "The Wizard of Oz". The first full musical production at MBHS in many years. Our varsity athletic teams remain strong competitors in all areas with all but one competing in post-season play. Our SEAHAWK Varsity Football team earned the 2013 State AAA Championship. MBHS also earned an individual state championship in swimming. School-Community partnerships continue to be a strength at MBHS. Our School Improvement Council, PTSO, and parent volunteers play a vital role in our strategic planning. The local advisor

Abbreviations Key

N/A-Not Applicable

N/AV-Not Available

N/C-Not Collected

N/R-Not Reported

I/S-Insufficient Sample

TBD-To Be Determined