



SC Annual School Report Card Summary

Loris High School
HORRY

Grades: 9-12

Enrollment: 783

Principal: Dirk Gurley

Superintendent: Dr. Cynthia Elsberry

Board Chair: Joe DeFeo

PERFORMANCE

Comprehensive detail, including definitions of ratings, performance criteria, and explanations of status, is available on www.ed.sc.gov and www.eoc.sc.gov as well as school and school district websites. Printed versions are available from school districts upon request.

YEAR	ABSOLUTE RATING	GROWTH RATING	PALMETTO GOLD AND SILVER AWARD		ESEA/FEDERAL ACCOUNTABILITY RATING SYSTEM	
			General Performance	Closing the Gap	ESEA Grade	Accountability Indicator
2014	Good	At-Risk	TBD	TBD	B	N/A
2013	Excellent	Excellent	GOLD	GOLD	A	Reward
2012	Excellent	Average	GOLD	N/A	C	N/A

ABSOLUTE RATING OF HIGH SCHOOLS WITH STUDENTS LIKE OURS*

EXCELLENT	GOOD	AVERAGE	BELOW AVERAGE	AT-RISK
7	16	11	0	0

* Ratings are calculated with data available by 04/27/2015. Schools with Students Like Ours with Poverty Indices of no more than 5% above or below the index for this district.

HIGH SCHOOL ASSESSMENT PROGRAM(HSAP) EXAM PASSAGE RATE(%): SECOND YEAR STUDENTS

	Our High School		High Schools with Students Like Ours	
	2013	2014	2013	2014
Passed 2 subtests (%)	83.2%	72.9%	71.8%	69.3%
Passed 1 subtest (%)	9.2%	19.1%	16.4%	19.7%
Passed no subtests (%)	7.7%	8.0%	12.6%	12.0%

HSAP PASSAGE RATE (%) BY SPRING 2014

	Our High School	High Schools with Students Like Ours
Passage Rate	90.6%	90.2%

ON-TIME GRADUATION RATE

	Our High School	High Schools with Students Like Ours
Number of students	206	157
Number of diplomas	162	124
Rate (%)	78.6%	78.7%

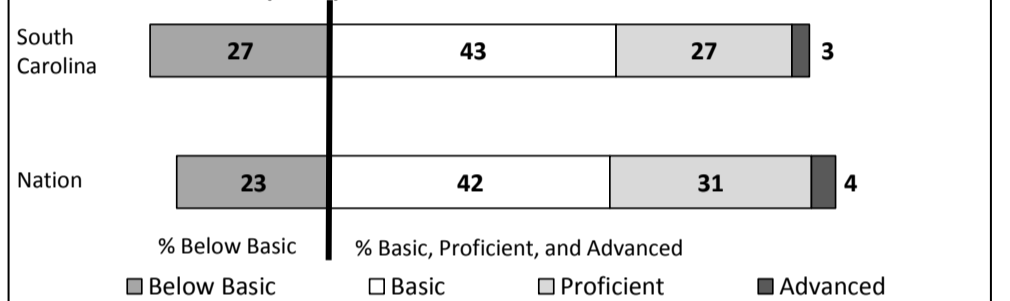
END OF COURSE TESTS - 2014

% of students scoring 70 or above on:	Our High School	High Schools with Students Like Ours
Algebra 1/Math for the Technologies 2	82.8%	74.8%
English 1	73.6%	64.5%
Biology 1/Applied Biology 2	86.3%	69.4%
US History and the Constitution	63.3%	54.8%
All Tests	75.3%	65.6%


NAEP*

*Performance reported for SC and nation, data not available at school level. Percentages at NAEP Achievement Levels.


READING - GRADE 8 (2013)



MATH - GRADE 8 (2013)



SCIENCE - GRADE 8 (2011)



SC PERFORMANCE VISION

By 2020 all students will graduate with the knowledge and skills necessary to compete successfully in the global economy, participate in a democratic society and contribute positively as members of families and communities.

Abbreviations Key

N/A-Not Applicable

N/AV-Not Available

N/C-Not Collected

N/R-Not Reported

I/S-Insufficient Sample

TBD-To Be Determined

**Loris High School
HORRY**

SCHOOL PROFILE

	Our School	Change from Last Year	High Schools with Students Like Ours	Median High School
Students (n = 783)				
Retention Rate	3.3%	Up from 2.2%	3.5%	3.0%
Attendance Rate	95.6%	Up from 95.5%	96.1%	96.2%
Served by gifted and talented program	25.7%	Down from 26.5%	15.0%	17.7%
With disabilities	18.8%	Up from 18.7%	13.0%	11.5%
Older than usual for grade	5.0%	Up from 4.6%	8.9%	7.1%
Out-of-school suspensions or expulsions for violent and/or criminal offenses	3.1%	Down from 4.4%	1.0%	1.1%
Enrolled in AP/IB programs	12.6%	Down from 13.3%	7.6%	15.4%
Successful on AP/IB exams	52.6%	Down from 56.0%	28.8%	52.8%
Eligible for LIFE Scholarship	23.6%	Down from 30.3%	30.2%	30.6%
Career/technology students in co-curricular organizations	42.2%	Down from 42.6%	12.0%	5.3%
Enrollment in career/technology courses	441	Up from 394	323	423
Career/technology students attaining technical skills	75.3%	Down from 85.0%	83.3%	84.5%
Annual dropout rate	2.0%	Up from 1.8%	2.1%	2.1%

Teachers (n = 48)				
Teachers with advanced degrees	68.8%	Up from 63.8%	60.0%	64.3%
Continuing contract teachers	85.4%	Up from 80.9%	73.3%	77.3%
Teachers returning from previous year	90.7%	Up from 87.5%	83.4%	85.5%
Teacher attendance rate	94.5%	Up from 94.4%	95.4%	95.5%
Average teacher salary*	\$55,822	Up 0.7%	\$47,232	\$48,414
Classes not taught by highly qualified teachers	1.3%	Up from 1.0%	2.7%	3.0%
Professional development days/teacher	23.8 days	Up from 8.9 days	11.0 days	10.0 days

School				
Principal's years at school	5.0	Up from 4.0	4.0	3.0
Student-teacher ratio in core subjects	8.8 to 1	N/A	24.5 to 1	26.0 to 1
Prime instructional time	88.3%	Up from 87.9%	89.6%	90.3%
Dollars spent per pupil**	\$11,264	Up 5.9%	\$9,125	\$8,238
Percent expenditures for teacher salaries**	53.5%	Up from 53.0%	53.6%	56.9%
Percent of expenditures for instruction**	53.8%	Down from 56.0%	54.0%	58.0%
Opportunities in the arts	Good	No change	Good	Excellent
SACS accreditation	Yes	No change	Yes	Yes
Parents attending conferences	74.6%	Down from 97.0%	99.2%	98.7%
Character development program	Excellent	No change	Good	Good
ESEA composite index score	84.1	Down from 92.7	82.7	84.1

* Length of contract = 185+ days.

**Prior year audited financial data available.

EVALUATION RESULTS

	Teachers	Students*	Parents*
Number of surveys returned	52	83	15
Percent satisfied with learning environment	96.1%	71.1%	100.0%
Percent satisfied with social and physical environment	94.3%	85.0%	100.0%
Percent satisfied with school-home relations	82.7%	86.6%	93.4%

* Only eleventh grade students and their parents were included. For schools without grade eleven, only the highest grade was included.

Comprehensive detail, including definitions of ratings, performance criteria, and explanations of status, is available on www.ed.sc.gov and www.eoc.sc.gov as well as school and school district websites.

Printed versions are available from school districts upon request.

REPORT OF PRINCIPAL AND SCHOOL IMPROVEMENT COUNCIL

As excited as we were about the 2012-2013 school year, we are equally proud of the accomplishments of Loris High School during the 2013-2014 school year. This is indicative of a faculty/staff and a community which values the education of each and every student. Further, it illustrates exactly what students are capable of accomplishing when expectations are high and a rigorous, relevant and challenging curriculum is presented each and every day. We are very blessed with a School Improvement Council which assists us in formulating our vision as well as helping us decide how best to implement these plans. With strong district support, Loris High School was able to accomplish many goals during the 2013-2014 school year. Some of these are: LHS achieved an Absolute Rating of Excellent on the 2013 School Report Card; LHS achieved a Growth Rating of Excellent on the 2013 School Report Card; LHS once again was recognized as a Palmetto Gold Award winner by the State of SC for general performance; the Graduation Rate once again increased to 84.1%; the ESEA/Federal Accountability Grade for LHS was an "A", which means performance substantially exceeds the state's expectation; LHS was recognized as a Title One Reward School for progress; LHS was recognized as a Palmetto Gold Award winner for closing the achievement gap; over 90% of our parents indicated they are satisfied with the learning environment; our composite score for End of Course Tests was 20% higher than other schools in SC with students like ours as reported on the State School Report Card; and our new Medical Magnet Program experienced a very successful first year ☺

☺ Loris High School continues to demonstrate what is possible when a school has great teachers and strong consistent community support. The Loris community continues to provide support in the form of encouragement as well as monetary means. Our Booster Clubs continue to support many activities and sports at LHS and through this support many students are afforded the opportunity to participate in extracurricular activities. Above all, the community and the school values education first, attempting to equip each and every student with the skills to be successful in life. Programs such as Extended Options, EOC Reviews and Gear Up continue to afford students the opportunities needed to be successful in their academics. Transportation is provided for all these programs. Further, LHS will continue to incorporate Character Education for students and staff on a daily basis. ☺

☺ Finally, next year, through the vision of the Board of Education and our District Administration, each student will be issued their own personal technology device. LHS has been preparing for this day for the past year as we have trained as a faculty on how to best implement this technology into the daily curriculum. New Blended Learning Strategies will be incorporated which will change the way our classrooms look as well as the way instruction is delivered. We are anxiously anticipating how these strategies will actively engage more students in the learning process. It is going to be a great year for LHS! ☺

☺ Dirk Gurley, Principal ☺

☺ Pamela Harrelson, SIC Chair

Abbreviations Key

N/A-Not Applicable

N/AV-Not Available

N/C-Not Collected

N/R-Not Reported

I/S-Insufficient Sample

TBD-To Be Determined