



SC Annual School Report Card Summary

North Myrtle Beach High
HORRY
 Grades: 9-12 Enrollment: 1,289
 Principal: Trevor Strawderman
 Superintendent: Dr. Cynthia Elsberry
 Board Chair: Joe DeFeo

PERFORMANCE

Comprehensive detail, including definitions of ratings, performance criteria, and explanations of status, is available on www.ed.sc.gov and www.eoc.sc.gov as well as school and school district websites. Printed versions are available from school districts upon request.

YEAR	ABSOLUTE RATING	GROWTH RATING	PALMETTO GOLD AND SILVER AWARD		ESEA/FEDERAL ACCOUNTABILITY RATING SYSTEM	
			General Performance	Closing the Gap	ESEA Grade	Accountability Indicator
2014	Excellent	Good	TBD	TBD	B	N/A
2013	Excellent	Excellent	GOLD	N/A	C	N/A
2012	Excellent	Good	GOLD	N/A	B	N/A

ABSOLUTE RATING OF HIGH SCHOOLS WITH STUDENTS LIKE OURS*

EXCELLENT	GOOD	AVERAGE	BELOW AVERAGE	AT-RISK
29	15	5	1	4

* Ratings are calculated with data available by 04/27/2015. Schools with Students Like Ours with Poverty Indices of no more than 5% above or below the index for this district.

HIGH SCHOOL ASSESSMENT PROGRAM(HSAP) EXAM PASSAGE RATE(%): SECOND YEAR STUDENTS

	Our High School		High Schools with Students Like Ours	
	2013	2014	2013	2014
Passed 2 subtests (%)	85.9%	79.9%	78.9%	74.3%
Passed 1 subtest (%)	6.9%	12.1%	13.4%	16.6%
Passed no subtests (%)	7.2%	8.0%	8.1%	9.3%

HSAP PASSAGE RATE (%) BY SPRING 2014

	Our High School	High Schools with Students Like Ours
Passage Rate	96.6%	90.7%

ON-TIME GRADUATION RATE

	Our High School	High Schools with Students Like Ours
Number of students	336	247
Number of diplomas	278	187
Rate (%)	82.7%	76.0%

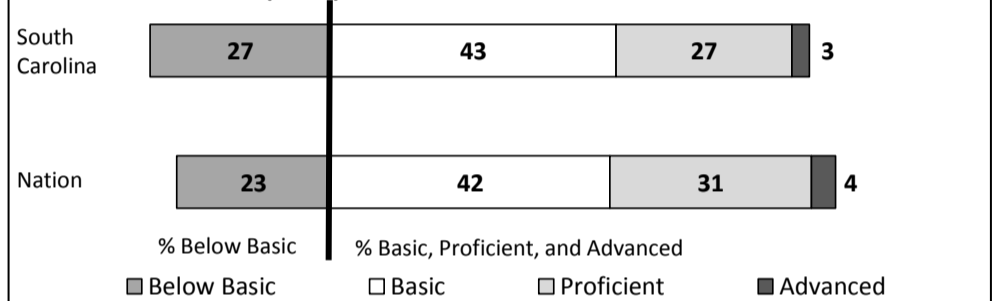
END OF COURSE TESTS - 2014

% of students scoring 70 or above on:	Our High School	High Schools with Students Like Ours
Algebra 1/Math for the Technologies 2	93.0%	79.7%
English 1	85.9%	70.2%
Biology 1/Applied Biology 2	83.4%	76.5%
US History and the Constitution	71.1%	59.4%
All Tests	82.8%	69.9%


NAEP*

*Performance reported for SC and nation, data not available at school level. Percentages at NAEP Achievement Levels.


READING - GRADE 8 (2013)



MATH - GRADE 8 (2013)



SCIENCE - GRADE 8 (2011)



SC PERFORMANCE VISION

By 2020 all students will graduate with the knowledge and skills necessary to compete successfully in the global economy, participate in a democratic society and contribute positively as members of families and communities.

Abbreviations Key

N/A-Not Applicable N/AV-Not Available N/C-Not Collected N/R-Not Reported I/S-Insufficient Sample TBD-To Be Determined

**North Myrtle Beach High
HORRY**

SCHOOL PROFILE

	Our School	Change from Last Year	High Schools with Students Like Ours	Median High School
Students (n = 1,289)				
Retention Rate	3.5%	Up from 3.2%	3.3%	3.0%
Attendance Rate	96.7%	Up from 95.7%	96.3%	96.2%
Served by gifted and talented program	29.9%	Down from 31.6%	16.5%	17.7%
With disabilities	11.9%	Down from 13.1%	11.7%	11.5%
Older than usual for grade	6.5%	Down from 6.8%	7.6%	7.1%
Out-of-school suspensions or expulsions for violent and/or criminal offenses	1.9%	Down from 2.1%	0.9%	1.1%
Enrolled in AP/IB programs	29.7%	Down from 29.8%	15.4%	15.4%
Successful on AP/IB exams	58.2%	Up from 58.0%	55.6%	52.8%
Eligible for LIFE Scholarship	51.7%	Up from 47.6%	32.3%	30.6%
Career/technology students in co-curricular organizations	0.0%	No change	5.3%	5.3%
Enrollment in career/technology courses	557	Up from 517	364	423
Career/technology students attaining technical skills	91.3%	Up from 88.5%	82.9%	84.5%
Annual dropout rate	3.6%	Down from 4.4%	2.7%	2.1%

Teachers (n = 63)				
Teachers with advanced degrees	69.8%	Up from 63.5%	66.1%	64.3%
Continuing contract teachers	79.4%	Down from 82.5%	80.7%	77.3%
Teachers returning from previous year	89.1%	Up from 86.7%	87.9%	85.5%
Teacher attendance rate	95.4%	Up from 94.9%	95.4%	95.5%
Average teacher salary*	\$53,638	Down 0.2%	\$48,896	\$48,414
Classes not taught by highly qualified teachers	4.0%	Up from 1.6%	1.9%	3.0%
Professional development days/teacher	14.0 days	Down from 17.2 days	10.1 days	10.0 days

School				
Principal's years at school	5.0	Up from 4.0	3.0	3.0
Student-teacher ratio in core subjects	33.3 to 1	Down from 36.9 to 1	27.5 to 1	26.0 to 1
Prime instructional time	91.0%	Up from 89.2%	90.3%	90.3%
Dollars spent per pupil**	\$8,636	Up 0.5%	\$7,924	\$8,238
Percent expenditures for teacher salaries**	52.5%	Up from 52.0%	57.5%	56.9%
Percent of expenditures for instruction**	53.1%	Down from 55.0%	58.7%	58.0%
Opportunities in the arts	Good	No change	Good	Excellent
SACS accreditation	Yes	No change	Yes	Yes
Parents attending conferences	99.2%	Up from 99.0%	99.5%	98.7%
Character development program	Unsatisfactory	Down from Good	Good	Good
ESEA composite index score	87.0	Up from 76.8	84.1	84.1

* Length of contract = 185+ days.

**Prior year audited financial data available.

EVALUATION RESULTS

	Teachers	Students*	Parents*
Number of surveys returned	76	130	58
Percent satisfied with learning environment	94.7%	73.1%	86.2%
Percent satisfied with social and physical environment	97.5%	86.8%	86.0%
Percent satisfied with school-home relations	89.7%	90.7%	80.7%

* Only eleventh grade students and their parents were included. For schools without grade eleven, only the highest grade was included.

Comprehensive detail, including definitions of ratings, performance criteria, and explanations of status, is available on www.ed.sc.gov and www.eoc.sc.gov as well as school and school district websites.

Printed versions are available from school districts upon request.

**REPORT OF PRINCIPAL AND SCHOOL
IMPROVEMENT COUNCIL**

The 2013-2014 school year found NMBHS continuing the quest for excellence, with achievements both academically and athletically. ☐

☐

North Myrtle Beach High was ranked second in the "Schools Like Us" section of the school report card, with an Excellent rating in both Absolute and Growth. We received the Palmetto Gold Award for our school report card performance. US News and World Reports named NMBHS a Bronze Winner for Best High Schools. Our Teacher of the Year, Lesley Etherson, advanced as a Top 5 Finalist in the district. Doris Bessent, who represented as Support Staff of the Year, was also a Top 5 Finalist.☐

☐

SAT scores for NMBHS were above the district, state and national levels. Our AP scores were above State and global averages. The graduating class of 286 earned over \$9.3 million in scholarships, with twelve Palmetto Fellows scholarships being awarded, seventy-five qualifying for 4 year and seventy-three for 2 year LIFE scholarships, and twenty-nine qualifying for HOPE scholarships. Our EOC scores rose again this year, with marked increases in English and Algebra.☐

☐

The NMBHS Mock Trial Team repeated as State Champions, finishing second in the national competition. In sports, 13 teams participated in the playoffs, with Region Champions in Girls' Swimming, Volleyball, Softball, Girls' Track & Field and Boys' Golf. Our volleyball team won the Lower State Championship. Our football team had the best record in school history.☐

☐

North Myrtle Beach High School is an outstanding high school with a very rich history. We look forward to continued collaboration with the community and school stakeholders in order to produce one of the premier schools in our nation.☐

☐

Trevor Strawderman, Principal☐

☐

Sona McIntyre, School Improvement Council

Abbreviations Key

N/A-Not Applicable

N/AV-Not Available

N/C-Not Collected

N/R-Not Reported

I/S-Insufficient Sample

TBD-To Be Determined