



SC Annual School Report Card Summary

Aynor High School

HORRY

Grades: 9-12

Enrollment: 807

Principal: Janet Lawrence-Patten

Superintendent: Dr. Cynthia Elsberry

Board Chair: Joe DeFeo

PERFORMANCE

Comprehensive detail, including definitions of ratings, performance criteria, and explanations of status, is available on www.ed.sc.gov and www.eoc.sc.gov as well as school and school district websites. Printed versions are available from school districts upon request.

YEAR	ABSOLUTE RATING	GROWTH RATING	PALMETTO GOLD AND SILVER AWARD		ESEA/FEDERAL ACCOUNTABILITY RATING SYSTEM	
			General Performance	Closing the Gap	ESEA Grade	Accountability Indicator
2014	Excellent	Excellent	TBD	TBD	A	N/A
2013	Excellent	Good	GOLD	N/A	A	N/A
2012	Excellent	Excellent	GOLD	N/A	A	N/A

ABSOLUTE RATING OF HIGH SCHOOLS WITH STUDENTS LIKE OURS*

EXCELLENT	GOOD	AVERAGE	BELOW AVERAGE	AT-RISK
27	10	3	1	3

* Ratings are calculated with data available by 04/27/2015. Schools with Students Like Ours with Poverty Indices of no more than 5% above or below the index for this district.

HIGH SCHOOL ASSESSMENT PROGRAM(HSAP) EXAM PASSAGE RATE(%): SECOND YEAR STUDENTS

	Our High School		High Schools with Students Like Ours	
	2013	2014	2013	2014
Passed 2 subtests (%)	88.9%	80.6%	80.9%	75.2%
Passed 1 subtest (%)	6.7%	13.7%	12.2%	16.2%
Passed no subtests (%)	4.4%	5.7%	6.8%	8.8%

HSAP PASSAGE RATE (%) BY SPRING 2014

	Our High School	High Schools with Students Like Ours
Passage Rate	97.0%	90.7%

ON-TIME GRADUATION RATE

	Our High School	High Schools with Students Like Ours
Number of students	185	249
Number of diplomas	156	193
Rate (%)	84.3%	75.8%

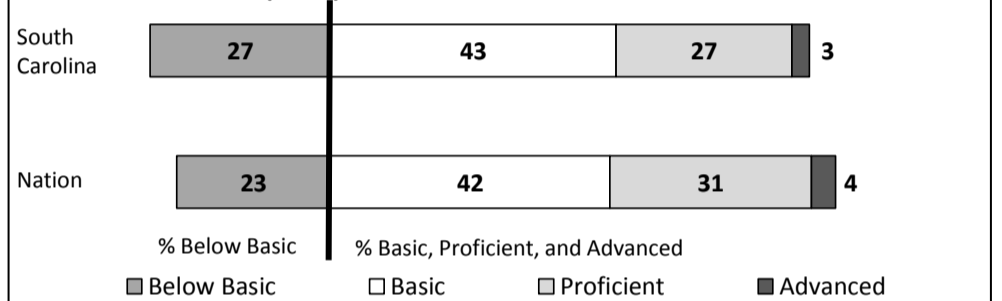
END OF COURSE TESTS - 2014

% of students scoring 70 or above on:	Our High School	High Schools with Students Like Ours
Algebra 1/Math for the Technologies 2	93.8%	81.5%
English 1	74.0%	71.8%
Biology 1/Applied Biology 2	81.5%	77.3%
US History and the Constitution	87.2%	61.1%
All Tests	83.8%	71.4%


NAEP*

*Performance reported for SC and nation, data not available at school level. Percentages at NAEP Achievement Levels.


READING - GRADE 8 (2013)



MATH - GRADE 8 (2013)



SCIENCE - GRADE 8 (2011)



SC PERFORMANCE VISION

By 2020 all students will graduate with the knowledge and skills necessary to compete successfully in the global economy, participate in a democratic society and contribute positively as members of families and communities.

Abbreviations Key

N/A-Not Applicable

N/AV-Not Available

N/C-Not Collected

N/R-Not Reported

I/S-Insufficient Sample

TBD-To Be Determined

**Aynor High School
HORRY**

SCHOOL PROFILE

	Our School	Change from Last Year	High Schools with Students Like Ours	Median High School
Students (n = 807)				
Retention Rate	1.4%	Down from 1.9%	3.0%	3.0%
Attendance Rate	95.9%	Up from 95.3%	96.3%	96.2%
Served by gifted and talented program	27.5%	Down from 30.7%	18.1%	17.7%
With disabilities	15.8%	Down from 16.0%	11.5%	11.5%
Older than usual for grade	5.7%	Up from 4.4%	7.1%	7.1%
Out-of-school suspensions or expulsions for violent and/or criminal offenses	5.0%	Up from 3.6%	1.1%	1.1%
Enrolled in AP/IB programs	25.6%	Down from 31.6%	15.8%	15.4%
Successful on AP/IB exams	59.9%	Up from 52.7%	55.6%	52.8%
Eligible for LIFE Scholarship	32.9%	Down from 57.7%	31.3%	30.6%
Career/technology students in co-curricular organizations	13.1%	Down from 15.1%	3.4%	5.3%
Enrollment in career/technology courses	495	Up from 478	418	423
Career/technology students attaining technical skills	92.1%	Up from 89.9%	83.1%	84.5%
Annual dropout rate	2.6%	Down from 3.5%	2.8%	2.1%

Teachers (n = 47)				
Teachers with advanced degrees	76.6%	Up from 71.7%	66.7%	64.3%
Continuing contract teachers	91.5%	Up from 84.8%	82.7%	77.3%
Teachers returning from previous year	92.1%	Down from 92.8%	88.0%	85.5%
Teacher attendance rate	94.6%	Up from 94.1%	95.7%	95.5%
Average teacher salary*	\$59,132	Up 1.3%	\$49,158	\$48,414
Classes not taught by highly qualified teachers	2.0%	Up from 1.7%	1.5%	3.0%
Professional development days/teacher	17.2 days	Up from 12.2 days	10.5 days	10.0 days

School				
Principal's years at school	2.0	Up from 1.0	4.0	3.0
Student-teacher ratio in core subjects	27.7 to 1	Up from 27.4 to 1	27.6 to 1	26.0 to 1
Prime instructional time	88.0%	Up from 85.9%	90.5%	90.3%
Dollars spent per pupil**	\$11,044	Down 0.8%	\$7,814	\$8,238
Percent expenditures for teacher salaries**	52.2%	Up from 52.0%	57.1%	56.9%
Percent of expenditures for instruction**	52.9%	Down from 55.0%	58.1%	58.0%
Opportunities in the arts	Good	No change	Excellent	Excellent
SACS accreditation	Yes	No change	Yes	Yes
Parents attending conferences	96.4%	Up from 93.9%	98.5%	98.7%
Character development program	Average	No change	Good	Good
ESEA composite index score	92.7	Down from 94.5	85.3	84.1

* Length of contract = 185+ days.

**Prior year audited financial data available.

EVALUATION RESULTS

	Teachers	Students*	Parents*
Number of surveys returned	38	125	48
Percent satisfied with learning environment	79.0%	90.4%	95.9%
Percent satisfied with social and physical environment	100.0%	91.2%	93.8%
Percent satisfied with school-home relations	89.8%	88.0%	74.4%

* Only eleventh grade students and their parents were included. For schools without grade eleven, only the highest grade was included.

Comprehensive detail, including definitions of ratings, performance criteria, and explanations of status, is available on www.ed.sc.gov and www.eoc.sc.gov as well as school and school district websites.

Printed versions are available from school districts upon request.

REPORT OF PRINCIPAL AND SCHOOL IMPROVEMENT COUNCIL

Aynor High School's faculty, staff, administration and SIC are pleased to issue a report of accomplishments for the school year 2013-14. Aynor High School earned a South Carolina Palmetto Gold Award; and for the 3rd consecutive year earned a Silver Award for US News Best High Schools, ranking #12 among South Carolina high schools. Our senior class earned more than \$3 million in scholarship money. Aynor High School's International Baccalaureate Program increased in numbers this year with 70 students pursuing the IB certificate or diploma. AHS anticipates 12 students on the IB diploma track for the school year 2014-15. Our students earned the following scholastic awards: 25 PLAN Scholars; 2 students accepted to the Governor's School for Arts & Humanities; 1 student accepted to the Governor's School for Science & Mathematics; 3 students earned AP Scholars Awards; 2 students earned AP Scholars with Distinction Awards; and 11 Palmetto Fellows recipients. ☐

As a "High Schools That Work" (HSTW) school, our administration and faculty focused on four key practices: setting high expectations, implementing rigor and relevance in the classroom, teachers working together, and aligning assessments. Throughout the school year, administration, faculty, staff, and students have met collaboratively to focus on the HSTW key practices, state end-of-course tests, our state's exit exam, and strategies for meeting the needs of our students as learners and our teachers as instructional leaders. Aynor High School continues to hold its faculty, staff, students, and administration accountable for increasing student achievement in all areas – academic and otherwise. ☐

Increasing rigor and expectations prompted our students to successfully compete on higher levels both in and out of the classroom. Our chorus program had fifteen students to participate in All State Chorus; and forty-four students to participate in All County Chorus. Our band and orchestra programs earned several superior ratings for performances, and set a school record for the number of students who were selected to the All County and All State levels. The band also earned the Outstanding Performance Award (OPA). AHS student-athletes and coaches won numerous athletic competitions on the local, district and state level, and several of our athletes received academic awards and scholarships along with athletic recognitions. The Competitive Cheer team won the Division VIII AA Region Championship and the Lower State Championship. Our Family and Consumer Science teacher was named The South Carolina Association of Teachers of Family and Consumer Sciences (SCATFACS) Teacher of the year. ☐

Successes such as these are only accomplished with the cooperation, dedication and hard work of all stakeholders—students, teachers, staff, administrators, parents and community. We look forward to the coming year while remembering with gratitude those who have helped shape AHS into such a fine school! ☐

Respectfully submitted, ☐

Janet Lawrence-Patten, Principal ☐

Diane Bagnol, AHS School Improvement Council Chairperson

Abbreviations Key

N/A-Not Applicable

N/AV-Not Available

N/C-Not Collected

N/R-Not Reported

I/S-Insufficient Sample

TBD-To Be Determined