



# SC Annual School Report Card Summary

Waccamaw High School  
 GEORGETOWN COUNTY  
 Grades: 9-12 Enrollment: 818  
 Principal: Dr. David M. Hammel  
 Superintendent: Dr. H. Randall Dozier  
 Board Chair: Mr. Jim Dumm

## PERFORMANCE

Comprehensive detail, including definitions of ratings, performance criteria, and explanations of status, is available on [www.ed.sc.gov](http://www.ed.sc.gov) and [www.eoc.sc.gov](http://www.eoc.sc.gov) as well as school and school district websites. Printed versions are available from school districts upon request.

YEAR	ABSOLUTE RATING	GROWTH RATING	PALMETTO GOLD AND SILVER AWARD		ESEA/FEDERAL ACCOUNTABILITY RATING SYSTEM	
			General Performance	Closing the Gap	ESEA Grade	Accountability Indicator
2014	Excellent	Excellent	TBD	TBD	A	N/A
2013	Excellent	Good	GOLD	N/A	A	N/A
2012	Excellent	Good	GOLD	N/A	B	N/A

### ABSOLUTE RATING OF HIGH SCHOOLS WITH STUDENTS LIKE OURS\*

EXCELLENT	GOOD	AVERAGE	BELOW AVERAGE	AT-RISK
11	0	0	0	0

\* Ratings are calculated with data available by 04/27/2015. Schools with Students Like Ours with Poverty Indices of no more than 5% above or below the index for this district.

### HIGH SCHOOL ASSESSMENT PROGRAM(HSAP) EXAM PASSAGE RATE(%): SECOND YEAR STUDENTS

	Our High School		High Schools with Students Like Ours	
	2013	2014	2013	2014
Passed 2 subtests (%)	88.4%	88.7%	90.6%	87.7%
Passed 1 subtest (%)	8.5%	9.4%	6.7%	9.8%
Passed no subtests (%)	3.0%	2.0%	3.5%	3.6%

### HSAP PASSAGE RATE (%) BY SPRING 2014

	Our High School	High Schools with Students Like Ours
Passage Rate	98.4%	96.4%

### ON-TIME GRADUATION RATE

	Our High School	High Schools with Students Like Ours
Number of students	194	337
Number of diplomas	169	300
Rate (%)	87.1%	89.1%

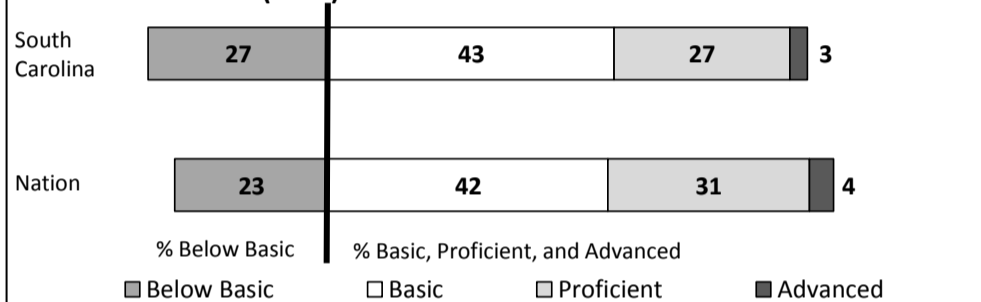
### END OF COURSE TESTS - 2014

% of students scoring 70 or above on:	Our High School	High Schools with Students Like Ours
Algebra 1/Math for the Technologies 2	74.5%	85.7%
English 1	86.7%	81.8%
Biology 1/Applied Biology 2	91.4%	89.3%
US History and the Constitution	74.2%	77.1%
All Tests	82.0%	84.0%


### NAEP\*

\*Performance reported for SC and nation, data not available at school level. Percentages at NAEP Achievement Levels.


#### READING - GRADE 8 (2013)



#### MATH - GRADE 8 (2013)



#### SCIENCE - GRADE 8 (2011)



### SC PERFORMANCE VISION

By 2020 all students will graduate with the knowledge and skills necessary to compete successfully in the global economy, participate in a democratic society and contribute positively as members of families and communities.

#### Abbreviations Key

N/A-Not Applicable    N/AV-Not Available    N/C-Not Collected    N/R-Not Reported    I/S-Insufficient Sample    TBD-To Be Determined

**Waccamaw High School  
GEORGETOWN COUNTY**

**SCHOOL PROFILE**

	Our School	Change from Last Year	High Schools with Students Like Ours	Median High School
<b>Students (n = 818)</b>				
Retention Rate	1.0%	Down from 1.1%	2.1%	3.0%
Attendance Rate	96.5%	Up from 91.9%	95.8%	96.2%
Served by gifted and talented program	41.4%	Down from 55.5%	35.3%	17.7%
With disabilities	8.1%	Down from 8.2%	8.3%	11.5%
Older than usual for grade	4.3%	Down from 5.5%	4.2%	7.1%
Out-of-school suspensions or expulsions for violent and/or criminal offenses	0.0%	No change	0.9%	1.1%
Enrolled in AP/IB programs	44.5%	Down from 60.5%	46.8%	15.4%
Successful on AP/IB exams	57.5%	Up from 49.0%	58.7%	52.8%
Eligible for LIFE Scholarship	39.3%	Down from 41.8%	39.3%	30.6%
Career/technology students in co-curricular organizations	0.0%	No change	0.0%	5.3%
Enrollment in career/technology courses	291	Down from 305	555	423
Career/technology students attaining technical skills	86.4%	Down from 87.8%	89.3%	84.5%
Annual dropout rate	1.6%	Up from 1.5%	1.0%	2.1%

<b>Teachers (n = 51)</b>				
Teachers with advanced degrees	60.8%	Down from 66.0%	69.4%	64.3%
Continuing contract teachers	70.6%	Up from 68.0%	82.1%	77.3%
Teachers returning from previous year	86.3%	Up from 84.9%	87.7%	85.5%
Teacher attendance rate	95.6%	Up from 95.2%	95.6%	95.5%
Average teacher salary*	\$46,272	Down 1.0%	\$49,827	\$48,414
Classes not taught by highly qualified teachers	1.3%	Down from 2.7%	2.2%	3.0%
Professional development days/teacher	17.5 days	Up from 12.6 days	9.5 days	10.0 days

<b>School</b>				
Principal's years at school	6.0	Up from 5.0	3.0	3.0
Student-teacher ratio in core subjects	23.5 to 1	Down from 24.4 to 1	28.4 to 1	26.0 to 1
Prime instructional time	87.8%	Up from 85.4%	90.0%	90.3%
Dollars spent per pupil**	\$7,786	Up 6.7%	\$7,786	\$8,238
Percent expenditures for teacher salaries**	58.7%	Up from 58.0%	58.7%	56.9%
Percent of expenditures for instruction**	59.4%	Down from 60.0%	59.5%	58.0%
Opportunities in the arts	Excellent	No change	Excellent	Excellent
SACS accreditation	Yes	No change	Yes	Yes
Parents attending conferences	97.5%	Down from 100.0%	98.8%	98.7%
Character development program	Excellent	Up from Good	Good	Good
ESEA composite index score	94.7	Up from 90.8	92.3	84.1

\* Length of contract = 185+ days.

\*\*Prior year audited financial data available.

**EVALUATION RESULTS**

	Teachers	Students*	Parents*
Number of surveys returned	21	159	26
Percent satisfied with learning environment	80.9%	58.5%	73.1%
Percent satisfied with social and physical environment	80.9%	67.9%	72.0%
Percent satisfied with school-home relations	81.0%	79.8%	68.0%

\* Only eleventh grade students and their parents were included. For schools without grade eleven, only the highest grade was included.

Comprehensive detail, including definitions of ratings, performance criteria, and explanations of status, is available on [www.ed.sc.gov](http://www.ed.sc.gov) and [www.eoc.sc.gov](http://www.eoc.sc.gov) as well as school and school district websites.

Printed versions are available from school districts upon request.

**REPORT OF PRINCIPAL AND SCHOOL IMPROVEMENT COUNCIL**

For the thirteenth year in a row, Waccamaw High School received the Palmetto Gold Award for overall achievement and an absolute rating of Excellent! Waccamaw High is a Red Carpet Award winner and won the prestigious Palmetto's Finest Award in 2008. Furthermore, Waccamaw High School's award winning student council was named State Student Council of the Year for a tenth consecutive year in the spring of 2014. Students at Waccamaw High School are provided a rigorous curriculum that includes nine Advanced Placement offerings, eight PACE-Program for Accelerated College Enrollment classes, and a multitude of high level honors classes.☐

☐ WHS is also fully accredited by the Southern Association of Colleges and Schools. Our main focus continues to be student academic achievement through the implementation of research based strategies, collaborative teaching, and rigorous common assessments. Our school consistently monitors and examines all data and uses this information to better plan our instruction and assessment to continuously improve student outcomes. Additionally, over 70% of our teaching staff has an advanced degree. ☐

☐ For 2013, our average SAT composite score was 1024 and our ACT average was 22. These impressive numbers were achieved with 60-70% of our graduating class participating in these assessments. Furthermore, over 40% of our senior class qualified for LIFE scholarships and our seniors' scholarship winnings totaled approximately 4.8 million dollars. Finally, over 89% of our students passed the HSAP on their first attempt and 99% of our students met all state requirements for a high school diploma in 2013-2014.☐

☐ WHS students are also excelling in numerous extra-curricular activities, service projects, and community organizations. In 2013-2014, our athletic teams won ten region championships and one state title. Furthermore, our band and chorus both achieved state wide recognition and our art and drama departments continue to shine with numerous awards and commendations. Finally, Waccamaw High School students are also active in their community, participating in a multitude of community service projects throughout the year. There is a strong connection between Waccamaw High School and our community and we will continue to nurture this invaluable partnership.☐

☐ Dr. David M. Hammel, Principal☐

☐ Robert Jones, SIC Chair

**Abbreviations Key**

**N/A**-Not Applicable

**N/AV**-Not Available

**N/C**-Not Collected

**N/R**-Not Reported

**I/S**-Insufficient Sample

**TBD**-To Be Determined