



SC Annual School Report Card Summary

Fairfield Central High School
 FAIRFIELD COUNTY
 Grades: 9-12 Enrollment: 797
 Principal: Tracie Swilley
 Superintendent: J.R. Green
 Board Chair: Beth Reid

PERFORMANCE

Comprehensive detail, including definitions of ratings, performance criteria, and explanations of status, is available on www.ed.sc.gov and www.eoc.sc.gov as well as school and school district websites. Printed versions are available from school districts upon request.

YEAR	ABSOLUTE RATING	GROWTH RATING	PALMETTO GOLD AND SILVER AWARD		ESEA/FEDERAL ACCOUNTABILITY RATING SYSTEM	
			General Performance	Closing the Gap	ESEA Grade	Accountability Indicator
2014	Average	Below Average	TBD	TBD	C	N/A
2013	Average	Average	N/A	N/A	D	N/A
2012	Average	Good	SILVER	N/A	F	N/A

ABSOLUTE RATING OF HIGH SCHOOLS WITH STUDENTS LIKE OURS*

EXCELLENT	GOOD	AVERAGE	BELOW AVERAGE	AT-RISK
5	5	20	9	3

* Ratings are calculated with data available by 04/27/2015. Schools with Students Like Ours with Poverty Indices of no more than 5% above or below the index for this district.

HIGH SCHOOL ASSESSMENT PROGRAM(HSAP) EXAM PASSAGE RATE(%): SECOND YEAR STUDENTS

	Our High School		High Schools with Students Like Ours	
	2013	2014	2013	2014
Passed 2 subtests (%)	64.6%	63.8%	68.7%	62.3%
Passed 1 subtest (%)	24.5%	24.2%	17.5%	23.2%
Passed no subtests (%)	10.9%	12.1%	16.6%	14.5%

HSAP PASSAGE RATE (%) BY SPRING 2014

	Our High School	High Schools with Students Like Ours
Passage Rate	85.9%	84.3%

ON-TIME GRADUATION RATE

	Our High School	High Schools with Students Like Ours
Number of students	207	120
Number of diplomas	160	89
Rate (%)	77.3%	72.1%

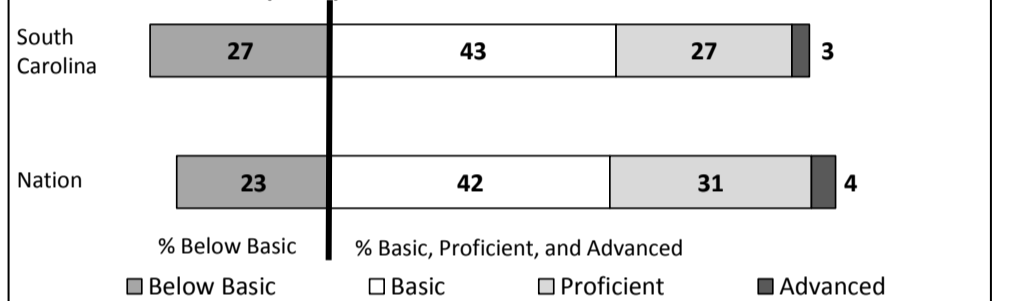
END OF COURSE TESTS - 2014

% of students scoring 70 or above on:	Our High School	High Schools with Students Like Ours
Algebra 1/Math for the Technologies 2	82.1%	70.0%
English 1	60.6%	52.7%
Biology 1/Applied Biology 2	61.3%	64.4%
US History and the Constitution	43.4%	44.0%
All Tests	61.7%	57.7%


NAEP*

*Performance reported for SC and nation, data not available at school level. Percentages at NAEP Achievement Levels.


READING - GRADE 8 (2013)



MATH - GRADE 8 (2013)



SCIENCE - GRADE 8 (2011)



SC PERFORMANCE VISION

By 2020 all students will graduate with the knowledge and skills necessary to compete successfully in the global economy, participate in a democratic society and contribute positively as members of families and communities.

Abbreviations Key

N/A-Not Applicable N/AV-Not Available N/C-Not Collected N/R-Not Reported I/S-Insufficient Sample TBD-To Be Determined

**Fairfield Central High School
FAIRFIELD COUNTY**

SCHOOL PROFILE

	Our School	Change from Last Year	High Schools with Students Like Ours	Median High School
Students (n = 797)				
Retention Rate	4.2%	Down from 6.7%	5.0%	3.0%
Attendance Rate	96.9%	Up from 94.6%	94.8%	96.2%
Served by gifted and talented program	16.3%	Up from 11.1%	11.7%	17.7%
With disabilities	15.3%	Up from 14.9%	14.7%	11.5%
Older than usual for grade	6.4%	Down from 8.6%	10.8%	7.1%
Out-of-school suspensions or expulsions for violent and/or criminal offenses	0.6%	Up from 0.0%	1.5%	1.1%
Enrolled in AP/IB programs	12.9%	Up from 4.4%	8.1%	15.4%
Successful on AP/IB exams	N/A	N/A	19.7%	52.8%
Eligible for LIFE Scholarship	27.0%	Down from 31.8%	28.6%	30.6%
Career/technology students in co-curricular organizations	0.0%	No change	6.3%	5.3%
Enrollment in career/technology courses	326	Up from 239	284	423
Career/technology students attaining technical skills	81.3%	Up from 76.2%	81.5%	84.5%
Annual dropout rate	2.9%	Up from 1.6%	2.0%	2.1%

Teachers (n = 59)				
Teachers with advanced degrees	67.8%	Up from 66.1%	61.0%	64.3%
Continuing contract teachers	62.7%	Down from 66.1%	66.7%	77.3%
Teachers returning from previous year	80.2%	Down from 83.4%	80.0%	85.5%
Teacher attendance rate	99.4%	Up from 98.9%	95.4%	95.5%
Average teacher salary*	\$48,575	Up 1.1%	\$45,542	\$48,414
Classes not taught by highly qualified teachers	1.5%	Down from 8.7%	7.4%	3.0%
Professional development days/teacher	11.7 days	Up from 9.7 days	10.6 days	10.0 days

School				
Principal's years at school	1.0	Down from 3.0	3.0	3.0
Student-teacher ratio in core subjects	24.8 to 1	Down from 27.4 to 1	21.5 to 1	26.0 to 1
Prime instructional time	95.7%	Up from 92.6%	89.5%	90.3%
Dollars spent per pupil**	\$9,830	Down 0.5%	\$10,651	\$8,238
Percent expenditures for teacher salaries**	55.1%	Up from 55.0%	54.8%	56.9%
Percent of expenditures for instruction**	55.8%	Down from 57.0%	55.8%	58.0%
Opportunities in the arts	Excellent	No change	Good	Excellent
SACS accreditation	Yes	No change	Yes	Yes
Parents attending conferences	100.0%	Up from 87.4%	97.5%	98.7%
Character development program	Excellent	Up from Good	Good	Good
ESEA composite index score	78.1	Up from 64.4	70.8	84.1

* Length of contract = 185+ days.

**Prior year audited financial data available.

EVALUATION RESULTS

	Teachers	Students*	Parents*
Number of surveys returned	56	126	82
Percent satisfied with learning environment	83.9%	61.9%	76.9%
Percent satisfied with social and physical environment	87.5%	66.4%	70.1%
Percent satisfied with school-home relations	38.2%	87.4%	60.1%

* Only eleventh grade students and their parents were included. For schools without grade eleven, only the highest grade was included.

Comprehensive detail, including definitions of ratings, performance criteria, and explanations of status, is available on www.ed.sc.gov and www.eoc.sc.gov as well as school and school district websites.

Printed versions are available from school districts upon request.

REPORT OF PRINCIPAL AND SCHOOL IMPROVEMENT COUNCIL

At Fairfield Central High School (FCHS), we pride ourselves on providing quality teaching and learning for every student every day. During the 2013-2014 school year, our mantra was "Soaring to Greatness: Griffins Believe, Griffins Achieve, Griffins Succeed". This mantra was evidenced by the success of our students in the classroom, in athletics and extracurricular activities, and in the Arts. Through our partnerships with Midlands Technical College and Winthrop University, we afforded our students the opportunity to take Dual Enrollment Courses such as English 101/102, Sociology 101, and Teacher Cadet for collegiate credits. ☐

Fairfield Central promotes student engagement throughout the school in conjunction with district's Bring Your Own Device Initiative and High Schools That Work best practices. Recognized as a Microsoft IT Academy School, Fairfield Central strives to provide our students with the skills necessary for the 21st Century Learner. Fairfield Central is a member of the College Summit consortium, a group of schools committed to increasing college attendance. This year we had our Annual Ed Op Day where all seniors applied to at least one college or university. Colleges and Universities from around South Carolina assisted our students with completing applications. Some students were even admitted on site. We are delighted to announce that our graduates received over 3 million dollars in scholarships and aid.☐

This year was our Inaugural year for Griffin Robotics Team 5327. In conjunction with community and business support, we were able to compete at two competitions, helping to build our new focus of incorporating Science, Technology, Engineering, and Mathematics (STEM). Our team won the Highest Rookie Seed Award at the FIRST Robotics Competition in Myrtle Beach, SC. Students at FCHS are also attached to the local community through numerous service opportunities. Throughout the school year, our Beta Club, National Honor Society, band, cheerleaders, Teacher Cadets, Student Government and JROTC participated in numerous community service activities.☐

Fairfield Central's students excel in the area of athletics. Our Football, Girls' Tennis, Girls' Basketball, and Boys' Soccer teams won Region III 2A Titles. We were also 2A Upper-State Champions in Football. In the area of Extracurricular Activities, the Arts, and world languages, the Griffins continued to shine. Students in the STEM club competed in the Xtreme Technology Competition at Benedict College and placed 1st in the Transportation Engineering and 5th Place in Electrical Engineering. World Language students participated in the Poetry Declamation contest at Clemson University where several students placed. Our Visual and Performing Arts Department continues to be recognized with the Distinguished Award from the SCSDE and provided many outstanding performances and art work throughout the year. ☐

Our School Improvement Council provides assistance to the administration in outlining school goals and providing opportunities to engage family, community, and other stakeholders in the school environment. ☐

Tracie Swilley, Principal ☐

Abbreviations Key

N/A-Not Applicable

N/AV-Not Available

N/C-Not Collected

N/R-Not Reported

I/S-Insufficient Sample

TBD-To Be Determined