



SC Annual School Report Card Summary

Strom Thurmond High School
EDGEFIELD COUNTY
Grades: 9-12 **Enrollment: 780**
Principal: Jill W. Jett
Superintendent: Greg W. Anderson
Board Chair: J. Carroll Wates

PERFORMANCE

Comprehensive detail, including definitions of ratings, performance criteria, and explanations of status, is available on www.ed.sc.gov and www.eoc.sc.gov as well as school and school district websites. Printed versions are available from school districts upon request.

YEAR	ABSOLUTE RATING	GROWTH RATING	PALMETTO GOLD AND SILVER AWARD		ESEA/FEDERAL ACCOUNTABILITY RATING SYSTEM	
			General Performance	Closing the Gap	ESEA Grade	Accountability Indicator
2014	Good	Below Average	TBD	TBD	B	N/A
2013	Good	Average	N/A	SILVER	F	N/A
2012	Average	Below Average	N/A	N/A	C	N/A

ABSOLUTE RATING OF HIGH SCHOOLS WITH STUDENTS LIKE OURS*

EXCELLENT	GOOD	AVERAGE	BELOW AVERAGE	AT-RISK
26	14	5	1	4

* Ratings are calculated with data available by 04/27/2015. Schools with Students Like Ours with Poverty Indices of no more than 5% above or below the index for this district.

HIGH SCHOOL ASSESSMENT PROGRAM (HSAP) EXAM PASSAGE RATE (%): SECOND YEAR STUDENTS

	Our High School		High Schools with Students Like Ours	
	2013	2014	2013	2014
Passed 2 subtests (%)	81.6%	72.4%	79.0%	73.9%
Passed 1 subtest (%)	8.4%	22.1%	13.0%	16.8%
Passed no subtests (%)	10.0%	5.5%	8.5%	9.4%

HSAP PASSAGE RATE (%) BY SPRING 2014

	Our High School	High Schools with Students Like Ours
Passage Rate	90.6%	90.5%

ON-TIME GRADUATION RATE


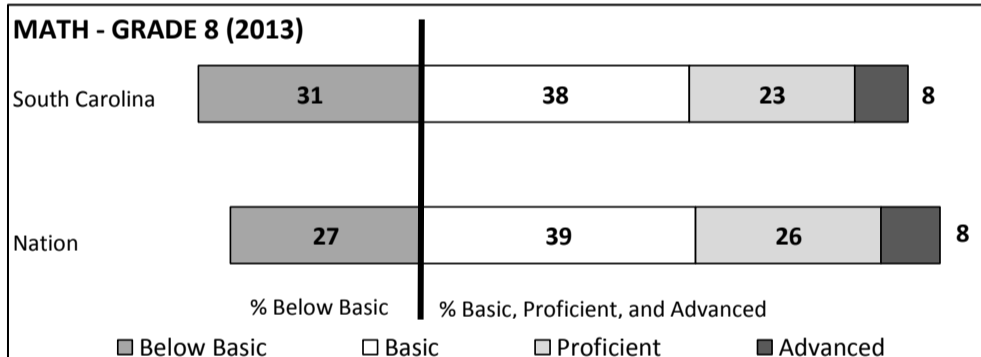

	Our High School	High Schools with Students Like Ours
Number of students	188	235
Number of diplomas	145	176
Rate (%)	77.1%	75.5%

END OF COURSE TESTS - 2014

% of students scoring 70 or above on:	Our High School	High Schools with Students Like Ours
Algebra 1/Math for the Technologies 2	66.1%	79.2%
English 1	71.3%	70.0%
Biology 1/Applied Biology 2	74.3%	76.4%
US History and the Constitution	51.8%	59.1%
All Tests	65.8%	69.6%

NAEP*

*Performance reported for SC and nation, data not available at school level. Percentages at NAEP Achievement Levels.



SC PERFORMANCE VISION

By 2020 all students will graduate with the knowledge and skills necessary to compete successfully in the global economy, participate in a democratic society and contribute positively as members of families and communities.

Abbreviations Key

N/A-Not Applicable

N/AV-Not Available

N/C-Not Collected

N/R-Not Reported

I/S-Insufficient Sample

TBD-To Be Determined

**Strom Thurmond High School
EDGEFIELD COUNTY**

SCHOOL PROFILE

	Our School	Change from Last Year	High Schools with Students Like Ours	Median High School
Students (n = 780)				
Retention Rate	4.4%	Down from 5.4%	3.6%	3.0%
Attendance Rate	97.8%	Up from 94.1%	96.3%	96.2%
Served by gifted and talented program	14.5%	Up from 13.8%	16.5%	17.7%
With disabilities	16.1%	Down from 17.3%	12.1%	11.5%
Older than usual for grade	13.2%	Down from 15.5%	7.8%	7.1%
Out-of-school suspensions or expulsions for violent and/or criminal offenses	5.6%	Up from 3.0%	0.9%	1.1%
Enrolled in AP/IB programs	22.1%	Up from 11.6%	15.2%	15.4%
Successful on AP/IB exams	37.5%	Up from 37.0%	55.6%	52.8%
Eligible for LIFE Scholarship	26.3%	Down from 26.7%	31.7%	30.6%
Career/technology students in co-curricular organizations	0.0%	No change	5.3%	5.3%
Enrollment in career/technology courses	104	Up from 30	364	423
Career/technology students attaining technical skills	96.0%	Down from 100.0%	81.8%	84.5%
Annual dropout rate	1.4%	Up from 0.1%	2.7%	2.1%

Teachers (n = 51)				
Teachers with advanced degrees	56.9%	Up from 53.1%	65.7%	64.3%
Continuing contract teachers	70.6%	Down from 75.5%	80.2%	77.3%
Teachers returning from previous year	87.0%	Down from 87.5%	87.6%	85.5%
Teacher attendance rate	96.0%	Up from 95.1%	95.3%	95.5%
Average teacher salary*	\$46,141	Up 1.6%	\$48,666	\$48,414
Classes not taught by highly qualified teachers	8.0%	Down from 8.1%	2.3%	3.0%
Professional development days/teacher	2.1 days	Down from 7.4 days	10.4 days	10.0 days

School				
Principal's years at school	3.0	Up from 2.0	3.0	3.0
Student-teacher ratio in core subjects	24.4 to 1	Up from 21.9 to 1	27.1 to 1	26.0 to 1
Prime instructional time	92.8%	Up from 87.7%	90.0%	90.3%
Dollars spent per pupil**	\$7,377	Up 10.3%	\$8,017	\$8,238
Percent expenditures for teacher salaries**	59.6%	Up from 58.0%	57.5%	56.9%
Percent of expenditures for instruction**	60.0%	Up from 59.0%	59.5%	58.0%
Opportunities in the arts	Excellent	No change	Good	Excellent
SACS accreditation	Yes	No change	Yes	Yes
Parents attending conferences	100.0%	Up from 98.5%	99.5%	98.7%
Character development program	Average	Up from Below Average	Good	Good
ESEA composite index score	84.9	Up from 59.6	84.1	84.1

* Length of contract = 185+ days.

**Prior year audited financial data available.

EVALUATION RESULTS

	Teachers	Students*	Parents*
Number of surveys returned	38	133	26
Percent satisfied with learning environment	76.3%	76.7%	69.2%
Percent satisfied with social and physical environment	89.2%	77.1%	70.4%
Percent satisfied with school-home relations	48.6%	80.3%	70.4%

* Only eleventh grade students and their parents were included. For schools without grade eleven, only the highest grade was included.

Comprehensive detail, including definitions of ratings, performance criteria, and explanations of status, is available on www.ed.sc.gov and www.eoc.sc.gov as well as school and school district websites.

Printed versions are available from school districts upon request.

REPORT OF PRINCIPAL AND SCHOOL IMPROVEMENT COUNCIL

Strom Thurmond High School has a tradition of excellence that is attributed to our outstanding faculty and staff, dedicated and caring parents, the ongoing support of our community, and the high quality of our student body. We are a progressive high school committed to providing a rigorous college and career ready education complete with college level courses in core academic areas as well as the fine arts and physical education. We proudly offer career technology for all students to pursue multiple paths of interest designed to prepare them for successful entry into our global society. ☐

The Strom Thurmond High School community had another memory-filled year with the young people of Edgefield County. The faculty and staff challenged each other and our young people to build solid foundations, lasting friendships, and bright futures. ☐

The implementation of the Academy at Strom Thurmond High School assisted our freshman students in their transition to the high school by promoting a safe and positive learning community where each ninth grade student began their college and career-relevant education built on relationships that lead to an exceptional and progressive performance. We also incorporated online learning labs into the daily bell schedule to promote student achievement and to provide the best path for student success. ☐

Academically, Strom Thurmond High School excelled in 2013-2014. Graduating seniors were awarded in excess of \$4,000,000 in scholarships. The Millennium Club, which is comprised of students who earn a 1000 or better on the verbal and math portions of the SAT or 21 or better on ACT, continues to grow in membership with 64 students this school year. Thirteen students earned membership in the 1200 and Above Club. ☐

Our Fine Arts and NJROTC Departments continue to excel in 2013-2014. The fall production by our drama department, Little Shop of Horrors, was a tremendous success with the community and the spring production of The Princess Who Had No Name was a big hit with the local elementary schools for our children's theatre. The Strom Thurmond High School Rebel Regiment continued to shine as they were the Lower State class AA runner up and finished fifth in the State Championship with the High Visual Award. Our Mock Trial team placed second in the state competition. ☐

2013-2014 was another successful year for Strom Thurmond athletic teams. Our Rebel football team won the Region Championship AGAIN!! Our girls' and boys' basketball teams advanced to the state play-offs. Several members of our Rebel track team advanced to the state competition. ☐

The entire Strom Thurmond High School community continues to focus on and commit to supporting our district's mission to provide rigorous and relevant curriculum. ☐

Principal Jill Jett ☐

SIC Chair Donna Guess

Abbreviations Key

N/A-Not Applicable

N/AV-Not Available

N/C-Not Collected

N/R-Not Reported

I/S-Insufficient Sample

TBD-To Be Determined