



# SC Annual School Report Card Summary

Lake View High School

DILLON 4

Grades: 6-12

Enrollment: 438

Principal: Mr. Edison Arnette

Superintendent: D. Ray Rogers

Board Chair: Fitzgerald Lytch

## PERFORMANCE

Comprehensive detail, including definitions of ratings, performance criteria, and explanations of status, is available on [www.ed.sc.gov](http://www.ed.sc.gov) and [www.eoc.sc.gov](http://www.eoc.sc.gov) as well as school and school district websites. Printed versions are available from school districts upon request.

YEAR	ABSOLUTE RATING	GROWTH RATING	PALMETTO GOLD AND SILVER AWARD		ESEA/FEDERAL ACCOUNTABILITY RATING SYSTEM	
			General Performance	Closing the Gap	ESEA Grade	Accountability Indicator
2014	Good	Average	TBD	TBD	B	N/A
2013	Average	Below Average	N/A	N/A	B	N/A
2012	Average	Average	N/A	N/A	F	N/A

### ABSOLUTE RATING OF HIGH SCHOOLS WITH STUDENTS LIKE OURS\*

EXCELLENT	GOOD	AVERAGE	BELOW AVERAGE	AT-RISK
7	14	11	0	0

\* Ratings are calculated with data available by 04/27/2015. Schools with Students Like Ours with Poverty Indices of no more than 5% above or below the index for this district.

### HIGH SCHOOL ASSESSMENT PROGRAM(HSAP) EXAM PASSAGE RATE(%): SECOND YEAR STUDENTS

	Our High School		High Schools with Students Like Ours	
	2013	2014	2013	2014
Passed 2 subtests (%)	75.0%	66.1%	73.3%	69.1%
Passed 1 subtest (%)	10.0%	16.1%	15.5%	19.8%
Passed no subtests (%)	15.0%	17.9%	11.9%	12.0%

### HSAP PASSAGE RATE (%) BY SPRING 2014

	Our High School	High Schools with Students Like Ours
Passage Rate	91.3%	90.1%

### ON-TIME GRADUATION RATE

	Our High School	High Schools with Students Like Ours
Number of students	58	150
Number of diplomas	43	118
Rate (%)	74.1%	78.6%

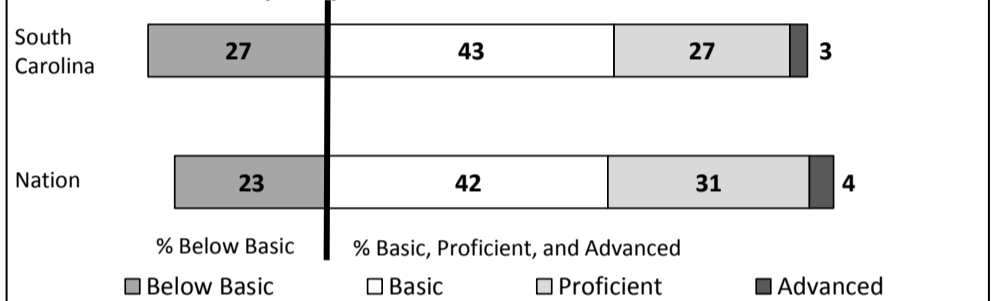
### END OF COURSE TESTS - 2014

% of students scoring 70 or above on:	Our High School	High Schools with Students Like Ours
Algebra 1/Math for the Technologies 2	62.3%	74.2%
English 1	76.1%	64.3%
Biology 1/Applied Biology 2	57.6%	69.0%
US History and the Constitution	60.7%	54.2%
All Tests	64.6%	65.1%


### NAEP\*

\*Performance reported for SC and nation, data not available at school level. Percentages at NAEP Achievement Levels.


#### READING - GRADE 8 (2013)



#### MATH - GRADE 8 (2013)



#### SCIENCE - GRADE 8 (2011)



### SC PERFORMANCE VISION

By 2020 all students will graduate with the knowledge and skills necessary to compete successfully in the global economy, participate in a democratic society and contribute positively as members of families and communities.

#### Abbreviations Key

N/A-Not Applicable

N/AV-Not Available

N/C-Not Collected

N/R-Not Reported

I/S-Insufficient Sample

TBD-To Be Determined

**Lake View High School  
DILLON 4**

**SCHOOL PROFILE**

	Our School	Change from Last Year	High Schools with Students Like Ours	Median High School
<b>Students (n = 438)</b>				
Retention Rate	1.1%	Up from 0.0%	3.5%	3.0%
Attendance Rate	96.2%	Up from 94.9%	96.1%	96.2%
Served by gifted and talented program	8.4%	Up from 2.8%	13.8%	17.7%
With disabilities	10.0%	Down from 14.4%	13.0%	11.5%
Older than usual for grade	10.0%	Down from 12.0%	8.7%	7.1%
Out-of-school suspensions or expulsions for violent and/or criminal offenses	2.3%	Down from 5.1%	0.7%	1.1%
Enrolled in AP/IB programs	N/R	N/A	6.4%	15.4%
Successful on AP/IB exams	N/A	N/A	27.8%	52.8%
Eligible for LIFE Scholarship	27.9%	Down from 33.9%	30.2%	30.6%
Career/technology students in co-curricular organizations	12.8%	Down from 19.0%	12.0%	5.3%
Enrollment in career/technology courses	156	Up from 142	298	423
Career/technology students attaining technical skills	84.7%	Down from 88.3%	83.4%	84.5%
Annual dropout rate	0.9%	Down from 2.9%	2.1%	2.1%

<b>Teachers (n = 26)</b>				
Teachers with advanced degrees	53.8%	Up from 48.0%	58.7%	64.3%
Continuing contract teachers	80.8%	Up from 76.0%	73.3%	77.3%
Teachers returning from previous year	78.8%	Up from 74.1%	82.7%	85.5%
Teacher attendance rate	97.0%	Up from 96.0%	95.5%	95.5%
Average teacher salary*	\$42,547	Down 2.0%	\$47,232	\$48,414
Classes not taught by highly qualified teachers	4.2%	Up from 0.0%	3.2%	3.0%
Professional development days/teacher	14.9 days	Up from 13.8 days	11.0 days	10.0 days

<b>School</b>				
Principal's years at school	23.0	Up from 22.0	4.0	3.0
Student-teacher ratio in core subjects	26.2 to 1	Up from 26.1 to 1	24.2 to 1	26.0 to 1
Prime instructional time	92.0%	Up from 90.0%	89.8%	90.3%
Dollars spent per pupil**	\$7,832	Up 47.0%	\$9,125	\$8,238
Percent expenditures for teacher salaries**	55.1%	Up from 54.0%	53.5%	56.9%
Percent of expenditures for instruction**	55.9%	Down from 60.0%	54.0%	58.0%
Opportunities in the arts	Good	No change	Good	Excellent
SACS accreditation	No	No change	Yes	Yes
Parents attending conferences	99.3%	Up from 93.4%	99.2%	98.7%
Character development program	Average	No change	Good	Good
ESEA composite index score	80.8	Down from 83.1	81.3	84.1

\* Length of contract = 185+ days.

\*\*Prior year audited financial data available.

**EVALUATION RESULTS**

	Teachers	Students*	Parents*
Number of surveys returned	28	114	69
Percent satisfied with learning environment	100.0%	71.9%	82.6%
Percent satisfied with social and physical environment	100.0%	83.2%	80.0%
Percent satisfied with school-home relations	85.7%	80.9%	65.2%

\* Only eleventh grade students and their parents were included. For schools without grade eleven, only the highest grade was included.

Comprehensive detail, including definitions of ratings, performance criteria, and explanations of status, is available on [www.ed.sc.gov](http://www.ed.sc.gov) and [www.eoc.sc.gov](http://www.eoc.sc.gov) as well as school and school district websites.

Printed versions are available from school districts upon request.

**REPORT OF PRINCIPAL AND SCHOOL IMPROVEMENT COUNCIL**

Lake View High School is so proud to present their 2013-2014 School Report Card to teachers, parents, students, and community members. Lake View High School serves academically and athletically talented students in grades 6 through 12. Mr. Edison Arnette, a seasoned leader of 23 years, is the principal. Under his leadership, Lake View High School has climbed the ladder of success. Lake View High School has been the recipient of the impressive Palmetto Gold Award six times and last year LVHS received a B rating with a score of 83.1 according to the ESEA Federal Accountability System. These accomplishments honor the hard-work by our teachers, parents, and especially our students. This great accomplishment represents the high expectations for which students as well as teachers strive to achieve. Also, with this academic achievement LVHS continues its commitment to the mission of developing lifelong learners and producing productive members of society. ☐

The Lake View High School faculty and staff are committed to build rigor, relevant, and positive relationships to enhance student learning. Curriculum planning and implementation of standards based instruction was continued to guide student achievement. A comprehensive testing plan for the 2013-2014 school year was developed using information from MAP, HSAP, EOC, PASS, SAT, and ACT data. The following programs were implemented to assist in identifying aiding At-Risk Students, (Tutoring, Mentoring, Military ASAB testing, Career Counseling, PAXIN Program, Credit Recovery and Trinity Behavior Counseling). ☐

Student test scores continue to improve. Many opportunities are in place at Lake View High School to provide our students with new avenues to excel. Students are still provided more and more chances to develop their skills through programs such as The Reading Counts reading program, A Plus Credit Recovery System, SAT workshops and software packages for remediation and enrichment. With the partnership with Northeastern Technical College, students are able to receive dual credit; college credit as well as high school credit. This articulation agreement will allow students who successfully complete certain course work a head start into their next level of education beyond high school. ☐

In the face of this challenging time, we continue to have obstacles that have a direct impact on our goal of providing educational excellence. Teacher recruitment, financial concerns, student apathy, parent involvement, professional training, and community support are serious issues to be addressed. Through all the difficulties, discipline issues continue to decrease, the Attendance Rate continues to increase, and the new construction/remodeling of the school facilities creates a positive tone for achieving our goals. Unfortunately the poor economic base still generates a negative tone which could discourage us. We are determined to find new innovative methods of using our limited resources to help each and every child succeed. ☐

To provide each of our students the highest quality of education, the talents, strengths and skills of students, parents, teachers, and community members must be combined and used to enhance academic and social success. It truly takes, "All hands working together to increase Student Academic Success." Lake View High

**Abbreviations Key**

**N/A**-Not Applicable

**N/AV**-Not Available

**N/C**-Not Collected

**N/R**-Not Reported

**I/S**-Insufficient Sample

**TBD**-To Be Determined