



SC Annual School Report Card Summary

Darlington High School
DARLINGTON COUNTY
Grades: 9-12 **Enrollment: 1,081**
Principal: Dr. Greg Harrison
Superintendent: Dr. Eddie Ingram
Board Chair: Warren Jeffords

PERFORMANCE

Comprehensive detail, including definitions of ratings, performance criteria, and explanations of status, is available on www.ed.sc.gov and www.eoc.sc.gov as well as school and school district websites. Printed versions are available from school districts upon request.

YEAR	ABSOLUTE RATING	GROWTH RATING	PALMETTO GOLD AND SILVER AWARD		ESEA/FEDERAL ACCOUNTABILITY RATING SYSTEM	
			General Performance	Closing the Gap	ESEA Grade	Accountability Indicator
2014	Excellent	Good	TBD	TBD	B	Reward
2013	Excellent	Excellent	GOLD	GOLD	B	N/A
2012	Excellent	Excellent	GOLD	N/A	D	N/A

ABSOLUTE RATING OF HIGH SCHOOLS WITH STUDENTS LIKE OURS*

EXCELLENT	GOOD	AVERAGE	BELOW AVERAGE	AT-RISK
6	9	13	2	0

* Ratings are calculated with data available by 04/27/2015. Schools with Students Like Ours with Poverty Indices of no more than 5% above or below the index for this district.

HIGH SCHOOL ASSESSMENT PROGRAM(HSAP) EXAM PASSAGE RATE(%): SECOND YEAR STUDENTS

	Our High School		High Schools with Students Like Ours	
	2013	2014	2013	2014
Passed 2 subtests (%)	83.6%	73.6%	72.4%	68.1%
Passed 1 subtest (%)	9.0%	17.2%	15.8%	19.6%
Passed no subtests (%)	7.4%	9.2%	12.6%	12.3%

HSAP PASSAGE RATE (%) BY SPRING 2014

	Our High School	High Schools with Students Like Ours
Passage Rate	93.6%	88.9%

ON-TIME GRADUATION RATE

	Our High School	High Schools with Students Like Ours
Number of students	207	165
Number of diplomas	189	125
Rate (%)	91.3%	77.9%

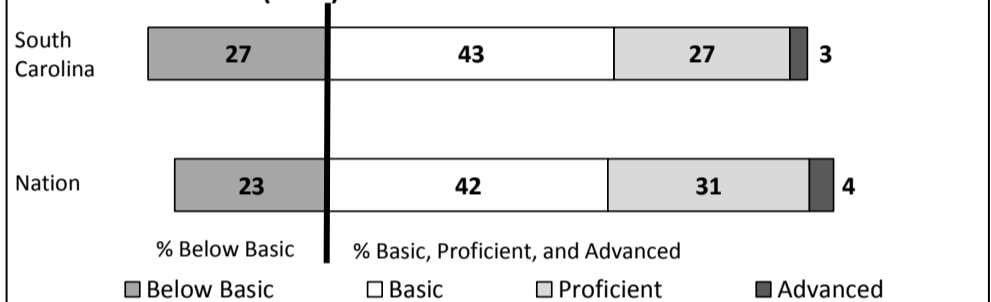
END OF COURSE TESTS - 2014

% of students scoring 70 or above on:	Our High School	High Schools with Students Like Ours
Algebra 1/Math for the Technologies 2	82.7%	75.9%
English 1	59.3%	60.6%
Biology 1/Applied Biology 2	68.0%	69.4%
US History and the Constitution	61.5%	52.0%
All Tests	68.4%	64.0%


NAEP*

*Performance reported for SC and nation, data not available at school level. Percentages at NAEP Achievement Levels.


READING - GRADE 8 (2013)



MATH - GRADE 8 (2013)



SCIENCE - GRADE 8 (2011)



SC PERFORMANCE VISION

By 2020 all students will graduate with the knowledge and skills necessary to compete successfully in the global economy, participate in a democratic society and contribute positively as members of families and communities.

Abbreviations Key

N/A-Not Applicable

N/AV-Not Available

N/C-Not Collected

N/R-Not Reported

I/S-Insufficient Sample

TBD-To Be Determined

**Darlington High School
DARLINGTON COUNTY**

SCHOOL PROFILE

	Our School	Change from Last Year	High Schools with Students Like Ours	Median High School
Students (n = 1,081)				
Retention Rate	4.1%	Down from 5.1%	4.0%	3.0%
Attendance Rate	95.3%	Up from 93.3%	96.2%	96.2%
Served by gifted and talented program	5.5%	No change	13.5%	17.7%
With disabilities	17.8%	Down from 18.8%	13.5%	11.5%
Older than usual for grade	12.2%	Down from 13.9%	9.1%	7.1%
Out-of-school suspensions or expulsions for violent and/or criminal offenses	0.0%	No change	2.0%	1.1%
Enrolled in AP/IB programs	0.0%	Down from 0.5%	8.7%	15.4%
Successful on AP/IB exams	N/A	N/A	25.0%	52.8%
Eligible for LIFE Scholarship	30.2%	Up from 28.6%	29.9%	30.6%
Career/technology students in co-curricular organizations	0.0%	No change	14.2%	5.3%
Enrollment in career/technology courses	432	Down from 436	333	423
Career/technology students attaining technical skills	85.7%	Up from 84.2%	80.3%	84.5%
Annual dropout rate	0.4%	Down from 0.5%	2.3%	2.1%

Teachers (n = 71)				
Teachers with advanced degrees	47.9%	Up from 47.3%	58.7%	64.3%
Continuing contract teachers	73.2%	Down from 82.4%	70.4%	77.3%
Teachers returning from previous year	86.1%	Up from 86.0%	83.3%	85.5%
Teacher attendance rate	95.9%	Up from 94.5%	95.3%	95.5%
Average teacher salary*	\$44,569	Up 1.8%	\$46,632	\$48,414
Classes not taught by highly qualified teachers	5.1%	Up from 0.0%	4.5%	3.0%
Professional development days/teacher	17.6 days	Up from 16.7 days	11.6 days	10.0 days

School				
Principal's years at school	4.0	Up from 3.0	4.0	3.0
Student-teacher ratio in core subjects	24.1 to 1	Up from 23.2 to 1	23.2 to 1	26.0 to 1
Prime instructional time	90.1%	Up from 86.8%	89.5%	90.3%
Dollars spent per pupil**	\$8,220	Up 6.3%	\$10,241	\$8,238
Percent expenditures for teacher salaries**	58.1%	Down from 59.0%	53.6%	56.9%
Percent of expenditures for instruction**	58.7%	Down from 62.0%	54.9%	58.0%
Opportunities in the arts	Excellent	Up from Good	Good	Excellent
SACS accreditation	Yes	No change	Yes	Yes
Parents attending conferences	99.2%	Down from 100.0%	96.6%	98.7%
Character development program	Excellent	No change	Average	Good
ESEA composite index score	84.5	Down from 89.0	78.8	84.1

* Length of contract = 185+ days.

**Prior year audited financial data available.

EVALUATION RESULTS

	Teachers	Students*	Parents*
Number of surveys returned	82	177	46
Percent satisfied with learning environment	81.7%	74.0%	76.1%
Percent satisfied with social and physical environment	89.0%	79.3%	77.2%
Percent satisfied with school-home relations	74.0%	89.5%	75.6%

* Only eleventh grade students and their parents were included. For schools without grade eleven, only the highest grade was included.

Comprehensive detail, including definitions of ratings, performance criteria, and explanations of status, is available on www.ed.sc.gov and www.eoc.sc.gov as well as school and school district websites.

Printed versions are available from school districts upon request.

REPORT OF PRINCIPAL AND SCHOOL IMPROVEMENT COUNCIL

Darlington High School has experienced a banner year academically and athletically. We are truly “in the pursuit of excellence.” Our school strives to meld academic and technical studies while ensuring that every course is challenging and engaging. ☐

☐ Darlington High School boasts among its many accomplishments, two Palmetto Gold awards in recognition of our 93% graduation rate and our success closing the achievement gap through academic excellence, SAT Magna cum Laude Award for rapid improvement in SAT scores, and the ACT Magna Cum Laude Award for rapid improvement in ACT scores. Our academic scores were well above the state average making Darlington High School the Highest Academic Performing high school in the Pee Dee area. The class of 2014, received more than \$3,800,000.00 in scholarships, 64 graduates received the Life Scholarship, 9 graduates received the Hope Scholarship, and 20 members of the class received up to 33 hours transferrable college credit from our Early College Magnet Program. Next school year, students will have the opportunity to earn an Associate’s Degree through our Early College Magnet Program. ☐

☐ As well as excelling academically, Darlington High School has also made great strides outside of the classroom. The Track team won Region 6AAA championship for the 5th consecutive year. The Cross Country team won the region for the 3rd straight year. Darlington High School had multiple all-state and all-region athletes, numerous region championships, Lower-State Championships in basketball and softball, and many student athletes sign to play collegiate sports next year. ☐

☐ Darlington High School Falcons were also committed to serving their community through service learning projects. The 3rd annual Christmas food drive raised \$7,000 and served 122 families. The National Honor Society collected over 343 Toys for Tots during Christmas, raised \$1,500 for the American Cancer Society, and purchased 100 teddy bears for McLeod’s Children’s Hospital. Our Key Club held the 3rd annual “Darlington Day of Service” project where hundreds of students volunteered at various businesses, parks, and schools. In addition, the Student Government fundraised for Breast Cancer Awareness, Hospice Care, and hosted 3 Red Cross Blood Drives. Darlington High School also hosted the area Special Olympics for a 3rd year. Our JAG program coordinated Teen Dating Violence Awareness activities. ☐

☐ Darlington High School makes a concerted effort to recognize and celebrate student excellence through our school-wide incentive programs. The Triple Crown Award, which honors students who are successful on their first attempt at HSAP, recognized 200 students this year. The Falcon Pride Awards celebrated students who demonstrated Perseverance, Respect, Integrity, Dependability, and Excellence. Through this program, over 1500 students were recognized by faculty members. From these, a student was chosen each month to serve as Student of the Month. ☐

☐ The success of Darlington High School students is directly correlated to the high standards set by the Falcon Faculty. Six of our teachers hold National Board Certification, and over half of the faculty hold advanced degrees. ☐

Abbreviations Key

N/A-Not Applicable

N/AV-Not Available

N/C-Not Collected

N/R-Not Reported

I/S-Insufficient Sample

TBD-To Be Determined