



# SC Annual School Report Card Summary

Manning High School  
CLARENDON 2

Grades: 9-12

Enrollment: 816

Principal: Neshunda B. Walters

Superintendent: John Tindal

Board Chair: Matthew Prince

## PERFORMANCE

Comprehensive detail, including definitions of ratings, performance criteria, and explanations of status, is available on [www.ed.sc.gov](http://www.ed.sc.gov) and [www.eoc.sc.gov](http://www.eoc.sc.gov) as well as school and school district websites. Printed versions are available from school districts upon request.

YEAR	ABSOLUTE RATING	GROWTH RATING	PALMETTO GOLD AND SILVER AWARD		ESEA/FEDERAL ACCOUNTABILITY RATING SYSTEM	
			General Performance	Closing the Gap	ESEA Grade	Accountability Indicator
2014	Average	Below Average	TBD	TBD	B	N/A
2013	Average	Below Average	N/A	N/A	F	N/A
2012	Average	Below Average	N/A	N/A	F	N/A

### ABSOLUTE RATING OF HIGH SCHOOLS WITH STUDENTS LIKE OURS\*

EXCELLENT	GOOD	AVERAGE	BELOW AVERAGE	AT-RISK
6	9	18	5	0

\* Ratings are calculated with data available by 04/27/2015. Schools with Students Like Ours with Poverty Indices of no more than 5% above or below the index for this district.

### HIGH SCHOOL ASSESSMENT PROGRAM (HSAP) EXAM PASSAGE RATE (%): SECOND YEAR STUDENTS

	Our High School		High Schools with Students Like Ours	
	2013	2014	2013	2014
Passed 2 subtests (%)	69.2%	64.9%	71.8%	66.3%
Passed 1 subtest (%)	19.2%	24.3%	16.2%	20.1%
Passed no subtests (%)	11.6%	10.9%	12.7%	13.6%

### HSAP PASSAGE RATE (%) BY SPRING 2014

	Our High School	High Schools with Students Like Ours
Passage Rate	84.5%	88.3%

### ON-TIME GRADUATION RATE

	Our High School	High Schools with Students Like Ours
Number of students	200	154
Number of diplomas	153	118
Rate (%)	76.5%	77.6%

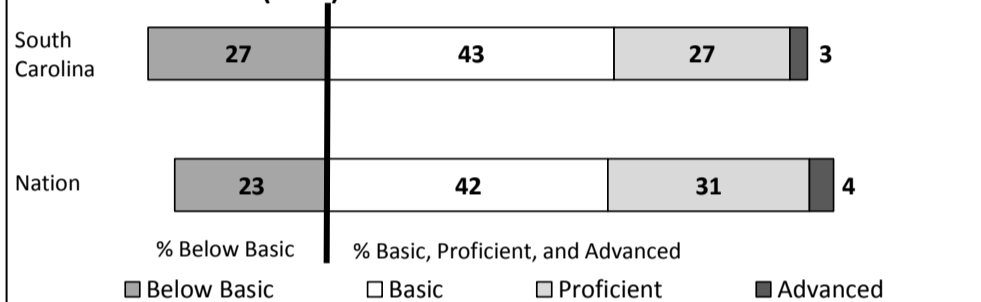
### END OF COURSE TESTS - 2014

% of students scoring 70 or above on:	Our High School	High Schools with Students Like Ours
Algebra 1/Math for the Technologies 2	58.1%	74.6%
English 1	52.8%	57.2%
Biology 1/Applied Biology 2	68.4%	65.9%
US History and the Constitution	45.0%	48.4%
All Tests	56.5%	61.1%


### NAEP\*

\*Performance reported for SC and nation, data not available at school level. Percentages at NAEP Achievement Levels.


#### READING - GRADE 8 (2013)



#### MATH - GRADE 8 (2013)



#### SCIENCE - GRADE 8 (2011)



### SC PERFORMANCE VISION

By 2020 all students will graduate with the knowledge and skills necessary to compete successfully in the global economy, participate in a democratic society and contribute positively as members of families and communities.

#### Abbreviations Key

N/A-Not Applicable

N/AV-Not Available

N/C-Not Collected

N/R-Not Reported

I/S-Insufficient Sample

TBD-To Be Determined

**Manning High School  
CLARENDON 2**

**SCHOOL PROFILE**

	Our School	Change from Last Year	High Schools with Students Like Ours	Median High School
<b>Students (n = 816)</b>				
Retention Rate	8.1%	Up from 8.0%	4.1%	3.0%
Attendance Rate	99.9%	Up from 94.8%	95.7%	96.2%
Served by gifted and talented program	11.9%	Up from 10.7%	12.3%	17.7%
With disabilities	13.4%	Down from 16.3%	14.7%	11.5%
Older than usual for grade	12.4%	Down from 14.3%	10.5%	7.1%
Out-of-school suspensions or expulsions for violent and/or criminal offenses	2.0%	Up from 1.8%	1.7%	1.1%
Enrolled in AP/IB programs	3.1%	Up from 1.1%	7.6%	15.4%
Successful on AP/IB exams	8.9%	N/A	21.8%	52.8%
Eligible for LIFE Scholarship	29.9%	Down from 33.0%	29.5%	30.6%
Career/technology students in co-curricular organizations	52.1%	Up from 51.4%	10.4%	5.3%
Enrollment in career/technology courses	455	Up from 449	306	423
Career/technology students attaining technical skills	76.9%	Up from 74.9%	82.3%	84.5%
Annual dropout rate	3.8%	Up from 3.4%	2.3%	2.1%

<b>Teachers (n = 42)</b>				
Teachers with advanced degrees	61.9%	Up from 59.0%	59.4%	64.3%
Continuing contract teachers	69.0%	Down from 69.2%	69.7%	77.3%
Teachers returning from previous year	84.3%	Up from 80.3%	82.1%	85.5%
Teacher attendance rate	95.5%	Down from 95.9%	95.2%	95.5%
Average teacher salary*	\$47,807	Up 4.6%	\$46,026	\$48,414
Classes not taught by highly qualified teachers	7.9%	Up from 0.0%	5.4%	3.0%
Professional development days/teacher	13.1 days	Up from 11.3 days	10.9 days	10.0 days

<b>School</b>				
Principal's years at school	2.0	Up from 1.0	3.5	3.0
Student-teacher ratio in core subjects	31.5 to 1	Up from 17.4 to 1	21.0 to 1	26.0 to 1
Prime instructional time	93.5%	Up from 90.1%	89.7%	90.3%
Dollars spent per pupil**	\$6,887	Up 1.0%	\$9,897	\$8,238
Percent expenditures for teacher salaries**	57.4%	Up from 57.0%	54.4%	56.9%
Percent of expenditures for instruction**	57.8%	Down from 59.0%	55.8%	58.0%
Opportunities in the arts	Good	No change	Good	Excellent
SACS accreditation	Yes	No change	Yes	Yes
Parents attending conferences	100.0%	Up from 97.7%	97.3%	98.7%
Character development program	N/R	No change	Good	Good
ESEA composite index score	80.4	Up from 59.8	77.9	84.1

\* Length of contract = 185+ days.

\*\*Prior year audited financial data available.

**EVALUATION RESULTS**

	Teachers	Students*	Parents*
Number of surveys returned	16	171	87
Percent satisfied with learning environment	93.8%	54.3%	73.6%
Percent satisfied with social and physical environment	100.0%	60.0%	70.9%
Percent satisfied with school-home relations	56.3%	74.7%	62.8%

\* Only eleventh grade students and their parents were included. For schools without grade eleven, only the highest grade was included.

Comprehensive detail, including definitions of ratings, performance criteria, and explanations of status, is available on [www.ed.sc.gov](http://www.ed.sc.gov) and [www.eoc.sc.gov](http://www.eoc.sc.gov) as well as school and school district websites.

Printed versions are available from school districts upon request.

**REPORT OF PRINCIPAL AND SCHOOL  
IMPROVEMENT COUNCIL**

The 2013 - 2014 school year was another successful year at Manning High School. There were 38 honor graduates in the class of 2014, which equates to 21% of our graduating seniors earning at least a 3.62 cumulative average during their high school career. Fifty three students qualified for either Hope or Life Scholarships, which will provide \$2800 - \$5000 per year towards tuition at any in-state institution, provided that the student is able to maintain a 3.0 grade point average. Students in our graduating class of 2014 earned \$3,240,575.00 in scholarships to post-secondary institutions. ☐

Manning High School is enthusiastic about our students' enrollment in the College Credit Program through Central Carolina Technical College. We had more than 25 students enrolled in Dual Credit Courses, with many students graduating from Manning High School with more than 12 hours of college credit. The credits that they earn will transfer to any public or private college in the state of South Carolina and to many colleges outside of the state. Dual credit courses are offered at no cost to the students. ☐

Manning High School continues to utilize the APEX Learning System to assist student who struggle academically. Students participating in our credit recovery program make use of this software in order to facilitate learning in areas where they are found to have deficiencies and receive the credits needed for on time graduation. Summer School students also use the program in order to take courses for initial credit. By using this software in our enrichment programs, we hope to increase our graduation rate and lower failure rates. ☐

Manning High School is committed to improving teaching and learning by incorporating the use of technology in our classrooms and lessons. We're looking forward to the transformation of teaching and learning that will be brought about through the implementation of one-to-one technology in the upcoming school year as a part of the Carolina Consortium for Enterprise Learning. Currently, all of our classrooms are outfitted with SMARTboards and Promethean ActivBoards which are designed to increase student engagement and promote critical thinking. We have two computer labs consisting of at least twenty five computers each and all are connected to the Internet by high speed connections. Manning High also has a mobile computer lab with Chromebooks that are networked. Our building is completely Wi-Fi, allowing access to the internet throughout our entire building. ☐

We're also very excited about the implementation of the AVID Learning System. AVID, Advancement Via Individual Determination, is a school wide transformation effort focused on leadership, systems, instruction, and culture, and is designed to increase the number of students who enroll and succeed in higher education and in their lives beyond high school. ☐

The 21st Century has already presented an array of challenges for our local community, state, and nation. Our society recognizes that education is key to creating a skilled work force, which is essential to our future prosperity. With this in mind, the faculty and staff at Manning High school are continuously involved in professional development activities that will improve instruction and help create learning experiences that will produce

**Abbreviations Key**

N/A-Not Applicable

N/AV-Not Available

N/C-Not Collected

N/R-Not Reported

I/S-Insufficient Sample

TBD-To Be Determined