



# SC Annual School Report Card Summary

Calhoun County High School  
**CALHOUN COUNTY**  
 Grades: 9-12 Enrollment: 459  
 Principal: Cynthia T. Johnson  
 Superintendent: Dr. Steve Wilson  
 Board Chair: Mr. Gary Porth

## PERFORMANCE

*Comprehensive detail, including definitions of ratings, performance criteria, and explanations of status, is available on [www.ed.sc.gov](http://www.ed.sc.gov) and [www.eoc.sc.gov](http://www.eoc.sc.gov) as well as school and school district websites. Printed versions are available from school districts upon request.*

YEAR	ABSOLUTE RATING	GROWTH RATING	PALMETTO GOLD AND SILVER AWARD		ESEA/FEDERAL ACCOUNTABILITY RATING SYSTEM	
			General Performance	Closing the Gap	ESEA Grade	Accountability Indicator
2014	Good	At-Risk	TBD	TBD	B	Reward
2013	Excellent	Excellent	GOLD	GOLD	B	Reward
2012	Excellent	Excellent	GOLD	N/A	A	N/A

### ABSOLUTE RATING OF HIGH SCHOOLS WITH STUDENTS LIKE OURS\*

EXCELLENT	GOOD	AVERAGE	BELOW AVERAGE	AT-RISK
5	5	21	9	3

\* Ratings are calculated with data available by 04/27/2015. Schools with Students Like Ours with Poverty Indices of no more than 5% above or below the index for this district.

### HIGH SCHOOL ASSESSMENT PROGRAM(HSAP) EXAM PASSAGE RATE(%): SECOND YEAR STUDENTS

	Our High School		High Schools with Students Like Ours	
	2013	2014	2013	2014
Passed 2 subtests (%)	87.2%	79.1%	69.2%	62.4%
Passed 1 subtest (%)	8.5%	13.6%	17.1%	23.2%
Passed no subtests (%)	4.3%	7.3%	16.7%	14.5%

### HSAP PASSAGE RATE (%) BY SPRING 2014

	Our High School	High Schools with Students Like Ours
Passage Rate	93.6%	84.3%

### ON-TIME GRADUATION RATE

	Our High School	High Schools with Students Like Ours
Number of students	102	122
Number of diplomas	93	91
Rate (%)	91.2%	72.4%

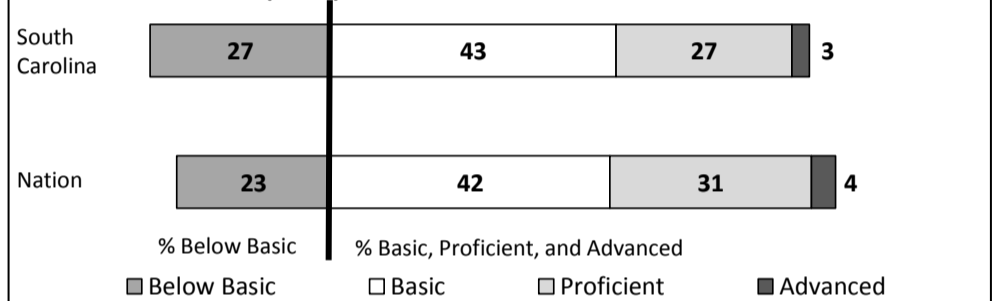
### END OF COURSE TESTS - 2014

% of students scoring 70 or above on:	Our High School	High Schools with Students Like Ours
Algebra 1/Math for the Technologies 2	89.1%	69.9%
English 1	55.6%	52.9%
Biology 1/Applied Biology 2	72.0%	64.3%
US History and the Constitution	38.8%	44.1%
All Tests	63.1%	57.7%


### NAEP\*

\*Performance reported for SC and nation, data not available at school level. Percentages at NAEP Achievement Levels.


#### READING - GRADE 8 (2013)



#### MATH - GRADE 8 (2013)



#### SCIENCE - GRADE 8 (2011)



### SC PERFORMANCE VISION

By 2020 all students will graduate with the knowledge and skills necessary to compete successfully in the global economy, participate in a democratic society and contribute positively as members of families and communities.

#### Abbreviations Key

N/A-Not Applicable

N/AV-Not Available

N/C-Not Collected

N/R-Not Reported

I/S-Insufficient Sample

TBD-To Be Determined

**Calhoun County High School  
CALHOUN COUNTY**

**SCHOOL PROFILE**

	Our School	Change from Last Year	High Schools with Students Like Ours	Median High School
<b>Students (n = 459)</b>				
Retention Rate	3.5%	Up from 3.1%	5.0%	3.0%
Attendance Rate	96.9%	Down from 98.7%	94.9%	96.2%
Served by gifted and talented program	14.4%	Up from 12.5%	11.7%	17.7%
With disabilities	14.9%	Up from 12.5%	14.5%	11.5%
Older than usual for grade	9.8%	Down from 11.1%	10.5%	7.1%
Out-of-school suspensions or expulsions for violent and/or criminal offenses	2.2%	Down from 2.8%	1.5%	1.1%
Enrolled in AP/IB programs	11.4%	Down from 17.7%	7.6%	15.4%
Successful on AP/IB exams	N/A	N/A	21.8%	52.8%
Eligible for LIFE Scholarship	31.1%	Up from 30.0%	28.6%	30.6%
Career/technology students in co-curricular organizations	0.0%	Down from 7.4%	6.3%	5.3%
Enrollment in career/technology courses	296	Up from 282	282	423
Career/technology students attaining technical skills	80.0%	Up from 72.5%	81.6%	84.5%
Annual dropout rate	0.2%	No change	1.9%	2.1%

<b>Teachers (n = 30)</b>				
Teachers with advanced degrees	70.0%	Down from 73.1%	61.9%	64.3%
Continuing contract teachers	76.7%	Down from 76.9%	66.7%	77.3%
Teachers returning from previous year	90.0%	Up from 83.1%	80.2%	85.5%
Teacher attendance rate	96.3%	Up from 96.0%	95.5%	95.5%
Average teacher salary*	\$46,666	Down 1.1%	\$45,527	\$48,414
Classes not taught by highly qualified teachers	0.8%	Down from 0.9%	7.3%	3.0%
Professional development days/teacher	6.1 days	Down from 8.1 days	10.7 days	10.0 days

<b>School</b>				
Principal's years at school	6.0	Up from 5.0	3.0	3.0
Student-teacher ratio in core subjects	23.5 to 1	Down from 24.9 to 1	22.0 to 1	26.0 to 1
Prime instructional time	91.2%	Down from 92.8%	89.6%	90.3%
Dollars spent per pupil**	\$9,963	Up 6.6%	\$10,641	\$8,238
Percent expenditures for teacher salaries**	55.8%	Up from 55.0%	54.8%	56.9%
Percent of expenditures for instruction**	56.1%	Down from 57.0%	55.8%	58.0%
Opportunities in the arts	Good	No change	Good	Excellent
SACS accreditation	Yes	No change	Yes	Yes
Parents attending conferences	99.1%	Down from 100.0%	97.5%	98.7%
Character development program	Excellent	No change	Good	Good
ESEA composite index score	84.3	Down from 89.0	70.9	84.1

\* Length of contract = 185+ days.

\*\*Prior year audited financial data available.

**EVALUATION RESULTS**

	Teachers	Students*	Parents*
Number of surveys returned	N/A	N/A	N/A
Percent satisfied with learning environment	N/A	N/A	N/A
Percent satisfied with social and physical environment	N/A	N/A	N/A
Percent satisfied with school-home relations	N/A	N/A	N/A

\* Only eleventh grade students and their parents were included. For schools without grade eleven, only the highest grade was included.

Comprehensive detail, including definitions of ratings, performance criteria, and explanations of status, is available on [www.ed.sc.gov](http://www.ed.sc.gov) and [www.eoc.sc.gov](http://www.eoc.sc.gov) as well as school and school district websites.

Printed versions are available from school districts upon request.

**REPORT OF PRINCIPAL AND SCHOOL IMPROVEMENT COUNCIL**

Calhoun County High School-“Offering the Total Package”

Calhoun County High School is a small rural school serving approximately 451 students in grades 9-12. The school has an 84.1% graduation rate with a 92% poverty index. Our March Toward Excellence continues as our school community continues to focus on “Offering the Total Package-Exceeding Expectations”. Calhoun County High School received several accolades this school year because of teamwork and our collaboration with parents and the community. We were recognized once again by US News and World Report as One of America’s Best High Schools. The high school received the Palmetto Gold Award and named a Reward School for performance by the South Carolina State Department of Education. We received a grade of a “B” from the ESEA/Federal Accountability Rating System and an Excellent/Excellent rating on our State school report card. The dedication of the teachers, hard work of the students, and support of the community and parents continues to bring pride and positive recognition to Calhoun County High School.

Our ongoing effective staff development has insured high-quality, rigorous, and appropriate instruction for the 21st Century Learner. Initiatives that have contributed to our progress include: Individual Graduation Plans for every student, PLATO, APEX Learning, USA Test Prep, Achieve 3000, writing across the curriculum, grade level parent nights, data-driven curricula, service learning projects, SMARTBoard technology, continuation of the seven period traditional schedule, credit recovery, HSAP/EOC tutorial sessions, common departmental planning periods, an award winning ROTC program, active School Improvement Council; Band Booster Club, strong partnerships with local institutions of higher education, Advisee/Advisor program, newly added Advanced Placement courses, Middle College Program (dual enrollment), and a large variety of Career and Technology course offerings.

Sharing in the vision of “Offering the Total Package-Exceeding Expectations:” our athletic department continues to foster well rounded and competitive student athletics. We will continue to openly solicit parent, community, business and educational partnerships in planning for the future success of our school.

Cynthia Byrd-Johnson

Principal

Stephanie Kluttz

School Improvement Council Chair

**Abbreviations Key**

N/A-Not Applicable

N/AV-Not Available

N/C-Not Collected

N/R-Not Reported

I/S-Insufficient Sample

TBD-To Be Determined