



# SC Annual School Report Card Summary

**Whale Branch Early College High School**  
**BEAUFORT COUNTY**  
**Grades: 9-12** Enrollment: 532  
**Principal: Priscilla Drake**  
**Superintendent: Dr. Jeffrey Moss**  
**Board Chair: Bill Evans**

## PERFORMANCE

*Comprehensive detail, including definitions of ratings, performance criteria, and explanations of status, is available on [www.ed.sc.gov](http://www.ed.sc.gov) and [www.eoc.sc.gov](http://www.eoc.sc.gov) as well as school and school district websites. Printed versions are available from school districts upon request.*

YEAR	ABSOLUTE RATING	GROWTH RATING	PALMETTO GOLD AND SILVER AWARD		ESEA/FEDERAL ACCOUNTABILITY RATING SYSTEM	
			General Performance	Closing the Gap	ESEA Grade	Accountability Indicator
2014	Average	Below Average	TBD	TBD	C	N/A
2013	Average	N/A	N/A	N/A	I	N/A
2012	N/A	N/A	N/A	N/A	D	N/A

### ABSOLUTE RATING OF HIGH SCHOOLS WITH STUDENTS LIKE OURS\*

EXCELLENT	GOOD	AVERAGE	BELOW AVERAGE	AT-RISK
8	18	10	0	0

\* Ratings are calculated with data available by 04/27/2015. Schools with Students Like Ours with Poverty Indices of no more than 5% above or below the index for this district.

### HIGH SCHOOL ASSESSMENT PROGRAM(HSAP) EXAM PASSAGE RATE(%): SECOND YEAR STUDENTS

	Our High School		High Schools with Students Like Ours	
	2013	2014	2013	2014
Passed 2 subtests (%)	75.4%	65.2%	71.9%	69.5%
Passed 1 subtest (%)	16.4%	19.6%	16.3%	19.4%
Passed no subtests (%)	8.2%	15.2%	12.5%	11.8%

### HSAP PASSAGE RATE (%) BY SPRING 2014

	Our High School	High Schools with Students Like Ours
Passage Rate	90.3%	90.5%

### ON-TIME GRADUATION RATE

	Our High School	High Schools with Students Like Ours
Number of students	119	167
Number of diplomas	92	131
Rate (%)	77.3%	78.9%

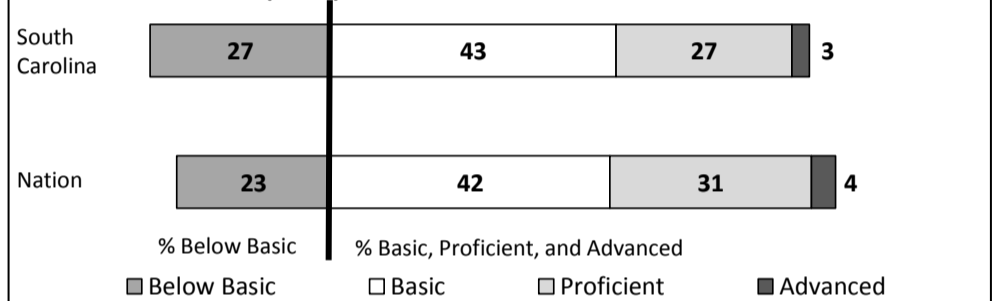
### END OF COURSE TESTS - 2014

% of students scoring 70 or above on:	Our High School	High Schools with Students Like Ours
Algebra 1/Math for the Technologies 2	61.6%	76.4%
English 1	64.4%	64.4%
Biology 1/Applied Biology 2	68.3%	69.6%
US History and the Constitution	50.0%	55.8%
All Tests	61.2%	66.4%


### NAEP\*

\*Performance reported for SC and nation, data not available at school level. Percentages at NAEP Achievement Levels.


#### READING - GRADE 8 (2013)



#### MATH - GRADE 8 (2013)



#### SCIENCE - GRADE 8 (2011)



### SC PERFORMANCE VISION

By 2020 all students will graduate with the knowledge and skills necessary to compete successfully in the global economy, participate in a democratic society and contribute positively as members of families and communities.

#### Abbreviations Key

N/A-Not Applicable

N/AV-Not Available

N/C-Not Collected

N/R-Not Reported

I/S-Insufficient Sample

TBD-To Be Determined

**Whale Branch Early College High School  
BEAUFORT COUNTY**

**SCHOOL PROFILE**

	Our School	Change from Last Year	High Schools with Students Like Ours	Median High School
<b>Students (n = 532)</b>				
Retention Rate	10.2%	Up from 0.6%	3.9%	3.0%
Attendance Rate	96.7%	Up from 96.6%	96.2%	96.2%
Served by gifted and talented program	13.7%	Up from 10.5%	15.6%	17.7%
With disabilities	10.2%	Down from 10.3%	12.5%	11.5%
Older than usual for grade	8.3%	Up from 6.8%	8.6%	7.1%
Out-of-school suspensions or expulsions for violent and/or criminal offenses	1.5%	Down from 6.9%	1.1%	1.1%
Enrolled in AP/IB programs	0.0%	No change	9.1%	15.4%
Successful on AP/IB exams	N/A	N/A	33.3%	52.8%
Eligible for LIFE Scholarship	30.7%	Down from 31.0%	30.0%	30.6%
Career/technology students in co-curricular organizations	0.0%	Down from 4.2%	10.4%	5.3%
Enrollment in career/technology courses	387	Up from 360	290	423
Career/technology students attaining technical skills	80.1%	Up from 79.7%	83.5%	84.5%
Annual dropout rate	3.0%	Up from 2.6%	2.3%	2.1%
<b>Teachers (n = 34)</b>				
Teachers with advanced degrees	70.6%	Up from 62.5%	61.7%	64.3%
Continuing contract teachers	38.2%	Down from 46.9%	75.6%	77.3%
Teachers returning from previous year	78.5%	N/A	83.9%	85.5%
Teacher attendance rate	95.1%	Down from 95.2%	95.2%	95.5%
Average teacher salary*	\$48,392	Down 1.1%	\$47,245	\$48,414
Classes not taught by highly qualified teachers	9.9%	Down from 15.9%	2.3%	3.0%
Professional development days/teacher	10.4 days	Up from 10.1 days	10.3 days	10.0 days
<b>School</b>				
Principal's years at school	4.0	Up from 3.0	4.0	3.0
Student-teacher ratio in core subjects	28.8 to 1	Up from 28.1 to 1	24.5 to 1	26.0 to 1
Prime instructional time	88.9%	Down from 89.1%	90.0%	90.3%
Dollars spent per pupil**	\$11,150	Up 28.3%	\$9,267	\$8,238
Percent expenditures for teacher salaries**	50.7%	Up from 50.0%	54.7%	56.9%
Percent of expenditures for instruction**	51.5%	Down from 54.0%	55.8%	58.0%
Opportunities in the arts	Good	No change	Good	Excellent
SACS accreditation	Yes	No change	Yes	Yes
Parents attending conferences	92.1%	Down from 98.5%	99.3%	98.7%
Character development program	Excellent	Up from Average	Good	Good
ESEA composite index score	75.5	N/A	82.8	84.1

\* Length of contract = 185+ days.

\*\*Prior year audited financial data available.

**EVALUATION RESULTS**

	Teachers	Students*	Parents*
Number of surveys returned	27	95	18
Percent satisfied with learning environment	85.2%	72.7%	94.5%
Percent satisfied with social and physical environment	92.6%	74.5%	88.9%
Percent satisfied with school-home relations	62.9%	86.1%	66.6%

\* Only eleventh grade students and their parents were included. For schools without grade eleven, only the highest grade was included.

Comprehensive detail, including definitions of ratings, performance criteria, and explanations of status, is available on [www.ed.sc.gov](http://www.ed.sc.gov) and [www.eoc.sc.gov](http://www.eoc.sc.gov) as well as school and school district websites.

Printed versions are available from school districts upon request.

**REPORT OF PRINCIPAL AND SCHOOL IMPROVEMENT COUNCIL**

Whale Branch Early College High School graduated its first class of true Warriors this June. Within this class there were many success stories. The number of students graduating with Associate degrees and certificates increased. Sixteen of our seniors graduated from the Technical College of the Lowcountry, seven with Associate degrees and five of the seven had double Associate degrees. One out of every three student in the senior class graduated with college credits. Ninety-six percent of our seniors graduated with college acceptance letters or contracts to join the military. ☐

Whale Branch Early College High School also has students who will be attending college on full academic and athletic scholarships. ☐

While our students were successful academically, success was also experienced athletically. We had a student wrestler who was a back to back Heavy Weight State Wrestling Champion, Girls and Boys Basketball teams were Region champions, Boys Basketball team was back to back Lower-State champions and State Runner-up, There were also State Championship winners among the Track and Field teams. There were a number of students who were selected for All State and Region Player of the Year. As always, we are proud of the accomplishments of our Warrior family. ☐

Our parents and teachers work together as a team to ensure that our students get the most out of their educational experience. We take pride in offering a quality education in a safe learning environment where children are mentored, nurtured, and challenged to always be the best. ☐

Priscilla Drake, Principal ☐

Sonya Wilson, SIC President

**Abbreviations Key**

N/A-Not Applicable

N/AV-Not Available

N/C-Not Collected

N/R-Not Reported

I/S-Insufficient Sample

TBD-To Be Determined