



# SC Annual School Report Card Summary

Battery Creek High  
BEAUFORT COUNTY

Grades: 9-12

Enrollment: 796

Principal: Edmond Burnes

Superintendent: Dr. Jeffrey Moss

Board Chair: Bill Evans

## PERFORMANCE

Comprehensive detail, including definitions of ratings, performance criteria, and explanations of status, is available on [www.ed.sc.gov](http://www.ed.sc.gov) and [www.eoc.sc.gov](http://www.eoc.sc.gov) as well as school and school district websites. Printed versions are available from school districts upon request.

YEAR	ABSOLUTE RATING	GROWTH RATING	PALMETTO GOLD AND SILVER AWARD		ESEA/FEDERAL ACCOUNTABILITY RATING SYSTEM	
			General Performance	Closing the Gap	ESEA Grade	Accountability Indicator
2014	Good	Below Average	TBD	TBD	B	Focus
2013	Good	Average	N/A	N/A	C	N/A
2012	Average	Good	SILVER	N/A	A	N/A

### ABSOLUTE RATING OF HIGH SCHOOLS WITH STUDENTS LIKE OURS\*

EXCELLENT	GOOD	AVERAGE	BELOW AVERAGE	AT-RISK
11	19	9	0	1

\* Ratings are calculated with data available by 04/27/2015. Schools with Students Like Ours with Poverty Indices of no more than 5% above or below the index for this district.

### HIGH SCHOOL ASSESSMENT PROGRAM(HSAP) EXAM PASSAGE RATE(%): SECOND YEAR STUDENTS

	Our High School		High Schools with Students Like Ours	
	2013	2014	2013	2014
Passed 2 subtests (%)	80.3%	67.8%	77.8%	70.7%
Passed 1 subtest (%)	13.1%	22.0%	13.8%	18.8%
Passed no subtests (%)	6.6%	10.3%	9.3%	11.2%

### HSAP PASSAGE RATE (%) BY SPRING 2014

	Our High School	High Schools with Students Like Ours
Passage Rate	86.3%	90.8%

### ON-TIME GRADUATION RATE

	Our High School	High Schools with Students Like Ours
Number of students	173	198
Number of diplomas	135	149
Rate (%)	78.0%	77.7%

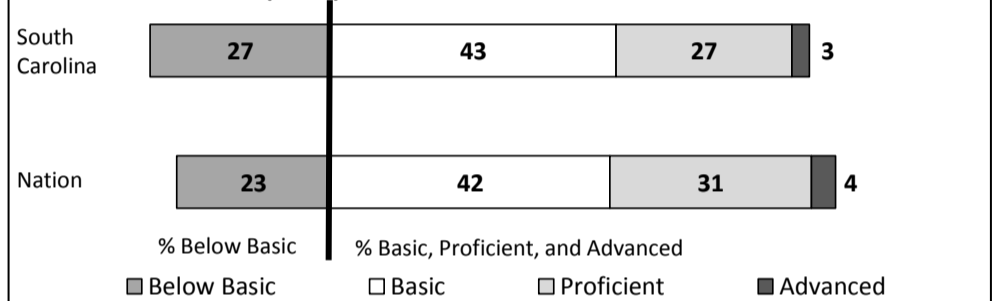
### END OF COURSE TESTS - 2014

% of students scoring 70 or above on:	Our High School	High Schools with Students Like Ours
Algebra 1/Math for the Technologies 2	69.0%	75.6%
English 1	76.3%	65.4%
Biology 1/Applied Biology 2	70.0%	72.1%
US History and the Constitution	65.6%	55.9%
All Tests	70.5%	67.1%


### NAEP\*

\*Performance reported for SC and nation, data not available at school level. Percentages at NAEP Achievement Levels.


#### READING - GRADE 8 (2013)



#### MATH - GRADE 8 (2013)



#### SCIENCE - GRADE 8 (2011)



### SC PERFORMANCE VISION

By 2020 all students will graduate with the knowledge and skills necessary to compete successfully in the global economy, participate in a democratic society and contribute positively as members of families and communities.

#### Abbreviations Key

N/A-Not Applicable

N/AV-Not Available

N/C-Not Collected

N/R-Not Reported

I/S-Insufficient Sample

TBD-To Be Determined

**Battery Creek High  
BEAUFORT COUNTY**

**SCHOOL PROFILE**

	Our School	Change from Last Year	High Schools with Students Like Ours	Median High School
<b>Students (n = 796)</b>				
Retention Rate	1.4%	Down from 4.0%	3.8%	3.0%
Attendance Rate	93.1%	Up from 92.7%	96.2%	96.2%
Served by gifted and talented program	25.6%	Down from 29.0%	16.9%	17.7%
With disabilities	11.1%	Up from 10.2%	12.2%	11.5%
Older than usual for grade	6.4%	Down from 9.0%	8.3%	7.1%
Out-of-school suspensions or expulsions for violent and/or criminal offenses	0.0%	No change	0.9%	1.1%
Enrolled in AP/IB programs	20.4%	Down from 45.6%	12.6%	15.4%
Successful on AP/IB exams	18.2%	Up from 12.0%	41.7%	52.8%
Eligible for LIFE Scholarship	27.4%	Down from 30.1%	30.3%	30.6%
Career/technology students in co-curricular organizations	11.2%	Down from 12.7%	8.8%	5.3%
Enrollment in career/technology courses	519	Down from 567	351	423
Career/technology students attaining technical skills	75.3%	Up from 75.1%	84.2%	84.5%
Annual dropout rate	4.6%	Up from 2.9%	2.4%	2.1%

<b>Teachers (n = 52)</b>				
Teachers with advanced degrees	73.1%	Up from 67.3%	63.3%	64.3%
Continuing contract teachers	65.4%	Down from 70.9%	78.3%	77.3%
Teachers returning from previous year	76.3%	Up from 70.8%	84.6%	85.5%
Teacher attendance rate	94.3%	Down from 94.9%	95.1%	95.5%
Average teacher salary*	\$53,070	Up 2.8%	\$47,911	\$48,414
Classes not taught by highly qualified teachers	20.9%	Up from 7.7%	2.0%	3.0%
Professional development days/teacher	16.3 days	Down from 16.6 days	10.0 days	10.0 days

<b>School</b>				
Principal's years at school	9.0	Up from 8.0	3.0	3.0
Student-teacher ratio in core subjects	28.9 to 1	Up from 28.6 to 1	25.3 to 1	26.0 to 1
Prime instructional time	85.2%	Down from 85.5%	90.5%	90.3%
Dollars spent per pupil**	\$10,956	Up 13.9%	\$8,775	\$8,238
Percent expenditures for teacher salaries**	55.1%	Up from 55.0%	56.1%	56.9%
Percent of expenditures for instruction**	55.6%	Down from 57.0%	57.1%	58.0%
Opportunities in the arts	Excellent	No change	Good	Excellent
SACS accreditation	Yes	No change	Yes	Yes
Parents attending conferences	93.7%	Down from 94.9%	99.6%	98.7%
Character development program	Good	No change	Good	Good
ESEA composite index score	83.8	Up from 75.9	81.1	84.1

\* Length of contract = 185+ days.

\*\*Prior year audited financial data available.

**EVALUATION RESULTS**

	Teachers	Students*	Parents*
Number of surveys returned	17	118	6
Percent satisfied with learning environment	94.1%	47.5%	I/S
Percent satisfied with social and physical environment	94.4%	58.1%	I/S
Percent satisfied with school-home relations	89.5%	69.9%	I/S

\* Only eleventh grade students and their parents were included. For schools without grade eleven, only the highest grade was included.

Comprehensive detail, including definitions of ratings, performance criteria, and explanations of status, is available on [www.ed.sc.gov](http://www.ed.sc.gov) and [www.eoc.sc.gov](http://www.eoc.sc.gov) as well as school and school district websites.

Printed versions are available from school districts upon request.

**REPORT OF PRINCIPAL AND SCHOOL IMPROVEMENT COUNCIL**

"Principal's/School Improvement Council Report

Battery Creek High School (BCHS) – Where Dolphins Make A Wave Every Day, is located in a rural area that is north and west of the city of Beaufort. We are one of five public high schools in Beaufort County, and we are demographically 45.4% Black, 39.1% White, 11.4% Hispanic, and 4.1% Other. While we continue to predominately operate on an AB block schedule, we also have a few classes that meet daily. Our basic structure continues to be driven by a focus on the selection of career majors.

For the sixth consecutive year, we have honored parents for making our "Parent Honor Roll." Parents, by continuing to fulfill criteria established in support of discipline, attendance, and academics, were recognized during each of our school's two semesters.

Driven by the pursuit of providing an optimal learning environment that will promote the greatest opportunities for students to achieve their intellectual and creative potential to graduate with a clear path of action to become a productive citizen, our Leadership Team and all staff members have worked diligently to implement the concepts of career academies. As a third year TAP school, we were able to build on successes from the previous school year, having earned a Value-Added Score of "5" for the first two years. Among the successes were impressive improvements in end-of-course exam results in U. S. History and English 1. Also impressive was the fact that our school's Report Card Absolute Rating improved from "Average" to "Good." To enhance the likelihood of successes, we continued to employ our quarterly celebrations of student achievement, utilized pull-out programs, analyzed benchmark testing data to develop strategies for addressing areas of academic challenges, and offered extra help after school hours via Title 1 funding. A federally funded initiative, GEAR-UP, was implemented as well. This initiative was put into action to ensure that the Class of 2017 is college and career ready by their graduation year. We also continued the execution of our Drop Everything and Do Math program. In addition, all stakeholders continued to be deeply involved in decision making.

Extracurricular activity participation, with continual high-level student desire to participate in our student activity programs, was again remarkable. Many of our seniors earned academic scholarships, and one of our seniors earned the very prestigious Gates Millennium scholarship. Our Wrestling Team was crowned 2104 State Champion. One of our junior female track team members was our State's AA high jump champ. Coach Nathan Day was recognized as the State's AA Wrestling Coach of the Year by the High School Sports Report. Our MCJROTC program maintained its recognition as a flagship cadet training organization throughout our State and was proud to be informed that the program was recognized as a distinguished school for the twenty-first consecutive year. With pride, our motto: The Creek – Where Dolphins Make A Wave Every Day, continues to be an expectation.

Edmond Burnes, Principal  
Robert Averill, School Improvement Council Chair

**Abbreviations Key**

N/A-Not Applicable

N/AV-Not Available

N/C-Not Collected

N/R-Not Reported

I/S-Insufficient Sample

TBD-To Be Determined