



SC Annual School Report Card Summary

Hilton Head Island High School
 BEAUFORT COUNTY
 Grades: 9-12 Enrollment: 1,267
 Principal: E. Amanda O'Nan
 Superintendent: Dr. Jeffrey Moss
 Board Chair: Bill Evans

PERFORMANCE

Comprehensive detail, including definitions of ratings, performance criteria, and explanations of status, is available on www.ed.sc.gov and www.eoc.sc.gov as well as school and school district websites. Printed versions are available from school districts upon request.

YEAR	ABSOLUTE RATING	GROWTH RATING	PALMETTO GOLD AND SILVER AWARD		ESEA/FEDERAL ACCOUNTABILITY RATING SYSTEM	
			General Performance	Closing the Gap	ESEA Grade	Accountability Indicator
2014	Excellent	Excellent	TBD	TBD	A	N/A
2013	Excellent	Excellent	GOLD	GOLD	B	N/A
2012	Excellent	Excellent	GOLD	N/A	C	N/A

ABSOLUTE RATING OF HIGH SCHOOLS WITH STUDENTS LIKE OURS*

EXCELLENT	GOOD	AVERAGE	BELOW AVERAGE	AT-RISK
13	0	0	0	0

* Ratings are calculated with data available by 04/27/2015. Schools with Students Like Ours with Poverty Indices of no more than 5% above or below the index for this district.

HIGH SCHOOL ASSESSMENT PROGRAM(HSAP) EXAM PASSAGE RATE(%): SECOND YEAR STUDENTS

	Our High School		High Schools with Students Like Ours	
	2013	2014	2013	2014
Passed 2 subtests (%)	85.3%	86.9%	90.4%	86.4%
Passed 1 subtest (%)	9.9%	7.2%	7.0%	9.8%
Passed no subtests (%)	4.8%	5.9%	3.5%	4.8%

HSAP PASSAGE RATE (%) BY SPRING 2014

	Our High School	High Schools with Students Like Ours
Passage Rate	94.1%	95.5%

ON-TIME GRADUATION RATE

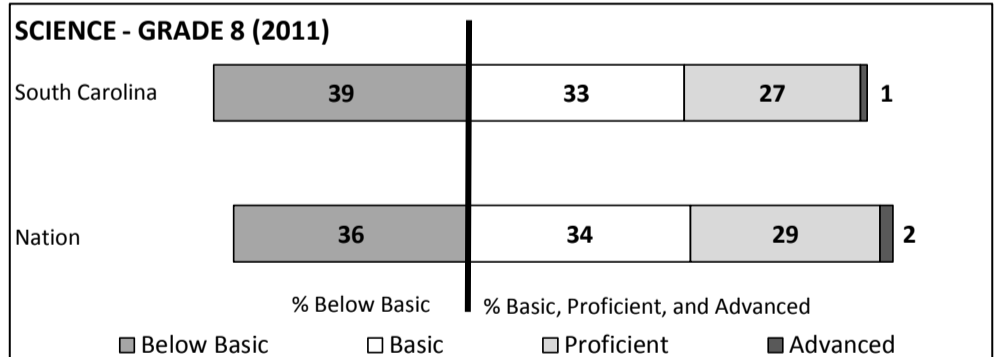

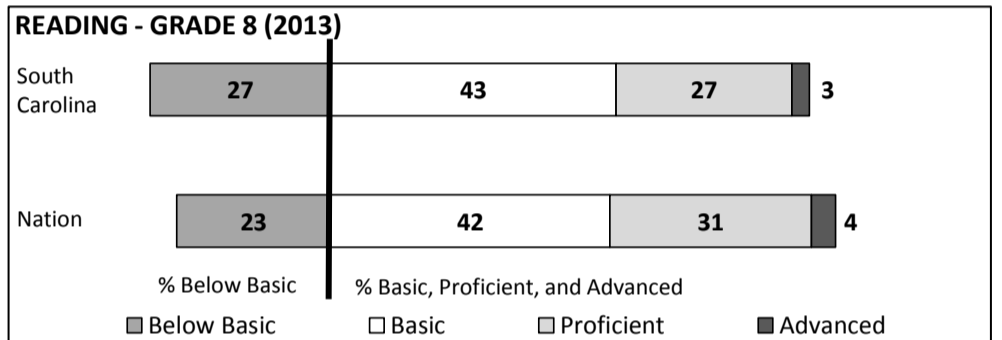
	Our High School	High Schools with Students Like Ours
Number of students	314	343
Number of diplomas	273	300
Rate (%)	86.9%	87.8%

END OF COURSE TESTS - 2014

% of students scoring 70 or above on:	Our High School	High Schools with Students Like Ours
Algebra 1/Math for the Technologies 2	84.7%	86.3%
English 1	84.1%	82.6%
Biology 1/Applied Biology 2	88.2%	88.5%
US History and the Constitution	73.2%	74.6%
All Tests	83.0%	83.4%

NAEP*

*Performance reported for SC and nation, data not available at school level. Percentages at NAEP Achievement Levels.



SC PERFORMANCE VISION

By 2020 all students will graduate with the knowledge and skills necessary to compete successfully in the global economy, participate in a democratic society and contribute positively as members of families and communities.

Abbreviations Key

N/A-Not Applicable N/AV-Not Available N/C-Not Collected N/R-Not Reported I/S-Insufficient Sample TBD-To Be Determined

**Hilton Head Island High School
BEAUFORT COUNTY**

SCHOOL PROFILE

	Our School	Change from Last Year	High Schools with Students Like Ours	Median High School
Students (n = 1,267)				
Retention Rate	5.3%	Down from 6.2%	2.4%	3.0%
Attendance Rate	96.5%	Up from 96.0%	96.0%	96.2%
Served by gifted and talented program	35.0%	Down from 40.7%	32.4%	17.7%
With disabilities	8.6%	Down from 8.8%	8.7%	11.5%
Older than usual for grade	6.4%	Down from 8.9%	5.1%	7.1%
Out-of-school suspensions or expulsions for violent and/or criminal offenses	2.1%	Up from 1.6%	1.1%	1.1%
Enrolled in AP/IB programs	72.5%	Down from 87.1%	44.0%	15.4%
Successful on AP/IB exams	57.4%	Up from 43.0%	60.4%	52.8%
Eligible for LIFE Scholarship	29.9%	Down from 35.6%	34.1%	30.6%
Career/technology students in co-curricular organizations	0.2%	Down from 1.6%	0.0%	5.3%
Enrollment in career/technology courses	643	Down from 698	586	423
Career/technology students attaining technical skills	89.4%	Up from 89.1%	87.1%	84.5%
Annual dropout rate	2.0%	Down from 2.3%	1.1%	2.1%

Teachers (n = 76)				
Teachers with advanced degrees	67.1%	Up from 63.0%	69.4%	64.3%
Continuing contract teachers	64.5%	Down from 75.3%	77.1%	77.3%
Teachers returning from previous year	85.5%	Down from 85.8%	86.2%	85.5%
Teacher attendance rate	95.3%	Down from 95.6%	95.5%	95.5%
Average teacher salary*	\$52,038	Down 0.4%	\$49,827	\$48,414
Classes not taught by highly qualified teachers	4.7%	Up from 1.4%	2.3%	3.0%
Professional development days/teacher	17.1 days	Up from 15.6 days	8.5 days	10.0 days

School				
Principal's years at school	7.0	Up from 6.0	4.0	3.0
Student-teacher ratio in core subjects	N/R	N/A	28.6 to 1	26.0 to 1
Prime instructional time	90.4%	Up from 90.2%	90.0%	90.3%
Dollars spent per pupil**	\$8,667	Up 8.0%	\$7,818	\$8,238
Percent expenditures for teacher salaries**	60.5%	Up from 60.0%	59.7%	56.9%
Percent of expenditures for instruction**	61.0%	Down from 64.0%	60.3%	58.0%
Opportunities in the arts	Good	Down from Excellent	Excellent	Excellent
SACS accreditation	Yes	No change	Yes	Yes
Parents attending conferences	71.9%	Down from 75.1%	97.8%	98.7%
Character development program	Average	Down from Good	Good	Good
ESEA composite index score	90.5	Up from 82.2	91.1	84.1

* Length of contract = 185+ days.

**Prior year audited financial data available.

EVALUATION RESULTS

	Teachers	Students*	Parents*
Number of surveys returned	47	N/R	N/R
Percent satisfied with learning environment	93.6%	I/S	I/S
Percent satisfied with social and physical environment	95.8%	I/S	I/S
Percent satisfied with school-home relations	97.9%	I/S	I/S

* Only eleventh grade students and their parents were included. For schools without grade eleven, only the highest grade was included.

Comprehensive detail, including definitions of ratings, performance criteria, and explanations of status, is available on www.ed.sc.gov and www.eoc.sc.gov as well as school and school district websites.

Printed versions are available from school districts upon request.

**REPORT OF PRINCIPAL AND SCHOOL
IMPROVEMENT COUNCIL**

Hilton Head Island High School reached many lofty goals in 2013-2014. For the third year in a row, we earned an Excellent - Excellent rating on our state report card. We have earned a Gold rating for the second consecutive year as well. Our International Baccalaureate Middle Years and Diploma Programs continued to thrive with a record fifty-five rising juniors joining the Diploma Program for the fall 2014 semester. Our student population continues to become widely diverse with students representing twenty-nine countries. We are sending a student to the International Science and Engineering Fair in Los Angeles, CA this year. She was Best in Show for the High School level; one of the grand prize winners at the Sea Island Regional Science Fair, which qualified her to compete at the ISEF. Social Studies Department Chair, Duncan Aspinwall-Winter, was awarded the DAR Outstanding Teacher of American History in South Carolina, Raychelle Lohmann was named SC Counselor of the Year, and Joseph Monmonier was awarded the AAA Region 8 Athletic Director of the Year. Three staff members were National Board recertified, and Jamie Reichelt received her National Board Certification. Two staff members earned their master's degrees and one staff member, Angie Williams, earned her doctorate degree. . Academically speaking, we were proud to have had the opportunity to display the many talents of our students and faculty. As always, students who struggle continued to find support from many organizations at Hilton Head Island High School. Our faculty worked to support preferential course scheduling for many ninth and tenth grade classes, free tutoring both on campus and in targeted neighborhood locations, and mentoring opportunities through organizations such as Girl Power and the Gentleman's Club, whose goals include supporting young people in all areas of their lives while in high school. We know these programs were successful on many levels, particularly with helping students stay focused on academic achievement and high-stakes tests like HSAP and EOCE. Athletics and extra-curricular activities have always been exceptional at HHIHS, and that tradition continued in 2013-2014. State athletic championships in girls' swimming, boys' and girls' cross country, soccer, track, tennis, as well as 12 region championship teams and numerous student athletic accomplishments led to eleven signings for HHIHS athletes to play at the collegiate level over the national average. We also took home the AAA Region 8 Sportsmanship, Ethics and Integrity Award. Our Navy Junior ROTC earned the title "Distinguished Unit with Academic Honors" status by placing in the top 10% of all NJROTC units nationwide. We are ranked 5th of 65 units in Area Six (North and South Carolina), up from 8th last year and 11th in 2012. We competed at the NJROTC Orienteering National Championship and are ranked 10th in the nation. Additionally, we had our strongest Annual Military Inspection results ever, with an overall result of DISTINGUISHED. Our unit has grown from 134 in 2012/13 to over 200 this school year. Two student musicians were named as All-State Orchestra members, additionally; three students made region orchestra and four students were named Region Band members. Students in our Visual Arts Department continued to excel with both Kurtzberg and Photographic Society of America winners. Out of thirteen applicants for a Scholastic Media Arts Award, eleven were awarded. The Hilton Head Island High School Community is proud to have continued the multi-faceted tradition of excellence throughout the 2013 – 2014 school year.

Abbreviations Key

N/A-Not Applicable

N/AV-Not Available

N/C-Not Collected

N/R-Not Reported

I/S-Insufficient Sample

TBD-To Be Determined