



# SC Annual School Report Card Summary

Beaufort High School  
 BEAUFORT COUNTY  
 Grades: 9-12 Enrollment: 1,344  
 Principal: Corey Murphy  
 Superintendent: Dr. Jeffrey Moss  
 Board Chair: Bill Evans

## PERFORMANCE

Comprehensive detail, including definitions of ratings, performance criteria, and explanations of status, is available on [www.ed.sc.gov](http://www.ed.sc.gov) and [www.eoc.sc.gov](http://www.eoc.sc.gov) as well as school and school district websites. Printed versions are available from school districts upon request.

YEAR	ABSOLUTE RATING	GROWTH RATING	PALMETTO GOLD AND SILVER AWARD		ESEA/FEDERAL ACCOUNTABILITY RATING SYSTEM	
			General Performance	Closing the Gap	ESEA Grade	Accountability Indicator
2014	Excellent	Good	TBD	TBD	B	N/A
2013	Excellent	Good	GOLD	N/A	B	N/A
2012	Excellent	Excellent	GOLD	N/A	C	N/A

### ABSOLUTE RATING OF HIGH SCHOOLS WITH STUDENTS LIKE OURS\*

EXCELLENT	GOOD	AVERAGE	BELOW AVERAGE	AT-RISK
22	6	0	0	0

\* Ratings are calculated with data available by 04/27/2015. Schools with Students Like Ours with Poverty Indices of no more than 5% above or below the index for this district.

### HIGH SCHOOL ASSESSMENT PROGRAM(HSAP) EXAM PASSAGE RATE(%): SECOND YEAR STUDENTS

	Our High School		High Schools with Students Like Ours	
	2013	2014	2013	2014
Passed 2 subtests (%)	85.3%	82.2%	86.0%	81.8%
Passed 1 subtest (%)	8.6%	12.4%	9.4%	12.7%
Passed no subtests (%)	6.1%	5.3%	5.2%	6.2%

### HSAP PASSAGE RATE (%) BY SPRING 2014

	Our High School	High Schools with Students Like Ours
Passage Rate	91.8%	95.0%

### ON-TIME GRADUATION RATE

	Our High School	High Schools with Students Like Ours
Number of students	361	357
Number of diplomas	286	296
Rate (%)	79.2%	84.5%

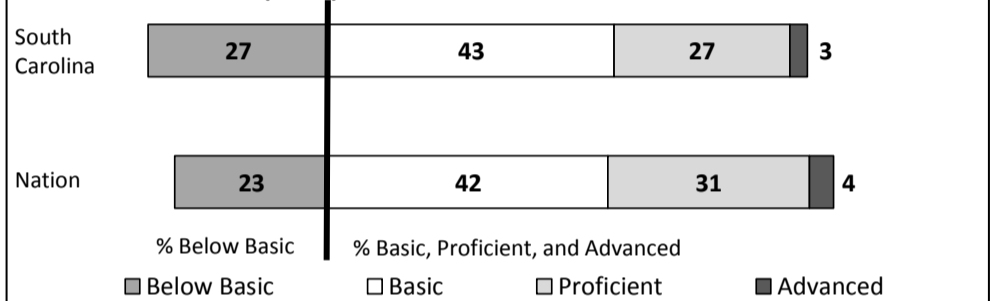
### END OF COURSE TESTS - 2014

% of students scoring 70 or above on:	Our High School	High Schools with Students Like Ours
Algebra 1/Math for the Technologies 2	79.0%	85.1%
English 1	80.1%	76.7%
Biology 1/Applied Biology 2	82.8%	83.9%
US History and the Constitution	63.5%	72.0%
All Tests	76.7%	79.7%


### NAEP\*

\*Performance reported for SC and nation, data not available at school level. Percentages at NAEP Achievement Levels.


#### READING - GRADE 8 (2013)



#### MATH - GRADE 8 (2013)



#### SCIENCE - GRADE 8 (2011)



### SC PERFORMANCE VISION

By 2020 all students will graduate with the knowledge and skills necessary to compete successfully in the global economy, participate in a democratic society and contribute positively as members of families and communities.

#### Abbreviations Key

N/A-Not Applicable    N/AV-Not Available    N/C-Not Collected    N/R-Not Reported    I/S-Insufficient Sample    TBD-To Be Determined

**Beaufort High School  
BEAUFORT COUNTY**

**SCHOOL PROFILE**

	Our School	Change from Last Year	High Schools with Students Like Ours	Median High School
<b>Students (n = 1,344)</b>				
Retention Rate	9.6%	Up from 6.5%	2.0%	3.0%
Attendance Rate	96.3%	Down from 96.5%	96.3%	96.2%
Served by gifted and talented program	36.3%	Up from 34.1%	27.1%	17.7%
With disabilities	8.7%	Down from 9.6%	10.6%	11.5%
Older than usual for grade	10.5%	Up from 8.8%	5.7%	7.1%
Out-of-school suspensions or expulsions for violent and/or criminal offenses	10.5%	Up from 4.3%	0.9%	1.1%
Enrolled in AP/IB programs	40.1%	Up from 31.0%	23.6%	15.4%
Successful on AP/IB exams	37.1%	Down from 49.0%	54.2%	52.8%
Eligible for LIFE Scholarship	33.5%	Down from 34.2%	37.4%	30.6%
Career/technology students in co-curricular organizations	7.9%	Up from 0.5%	4.1%	5.3%
Enrollment in career/technology courses	919	Down from 931	801	423
Career/technology students attaining technical skills	90.1%	Up from 85.4%	85.6%	84.5%
Annual dropout rate	4.6%	Up from 1.3%	2.1%	2.1%

<b>Teachers (n = 84)</b>				
Teachers with advanced degrees	72.6%	Up from 67.8%	65.3%	64.3%
Continuing contract teachers	81.0%	Up from 77.8%	79.1%	77.3%
Teachers returning from previous year	85.6%	Up from 83.5%	87.0%	85.5%
Teacher attendance rate	95.0%	Up from 94.5%	95.8%	95.5%
Average teacher salary*	\$53,789	Up 2.4%	\$49,612	\$48,414
Classes not taught by highly qualified teachers	20.6%	Up from 16.2%	1.4%	3.0%
Professional development days/teacher	14.8 days	Up from 14.7 days	9.8 days	10.0 days

<b>School</b>				
Principal's years at school	2.0	Up from 1.0	4.0	3.0
Student-teacher ratio in core subjects	27.8 to 1	No change	27.7 to 1	26.0 to 1
Prime instructional time	89.4%	Up from 89.0%	90.5%	90.3%
Dollars spent per pupil**	\$8,283	Up 8.1%	\$7,458	\$8,238
Percent expenditures for teacher salaries**	64.2%	Up from 64.0%	60.8%	56.9%
Percent of expenditures for instruction**	64.7%	Down from 68.0%	61.1%	58.0%
Opportunities in the arts	Excellent	No change	Excellent	Excellent
SACS accreditation	Yes	No change	Yes	Yes
Parents attending conferences	100.0%	No change	98.9%	98.7%
Character development program	Excellent	Up from Good	Good	Good
ESEA composite index score	87.1	Up from 83.0	88.3	84.1

\* Length of contract = 185+ days.

\*\*Prior year audited financial data available.

**EVALUATION RESULTS**

	Teachers	Students*	Parents*
Number of surveys returned	1	N/R	N/R
Percent satisfied with learning environment	I/S	I/S	I/S
Percent satisfied with social and physical environment	I/S	I/S	I/S
Percent satisfied with school-home relations	I/S	I/S	I/S

\* Only eleventh grade students and their parents were included. For schools without grade eleven, only the highest grade was included.

Comprehensive detail, including definitions of ratings, performance criteria, and explanations of status, is available on [www.ed.sc.gov](http://www.ed.sc.gov) and [www.eoc.sc.gov](http://www.eoc.sc.gov) as well as school and school district websites.

Printed versions are available from school districts upon request.

**REPORT OF PRINCIPAL AND SCHOOL IMPROVEMENT COUNCIL**

During the 2013-2014 school year, Beaufort High School continued its tradition of the Small School model and completed our eighth year with this successful approach. Stakeholder surveys continued to indicate that the model is highly effective and that our motto "Where Small Schools Make a Big Difference" holds true. We also completed our fourth year of the Eagle Scholars program, a rigorous curriculum designed to emphasize science and mathematics for our Honors students in grades nine-twelve.☒

☒ Continual faculty professional development and training was evident throughout the building. Faculty members attended professional development in technology, utilizing TAPPLE (an instructional delivery model), writing SMART goals, and in literacy. Teachers were accountable for conducting peer observations to facilitate collaboration and dialogue amongst each other regarding best practices. Freshman teachers and students continued with our district's, 1:1 technology initiative, using I-pads in classrooms to increase student engagement and learning. Staff development also focused on teachers continuing their advanced technology training. A technology specialist worked with teachers to improve both instructional support skills and data interpretations skills. Finally, our English Department continued in participating monthly in rigorous training with a district consultant with plans to expand into other departments next year centered on targeted-skills.☒

☒ Beaufort High School continued its use of several successful initiatives in bridging the gap between student ability, student achievement, and test scores. The school continued to move forward as a whole towards implementing the High Schools That Work key practices throughout the building. The APEX program was utilized to support additional focus on learning gaps and to provide reinforcement in basic concepts. The continued utilization of U.S.A Test Prep helped teachers establish benchmark scores for students in each subject area, monitor student progress, and improve test preparation. Incoming freshman who scored in the lower quartile of their competency tests in middle school in English or Mathematics were instructed daily in those areas with targeted instruction. Students who failed to pass the HSAP exam or were at risk of failing the HSAP exam were assigned to a learning lab. The lab was staffed by certified teachers that volunteered a portion of their planning periods. This provided students with one-to-one instruction. Beaufort High School also established an Advisor-Advisee program called, W.I.N.G.S. This program allows for staff to begin conversations with students that in most schools would only be heard in a guidance office - reducing our at-risk behaviors and drop-out percentages. Through WINGS, the school builds time within the school day to provide consistent delivery of support through the areas of career, personal, social, and academic development.☒

☒ Many positive changes were implemented in the building including the re-launching of one of our small schools to reflect updated course offerings in the Allied Health Professions and Consumer Sciences. Another initiative was the expansion of our Advanced Placement course offerings. Beaufort High School's first Parent Teacher Student Organization (PTSO) was formed and had a very successful

**Abbreviations Key**

**N/A**-Not Applicable

**N/AV**-Not Available

**N/C**-Not Collected

**N/R**-Not Reported

**I/S**-Insufficient Sample

**TBD**-To Be Determined