



SC Annual School Report Card Summary

South Aiken High School
 AIKEN COUNTY
 Grades: 9-12 Enrollment: 1,467
 Principal: G. Bryan Skipper
 Superintendent: Dr. Elizabeth Everitt
 Board Chair: Mrs. Rosemary B. English

PERFORMANCE

Comprehensive detail, including definitions of ratings, performance criteria, and explanations of status, is available on www.ed.sc.gov and www.eoc.sc.gov as well as school and school district websites. Printed versions are available from school districts upon request.

YEAR	ABSOLUTE RATING	GROWTH RATING	PALMETTO GOLD AND SILVER AWARD		ESEA/FEDERAL ACCOUNTABILITY RATING SYSTEM	
			General Performance	Closing the Gap	ESEA Grade	Accountability Indicator
2014	Excellent	Good	TBD	TBD	B	N/A
2013	Excellent	Excellent	GOLD	SILVER	C	N/A
2012	Excellent	Excellent	GOLD	N/A	C	N/A

ABSOLUTE RATING OF HIGH SCHOOLS WITH STUDENTS LIKE OURS*

EXCELLENT	GOOD	AVERAGE	BELOW AVERAGE	AT-RISK
16	0	0	0	0

* Ratings are calculated with data available by 04/27/2015. Schools with Students Like Ours with Poverty Indices of no more than 5% above or below the index for this district.

HIGH SCHOOL ASSESSMENT PROGRAM(HSAP) EXAM PASSAGE RATE(%): SECOND YEAR STUDENTS

	Our High School		High Schools with Students Like Ours	
	2013	2014	2013	2014
Passed 2 subtests (%)	89.1%	85.5%	86.9%	85.8%
Passed 1 subtest (%)	7.5%	10.0%	8.7%	9.3%
Passed no subtests (%)	3.3%	4.5%	4.4%	4.9%

HSAP PASSAGE RATE (%) BY SPRING 2014

	Our High School	High Schools with Students Like Ours
Passage Rate	92.9%	96.1%

ON-TIME GRADUATION RATE

	Our High School	High Schools with Students Like Ours
Number of students	365	324
Number of diplomas	299	281
Rate (%)	81.9%	87.0%

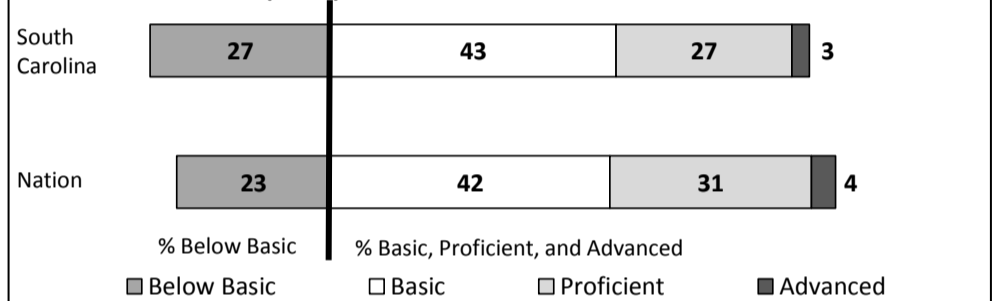
END OF COURSE TESTS - 2014

% of students scoring 70 or above on:	Our High School	High Schools with Students Like Ours
Algebra 1/Math for the Technologies 2	90.9%	86.9%
English 1	76.9%	78.3%
Biology 1/Applied Biology 2	85.9%	88.6%
US History and the Constitution	80.7%	72.6%
All Tests	83.7%	82.4%


NAEP*

*Performance reported for SC and nation, data not available at school level. Percentages at NAEP Achievement Levels.


READING - GRADE 8 (2013)



MATH - GRADE 8 (2013)



SCIENCE - GRADE 8 (2011)



SC PERFORMANCE VISION

By 2020 all students will graduate with the knowledge and skills necessary to compete successfully in the global economy, participate in a democratic society and contribute positively as members of families and communities.

Abbreviations Key

N/A-Not Applicable N/AV-Not Available N/C-Not Collected N/R-Not Reported I/S-Insufficient Sample TBD-To Be Determined

**South Aiken High School
AIKEN COUNTY**

SCHOOL PROFILE

	Our School	Change from Last Year	High Schools with Students Like Ours	Median High School
Students (n = 1,467)				
Retention Rate	2.6%	No change	2.2%	3.0%
Attendance Rate	96.5%	Down from 96.6%	96.0%	96.2%
Served by gifted and talented program	25.6%	Down from 27.9%	31.2%	17.7%
With disabilities	7.5%	No change	8.6%	11.5%
Older than usual for grade	8.2%	Up from 7.2%	6.2%	7.1%
Out-of-school suspensions or expulsions for violent and/or criminal offenses	2.5%	Down from 3.8%	1.0%	1.1%
Enrolled in AP/IB programs	29.5%	Up from 20.8%	37.5%	15.4%
Successful on AP/IB exams	60.9%	Up from 60.0%	58.3%	52.8%
Eligible for LIFE Scholarship	38.1%	Up from 29.2%	32.9%	30.6%
Career/technology students in co-curricular organizations	14.3%	Up from 10.4%	2.2%	5.3%
Enrollment in career/technology courses	704	Down from 758	581	423
Career/technology students attaining technical skills	84.0%	Up from 83.3%	88.6%	84.5%
Annual dropout rate	2.7%	Down from 3.8%	1.9%	2.1%

Teachers (n = 78)				
Teachers with advanced degrees	66.7%	Down from 69.1%	65.8%	64.3%
Continuing contract teachers	76.9%	Up from 76.5%	77.3%	77.3%
Teachers returning from previous year	88.2%	Up from 87.7%	86.5%	85.5%
Teacher attendance rate	94.4%	Down from 95.3%	95.5%	95.5%
Average teacher salary*	\$50,637	Down 1.3%	\$48,928	\$48,414
Classes not taught by highly qualified teachers	0.9%	Down from 1.2%	1.1%	3.0%
Professional development days/teacher	9.3 days	Down from 11.2 days	8.1 days	10.0 days

School				
Principal's years at school	6.0	Up from 5.0	5.0	3.0
Student-teacher ratio in core subjects	27.2 to 1	Down from 28.3 to 1	27.9 to 1	26.0 to 1
Prime instructional time	89.7%	Down from 90.7%	90.4%	90.3%
Dollars spent per pupil**	\$5,837	Down 7.5%	\$7,672	\$8,238
Percent expenditures for teacher salaries**	63.5%	Up from 63.0%	57.7%	56.9%
Percent of expenditures for instruction**	65.5%	Up from 65.0%	58.4%	58.0%
Opportunities in the arts	Excellent	No change	Excellent	Excellent
SACS accreditation	Yes	No change	Yes	Yes
Parents attending conferences	99.7%	Down from 99.9%	98.2%	98.7%
Character development program	Excellent	No change	Good	Good
ESEA composite index score	89.8	Up from 73.9	90.9	84.1

* Length of contract = 185+ days.

**Prior year audited financial data available.

EVALUATION RESULTS

	Teachers	Students*	Parents*
Number of surveys returned	38	260	85
Percent satisfied with learning environment	78.9%	59.6%	76.5%
Percent satisfied with social and physical environment	76.4%	63.2%	60.7%
Percent satisfied with school-home relations	76.3%	82.6%	69.0%

* Only eleventh grade students and their parents were included. For schools without grade eleven, only the highest grade was included.

Comprehensive detail, including definitions of ratings, performance criteria, and explanations of status, is available on www.ed.sc.gov and www.eoc.sc.gov as well as school and school district websites.

Printed versions are available from school districts upon request.

REPORT OF PRINCIPAL AND SCHOOL IMPROVEMENT COUNCIL

South Aiken High School once again experienced a positive school year in 2013 – 2014 because faculty and staff members, students, parents, and community members worked collaboratively to be successful. South Aiken was recognized by the State Department of Education for achieving Gold status on our State Report Card. South Aiken's absolute rating remained Excellent. South Aiken was recognized by US News and World Report as well as in Newsweek Magazine's Top 2000 high schools in America. Once again South Aiken received and overall Excellent rating on the State Report Card. ☐

Serving approximately 1500 students, South Aiken offers a diverse curriculum with an emphasis on preparation for college. About 70% of our graduates pursue some type of post-secondary education. Over 15% of our graduates choose to enter the workforce or the military upon graduation. This year South Aiken offered 16 AP course and won state awards for SAT/ACT averages above the state and national average. ☐

In addition to offerings for the college-bound portion of our student body, South Aiken offers career and technical courses in several areas, including Business, Marketing, Broadcast Journalism, Health Science and Culinary Arts. Our local offerings are supplemented by those available to our students through the Aiken County Career and Technology Center. Our graduating class always includes multiple students who attain occupational 'completer status' in addition to their diploma. ☐

Our student body participates actively in athletics and enjoys involvement in community programs. This year our NJROTC Academic team won several state and regional competitions. The literary magazine, Calliope, was once again recognized nationally as one of the best literary magazines in the country. The DECA program had several state winners and one student who served as state president. The academic team won the Aiken County championship for the fourth year in a row. Our service clubs completed hundreds of community service hours which culminated in five school teams participating in Relay for Life. Athletically, SAHS boy's and girl's soccer teams advanced deep into the playoffs. The boy's golf team and boy's tennis team both advanced to the 4A State championships. It was quite an exciting spring for South Aiken athletics. ☐

The School Improvement Council met during the school year and provided input regarding strategic planning and parental involvement. The Council also coordinated and implemented a school beautification project to renovate restrooms throughout the school.

Abbreviations Key

N/A-Not Applicable

N/AV-Not Available

N/C-Not Collected

N/R-Not Reported

I/S-Insufficient Sample

TBD-To Be Determined