



SC Annual School Report Card Summary

Aiken High School
AIKEN COUNTY
Grades: 9-12 Enrollment: **1,431**
Principal: Garen cofer
Superintendent: Dr. Elizabeth Everitt
Board Chair: Mrs. Rosemary B. English

PERFORMANCE

Comprehensive detail, including definitions of ratings, performance criteria, and explanations of status, is available on www.ed.sc.gov and www.eoc.sc.gov as well as school and school district websites. Printed versions are available from school districts upon request.

YEAR	ABSOLUTE RATING	GROWTH RATING	PALMETTO GOLD AND SILVER AWARD		ESEA/FEDERAL ACCOUNTABILITY RATING SYSTEM	
			General Performance	Closing the Gap	ESEA Grade	Accountability Indicator
2014	Excellent	Good	TBD	TBD	A	N/A
2013	Excellent	Excellent	GOLD	N/A	C	N/A
2012	Average	Below Average	N/A	N/A	D	N/A

ABSOLUTE RATING OF HIGH SCHOOLS WITH STUDENTS LIKE OURS*

EXCELLENT	GOOD	AVERAGE	BELOW AVERAGE	AT-RISK
27	10	3	1	3

* Ratings are calculated with data available by 04/27/2015. Schools with Students Like Ours with Poverty Indices of no more than 5% above or below the index for this district.

HIGH SCHOOL ASSESSMENT PROGRAM(HSAP) EXAM PASSAGE RATE(%): SECOND YEAR STUDENTS

	Our High School		High Schools with Students Like Ours	
	2013	2014	2013	2014
Passed 2 subtests (%)	85.3%	79.1%	80.8%	75.2%
Passed 1 subtest (%)	8.0%	10.2%	12.2%	16.2%
Passed no subtests (%)	6.7%	10.7%	7.0%	8.8%

HSAP PASSAGE RATE (%) BY SPRING 2014

	Our High School	High Schools with Students Like Ours
Passage Rate	94.8%	90.7%

ON-TIME GRADUATION RATE

	Our High School	High Schools with Students Like Ours
Number of students	296	249
Number of diplomas	245	193
Rate (%)	82.8%	75.8%

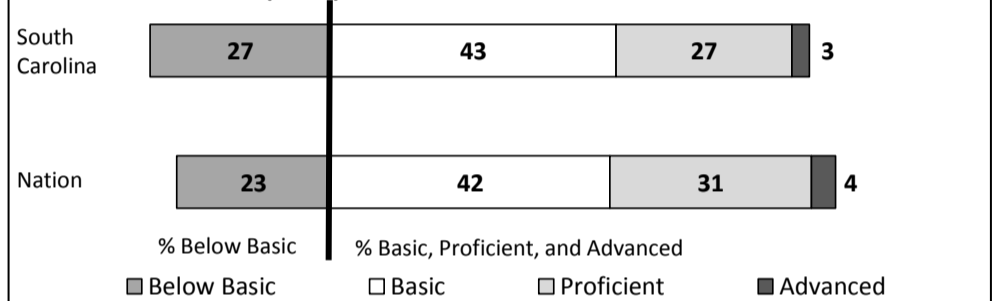
END OF COURSE TESTS - 2014

% of students scoring 70 or above on:	Our High School	High Schools with Students Like Ours
Algebra 1/Math for the Technologies 2	86.4%	81.5%
English 1	62.4%	71.8%
Biology 1/Applied Biology 2	74.6%	77.3%
US History and the Constitution	58.6%	61.1%
All Tests	70.1%	71.4%


NAEP*

*Performance reported for SC and nation, data not available at school level. Percentages at NAEP Achievement Levels.


READING - GRADE 8 (2013)



MATH - GRADE 8 (2013)



SCIENCE - GRADE 8 (2011)



SC PERFORMANCE VISION

By 2020 all students will graduate with the knowledge and skills necessary to compete successfully in the global economy, participate in a democratic society and contribute positively as members of families and communities.

Abbreviations Key

N/A-Not Applicable

N/AV-Not Available

N/C-Not Collected

N/R-Not Reported

I/S-Insufficient Sample

TBD-To Be Determined

**Aiken High School
AIKEN COUNTY**

SCHOOL PROFILE

	Our School	Change from Last Year	High Schools with Students Like Ours	Median High School
Students (n = 1,431)				
Retention Rate	4.6%	Down from 5.3%	3.0%	3.0%
Attendance Rate	96.3%	Up from 95.3%	96.3%	96.2%
Served by gifted and talented program	19.6%	Down from 25.0%	18.1%	17.7%
With disabilities	9.6%	Down from 10.2%	11.5%	11.5%
Older than usual for grade	10.6%	Down from 11.2%	7.1%	7.1%
Out-of-school suspensions or expulsions for violent and/or criminal offenses	1.0%	Up from 0.8%	1.1%	1.1%
Enrolled in AP/IB programs	21.6%	Down from 22.7%	15.8%	15.4%
Successful on AP/IB exams	56.6%	Down from 58.0%	55.6%	52.8%
Eligible for LIFE Scholarship	43.4%	Up from 33.2%	31.3%	30.6%
Career/technology students in co-curricular organizations	23.3%	Up from 21.4%	3.4%	5.3%
Enrollment in career/technology courses	720	Down from 723	418	423
Career/technology students attaining technical skills	74.1%	Up from 70.8%	83.1%	84.5%
Annual dropout rate	1.8%	Down from 3.6%	2.8%	2.1%

Teachers (n = 78)				
Teachers with advanced degrees	60.3%	Up from 56.4%	66.7%	64.3%
Continuing contract teachers	82.1%	Down from 87.2%	82.7%	77.3%
Teachers returning from previous year	93.0%	Up from 91.5%	88.0%	85.5%
Teacher attendance rate	94.1%	Down from 94.8%	95.7%	95.5%
Average teacher salary*	\$51,060	Up 1.5%	\$49,158	\$48,414
Classes not taught by highly qualified teachers	0.0%	Down from 0.3%	1.5%	3.0%
Professional development days/teacher	7.8 days	Down from 14.4 days	10.5 days	10.0 days

School				
Principal's years at school	7.0	Up from 6.0	4.0	3.0
Student-teacher ratio in core subjects	29.2 to 1	Down from 29.9 to 1	27.6 to 1	26.0 to 1
Prime instructional time	89.3%	Up from 88.6%	90.5%	90.3%
Dollars spent per pupil**	\$6,999	Down 6.1%	\$7,814	\$8,238
Percent expenditures for teacher salaries**	57.2%	Up from 56.0%	57.1%	56.9%
Percent of expenditures for instruction**	59.5%	Up from 59.0%	58.1%	58.0%
Opportunities in the arts	Excellent	No change	Excellent	Excellent
SACS accreditation	Yes	No change	Yes	Yes
Parents attending conferences	98.4%	Down from 100.0%	98.5%	98.7%
Character development program	Excellent	No change	Good	Good
ESEA composite index score	90.9	Up from 73.5	85.3	84.1

* Length of contract = 185+ days.

**Prior year audited financial data available.

EVALUATION RESULTS

	Teachers	Students*	Parents*
Number of surveys returned	69	243	49
Percent satisfied with learning environment	91.3%	60.5%	83.6%
Percent satisfied with social and physical environment	88.6%	62.7%	65.3%
Percent satisfied with school-home relations	85.9%	81.8%	74.4%

* Only eleventh grade students and their parents were included. For schools without grade eleven, only the highest grade was included.

Comprehensive detail, including definitions of ratings, performance criteria, and explanations of status, is available on www.ed.sc.gov and www.eoc.sc.gov as well as school and school district websites.

Printed versions are available from school districts upon request.

REPORT OF PRINCIPAL AND SCHOOL IMPROVEMENT COUNCIL

The 2013-2014 school year brought Aiken High School extreme success along with new beginnings. ☐

Our 2014 graduating class achieved incredible success with 24 Palmetto Fellows, 19 Academic Achievement Diplomas awarded by the state department on SAT/ACT scores and grades, a National Merit Finalist and the first place finisher in the South Carolina High School Writing Contest judged by Pat Conroy and winning the prestigious Walter Edgar Scholarship. We had 4 of the top 30 government students in the state determined by the US Senate Youth Program exam and the top government student from South Carolina. We had eight recipients of the prestigious Watson Brown Scholarship, 1 of the top 5 students designated as the Best and Brightest in the CSRA, a student receive a National Army ROTC scholarship valued at over a quarter of a million dollars in addition to numerous state and local awards. Aiken High School students received scholarships totaling over 17 million dollars. ☐

Our students not only excelled in their academics, they excelled in many extra-curricular activities. The Aiken High School NJROTC Academic Team won the North Carolina/South Carolina Academic Team competition and the Rifle team qualified to compete nationally. In state competition an Aiken High School student placed first in commercial baking and will compete nationally. The Aiken High FCCLA had 8 students qualify at the state competition in their STAR events to compete nationally. The Aiken High School Band once again received a superior rating in state competition for its ensembles, concert band, marching band, symphonic band and jazz band. ☐

Our women's volleyball team again played for the Lower State Championship and two members of the team made the All-State Team. One of the top 5 golfers in South Carolina is an Aiken High School student making the All—State Team. We are proud to celebrate one of our students being the South Carolina High School 4A State Girl's Cross Country Champion, being the South Carolina High School 4A State Girl's 1600 champion and the South Carolina Gatorade Cross Country runner of the year. ☐

We celebrated the opening of our new science and math building in the fall of 2013. This new facility provides our students with state of the art classrooms and science labs. ☐

Aiken High School is proud of the accomplishments of its students and we look forward to another successful 2014-2015 school year. ☐

Garen Cofer, Principal ☐

Amy Wingate, SIC Chairperson

Abbreviations Key

N/A-Not Applicable

N/AV-Not Available

N/C-Not Collected

N/R-Not Reported

I/S-Insufficient Sample

TBD-To Be Determined