



SC Annual School Report Card Summary

Silver Bluff High School
 AIKEN COUNTY
 Grades: 9-12 Enrollment: 640
 Principal: Collette Johnson
 Superintendent: Dr. Elizabeth Everitt
 Board Chair: Mrs. Rosemary B. English

PERFORMANCE

Comprehensive detail, including definitions of ratings, performance criteria, and explanations of status, is available on www.ed.sc.gov and www.eoc.sc.gov as well as school and school district websites. Printed versions are available from school districts upon request.

YEAR	ABSOLUTE RATING	GROWTH RATING	PALMETTO GOLD AND SILVER AWARD		ESEA/FEDERAL ACCOUNTABILITY RATING SYSTEM	
			General Performance	Closing the Gap	ESEA Grade	Accountability Indicator
2014	Excellent	Good	TBD	TBD	B	N/A
2013	Excellent	Excellent	GOLD	N/A	B	N/A
2012	Good	Below Average	N/A	N/A	C	N/A

ABSOLUTE RATING OF HIGH SCHOOLS WITH STUDENTS LIKE OURS*

EXCELLENT	GOOD	AVERAGE	BELOW AVERAGE	AT-RISK
14	17	7	0	1

* Ratings are calculated with data available by 04/27/2015. Schools with Students Like Ours with Poverty Indices of no more than 5% above or below the index for this district.

HIGH SCHOOL ASSESSMENT PROGRAM(HSAP) EXAM PASSAGE RATE(%): SECOND YEAR STUDENTS

	Our High School		High Schools with Students Like Ours	
	2013	2014	2013	2014
Passed 2 subtests (%)	89.6%	81.8%	77.8%	73.2%
Passed 1 subtest (%)	6.5%	10.1%	13.8%	17.4%
Passed no subtests (%)	3.9%	8.2%	9.3%	10.1%

HSAP PASSAGE RATE (%) BY SPRING 2014

	Our High School	High Schools with Students Like Ours
Passage Rate	93.8%	91.3%

ON-TIME GRADUATION RATE

	Our High School	High Schools with Students Like Ours
Number of students	152	215
Number of diplomas	120	163
Rate (%)	78.9%	77.2%

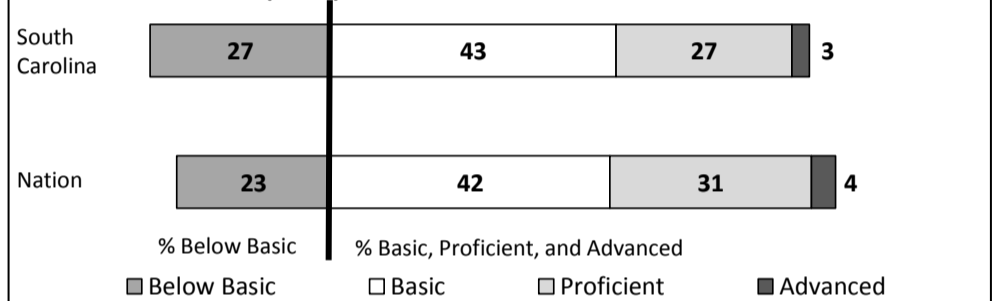
END OF COURSE TESTS - 2014

% of students scoring 70 or above on:	Our High School	High Schools with Students Like Ours
Algebra 1/Math for the Technologies 2	88.2%	78.1%
English 1	65.5%	67.8%
Biology 1/Applied Biology 2	82.0%	73.4%
US History and the Constitution	66.4%	56.2%
All Tests	75.8%	67.8%


NAEP*

*Performance reported for SC and nation, data not available at school level. Percentages at NAEP Achievement Levels.


READING - GRADE 8 (2013)



MATH - GRADE 8 (2013)



SCIENCE - GRADE 8 (2011)



SC PERFORMANCE VISION

By 2020 all students will graduate with the knowledge and skills necessary to compete successfully in the global economy, participate in a democratic society and contribute positively as members of families and communities.

Abbreviations Key

N/A-Not Applicable N/AV-Not Available N/C-Not Collected N/R-Not Reported I/S-Insufficient Sample TBD-To Be Determined

**Silver Bluff High School
AIKEN COUNTY**

SCHOOL PROFILE

	Our School	Change from Last Year	High Schools with Students Like Ours	Median High School
Students (n = 640)				
Retention Rate	4.0%	Up from 3.1%	3.6%	3.0%
Attendance Rate	96.0%	Up from 95.6%	96.2%	96.2%
Served by gifted and talented program	18.1%	Down from 20.5%	15.6%	17.7%
With disabilities	10.9%	Up from 9.1%	12.2%	11.5%
Older than usual for grade	11.7%	No change	7.7%	7.1%
Out-of-school suspensions or expulsions for violent and/or criminal offenses	0.8%	Down from 5.4%	0.9%	1.1%
Enrolled in AP/IB programs	17.6%	Up from 17.5%	11.9%	15.4%
Successful on AP/IB exams	33.6%	Down from 39.0%	49.2%	52.8%
Eligible for LIFE Scholarship	49.2%	Up from 29.7%	30.1%	30.6%
Career/technology students in co-curricular organizations	0.0%	No change	6.4%	5.3%
Enrollment in career/technology courses	321	Up from 307	351	423
Career/technology students attaining technical skills	70.3%	Down from 78.3%	84.2%	84.5%
Annual dropout rate	4.1%	Down from 4.3%	2.7%	2.1%
Teachers (n = 42)				
Teachers with advanced degrees	64.3%	Up from 60.0%	61.8%	64.3%
Continuing contract teachers	85.7%	Up from 77.5%	78.5%	77.3%
Teachers returning from previous year	89.4%	Up from 87.4%	86.1%	85.5%
Teacher attendance rate	94.0%	Down from 95.7%	95.4%	95.5%
Average teacher salary*	\$47,395	Down 3.3%	\$47,811	\$48,414
Classes not taught by highly qualified teachers	0.0%	Down from 5.6%	2.3%	3.0%
Professional development days/teacher	9.0 days	Up from 7.6 days	10.2 days	10.0 days
School				
Principal's years at school	2.0	Up from 1.0	3.0	3.0
Student-teacher ratio in core subjects	23.8 to 1	Down from 27.0 to 1	25.0 to 1	26.0 to 1
Prime instructional time	89.1%	Down from 90.5%	90.2%	90.3%
Dollars spent per pupil**	\$8,123	Down 6.0%	\$8,468	\$8,238
Percent expenditures for teacher salaries**	54.7%	Up from 54.0%	57.2%	56.9%
Percent of expenditures for instruction**	56.1%	Up from 56.0%	58.0%	58.0%
Opportunities in the arts	Good	No change	Good	Excellent
SACS accreditation	Yes	No change	Yes	Yes
Parents attending conferences	100.0%	Up from 98.3%	99.8%	98.7%
Character development program	Good	Up from Average	Good	Good
ESEA composite index score	87.6	Up from 82.0	84.1	84.1

* Length of contract = 185+ days.

**Prior year audited financial data available.

EVALUATION RESULTS

	Teachers	Students*	Parents*
Number of surveys returned	38	123	21
Percent satisfied with learning environment	89.5%	61.0%	71.4%
Percent satisfied with social and physical environment	92.5%	68.0%	81.0%
Percent satisfied with school-home relations	62.5%	80.5%	57.2%

* Only eleventh grade students and their parents were included. For schools without grade eleven, only the highest grade was included.

Comprehensive detail, including definitions of ratings, performance criteria, and explanations of status, is available on www.ed.sc.gov and www.eoc.sc.gov as well as school and school district websites.

Printed versions are available from school districts upon request.

REPORT OF PRINCIPAL AND SCHOOL IMPROVEMENT COUNCIL

Silver Bluff High School has been awarded a Palmetto Gold Award for Student Achievement by the South Carolina Department of Education for the 2012-2013 school year. This success is due to the perseverance of our students and the instructional strategies utilized by our highly qualified teachers. Our parents and community should be proud of the achievements of our school. The faculty, staff and administration of Silver Bluff have high expectations for our students and always look for excellence in the classroom. The development of rigorous instructional programs using the Common Core State Standards led Silver Bluff to have the highest first time pass rate on the HSAP in the district. Our first time pass rate of 90% was even higher than the state average. Communication with parents has continued to improve by the use of newsletters, automated calling system, school marquee, school website and the introduction of social media. Our school has made great strides in providing Facebook and Twitter to our community.

We provide our students with the opportunity to be well-rounded by participating in extra-curricular activities. Silver Bluff High School has a rich tradition of excelling and building positive relationships. Our varsity football, varsity volleyball and varsity softball teams advanced to become Region 5-AA Champions. The varsity football team went on to receive the Lower State Title and to play for the State Championship Title. This was a feat not accomplished since 2001. The NJROTC unit received an "outstanding" rating during the Annual Inspection for the 15th year in a row! The Silver Spirit Band qualified for the SCBDA 2A State Finals. The Band received the Outstanding Performance Award, the highest award given to a band program by SCBDA. SBHS seniors were awarded more than \$4 million in scholarships to colleges/universities. We strive to meet and exceed the goals we have set for this next school year, and we extend an open invitation to our parents and community to come out and support our SBHS Bulldogs in all endeavors.

Authors: Mark Edwards, SBHS School Improvement Council Chairperson and Collette Johnson, SBHS Principal.

Abbreviations Key

N/A-Not Applicable

N/AV-Not Available

N/C-Not Collected

N/R-Not Reported

I/S-Insufficient Sample

TBD-To Be Determined