



# SC Annual School Report Card Summary

Bridges Preparatory School

Grades: K-6

Enrollment: 355

Principal: Robert G. Cook

Superintendent: Wayne Brazell, Ph. D.

Board Chair: Don McLaurin

## PERFORMANCE

Comprehensive detail, including definitions of ratings, performance criteria, and explanations of status, is available on [www.ed.sc.gov](http://www.ed.sc.gov) and [www.eoc.sc.gov](http://www.eoc.sc.gov) as well as school and school district websites. Printed versions are available from school districts upon request.

YEAR	ABSOLUTE RATING	GROWTH RATING	PALMETTO GOLD AND SILVER AWARD		ESEA/FEDERAL ACCOUNTABILITY RATING SYSTEM	
			General Performance	Closing the Gap	ESEA Grade	Accountability Indicator
2014	Good	N/A	TBD	TBD	I	N/A
2013	N/A	N/A	N/A	N/A	N/A	N/A
2012	N/A	N/A	N/A	N/A	N/A	N/A

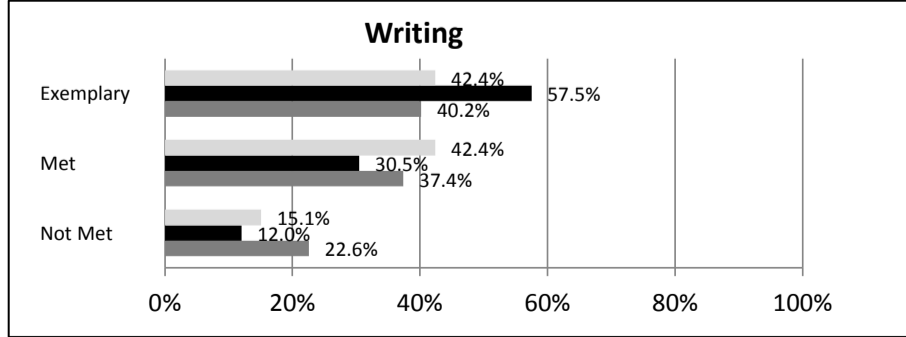
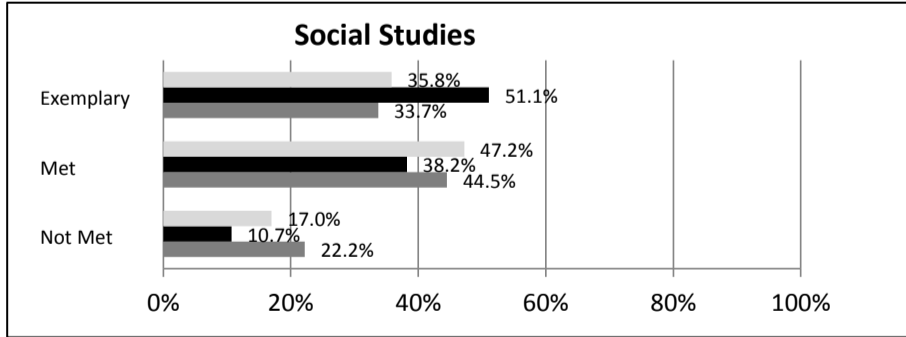
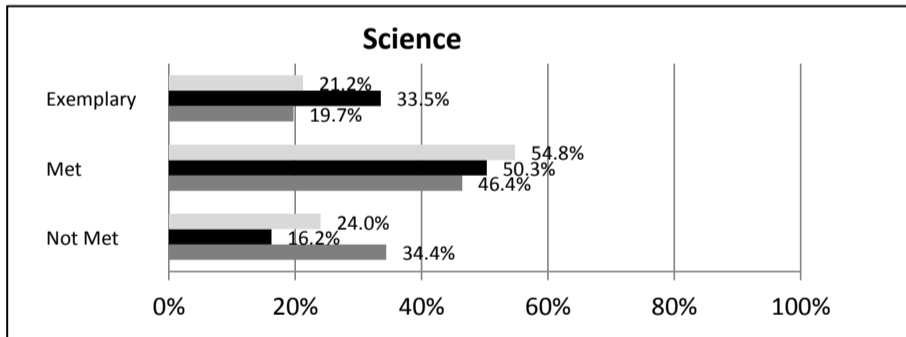
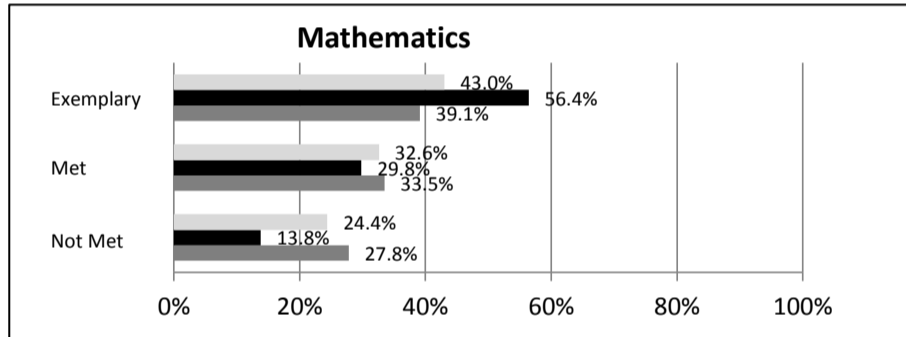
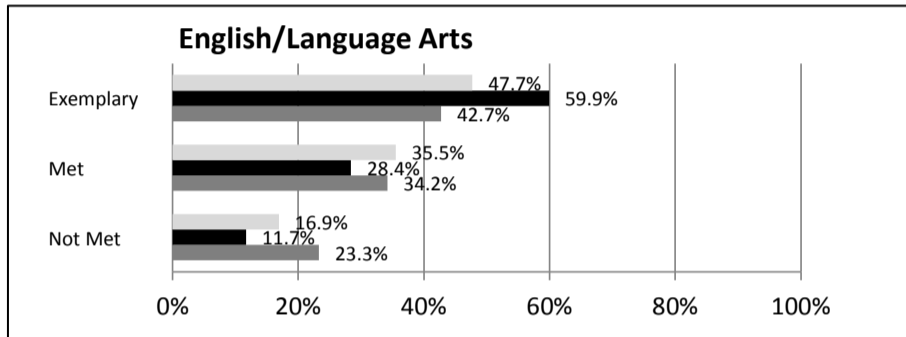
## ABSOLUTE RATINGS OF ELEMENTARY SCHOOLS WITH STUDENTS LIKE OURS\*

EXCELLENT	GOOD	AVERAGE	BELOW AVERAGE	AT-RISK
31	2	0	0	0

\* Ratings are calculated with data available by 04/27/2015. Schools with Students Like Ours are Elementary Schools with Poverty Indices of no more than 5% above or below the index for this school.

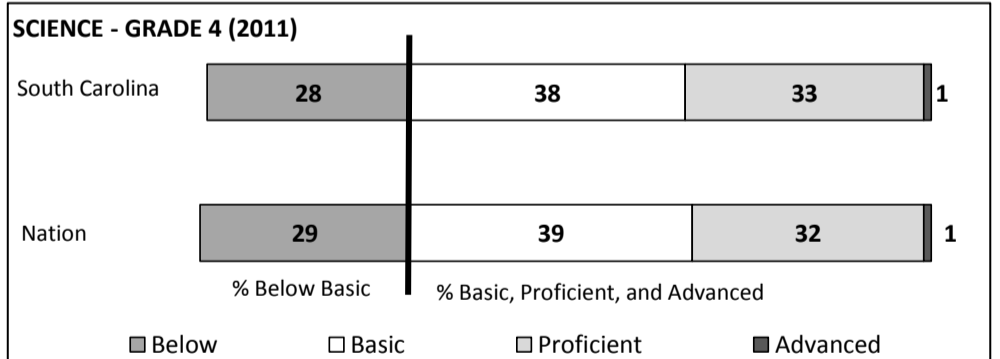

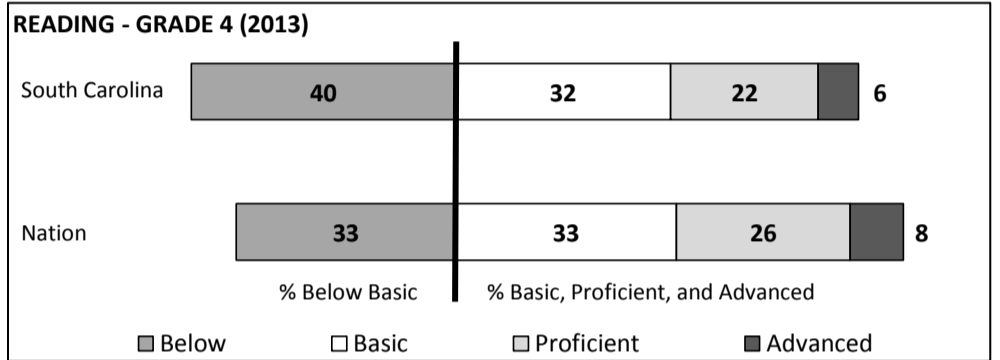
## SC PASS PERFORMANCE

Our School    Elementary Schools with Students Like Ours    Elem Schools Statewide



## NAEP\*

\*Performance reported for SC and nation, data not available at school level. Percentages at NAEP Achievement Levels.



**SC PERFORMANCE VISION**  
By 2020 all students will graduate with the knowledge and skills necessary to compete successfully in the global economy, participate in a democratic society and contribute positively as members of families and communities.

### Abbreviations Key

N/A-Not Applicable    N/AV-Not Available    N/C-Not Collected    N/R-Not Reported    I/S-Insufficient Sample    TBD-To Be Determined

# Bridges Preparatory School

## SCHOOL PROFILE

	Our School	Change from Last Year	Elementary Schools with Students Like Ours	Median Elementary Schools
<b>Students (n = 355)</b>				
Retention rate	0.0%	N/A	0.7%	1.0%
Attendance rate	99.9%	N/A	97.1%	96.5%
Served by gifted and talented program	7.6%	N/A	12.4%	7.3%
With disabilities	6.2%	N/A	10.8%	12.5%
Older than usual for grade	0.8%	N/A	1.2%	1.8%
Out-of-school suspensions or expulsions for violent and/or criminal offenses	0.0%	N/A	0.0%	0.0%
<b>Teachers (n = 24)</b>				
Teachers with advanced degrees	45.8%	N/A	64.5%	62.3%
Continuing contract teachers	41.7%	N/A	88.6%	81.2%
Teachers returning from previous year	N/A	N/A	91.3%	88.4%
Teacher attendance rate	95.9%	N/A	95.4%	95.3%
Average teacher salary*	\$38,250	N/A	\$49,326	\$47,902
Classes not taught by highly qualified teachers	0.0%	N/A	0.0%	0.0%
Professional development days/teacher	13.2 days	N/A	11.3 days	10.9 days
<b>School</b>				
Principal's years at school	1.0	N/A	4.0	4.0
Student-teacher ratio in core subjects	19.7 to 1	N/A	20.1 to 1	19.9 to 1
Prime instructional time	95.2%	N/A	90.8%	90.7%
Opportunities in the arts	Good	N/A	Good	Good
SACS accreditation	No	N/A	Yes	Yes
Parents attending conferences	99.7%	N/A	100.0%	100.0%
Character development program	Good	N/A	Excellent	Excellent
Dollars spent per pupil**	N/A	N/A	\$7,263	\$7,680
Percent of expenditures for instruction**	N/A	N/A	66.9%	66.8%
Percent of expenditures for teacher salaries**	N/A	N/A	66.5%	66.0%
ESEA composite index score		N/A	96.5	85.7

\* Length of contract = 185+ days.

\*\*Prior year audited financial data available.

## EVALUATION RESULTS

	Teachers	Students*	Parents*
Number of surveys returned	21	35	28
Percent satisfied with learning environment	90.5%	85.8%	85.7%
Percent satisfied with social and physical environment	61.9%	88.6%	92.8%
Percent satisfied with school-home relations	85.7%	97.2%	75.0%

\*Only students at the highest elementary school grade level at this school and their parents were included.

Comprehensive detail, including definitions of ratings, performance criteria, and explanations of status, is available on [www.ed.sc.gov](http://www.ed.sc.gov) and [www.eoc.sc.gov](http://www.eoc.sc.gov) as well as school and school district websites.

Printed versions are available from school districts upon request.

## REPORT OF PRINCIPAL AND SCHOOL IMPROVEMENT COUNCIL

Bridges Preparatory School opened its doors to 360 students in grades K-6 from across the Beaufort and Jasper County area in August of 2013. The student body reflects the diversity of the area in a variety of demographic measures and educational backgrounds. Located in the heart of downtown Beaufort, the BPS mission is to provide students equal access to a high quality K-12 whole child education that maximizes academic excellence and strength of character in a student-centered learning environment created by a faculty of lifelong learners. ☐

☐  
Bridges Prep is just the second school in South Carolina to implement the Paideia method of instruction. Paideia is a holistic, whole-child approach to life-long learning with roots in ancient Greece. It is characterized by a set of beliefs about education including active and rigorous teaching methods and that the human species is defined by its capacity and desire for learning. Through a partnership with the National Paideia Center, the Bridges staff is currently undergoing a multi-year training program in the Paideia method. In addition, the Bridges Prep curriculum is infused with Science, Technology, Engineering and Math (STEM) instruction through inquiry, research, hands on activities and project based assessments. Character education is addressed through seminar and discussion of our nine core value words and put into practice through the actions and words of the students daily. This whole child approach will enable Bridges students to be compassionate, critical, in depth thinkers that will be equipped to compete in the modern, global economy. ☐

☐  
The Bridges family continues to grow with the addition of 7th grade for the 2014-2015 school year, an enrollment of 440 students and several new staff members. Our academic program continues to evolve to meet the needs of all children. Each grade level will have at least one Gifted and Talented endorsed teacher. Dedicated Intervention Specialists and a Reading Coach will provide daily targeted intervention and small group instruction in all areas for students based on individual student abilities and needs. Middle school students will begin earning Carnegie Units towards graduation through the Accelerated Academics Program. ☐

☐  
Bridges Preparatory School enjoys a robust and caring parent population. Our parents volunteer countless hours to our school and our community. The PTO and Board of Directors held our very first Bridges Block Party fundraiser in which dozens of parents and staff provided labor, goods and expertise. The event proved to be an excellent showcase of our school as well as raising thousands of dollars for the school's technology needs. Participation in Beaufort County's Kids' Day and helping to provide meals for residents of downtown are two of many ways in which the school incorporates itself with the community at large. ☐

☐  
Robert G. Cook, Head of School

### Abbreviations Key

N/A-Not Applicable

N/AV-Not Available

N/C-Not Collected

N/R-Not Reported

I/S-Insufficient Sample

TBD-To Be Determined