



SC Annual School Report Card Summary

Green Charter School

Grades: K-6

Enrollment: 286

Principal: Adem Dokmeci

Superintendent: Wayne Brazell, Ph. D.

Board Chair: Don McLaurin

PERFORMANCE

Comprehensive detail, including definitions of ratings, performance criteria, and explanations of status, is available on www.ed.sc.gov and www.eoc.sc.gov as well as school and school district websites. Printed versions are available from school districts upon request.

YEAR	ABSOLUTE RATING	GROWTH RATING	PALMETTO GOLD AND SILVER AWARD		ESEA/FEDERAL ACCOUNTABILITY RATING SYSTEM	
			General Performance	Closing the Gap	ESEA Grade	Accountability Indicator
2014	Excellent	N/A	TBD	TBD	I	N/A
2013	N/A	N/A	N/A	N/A	N/A	N/A
2012	N/A	N/A	N/A	N/A	N/A	N/A

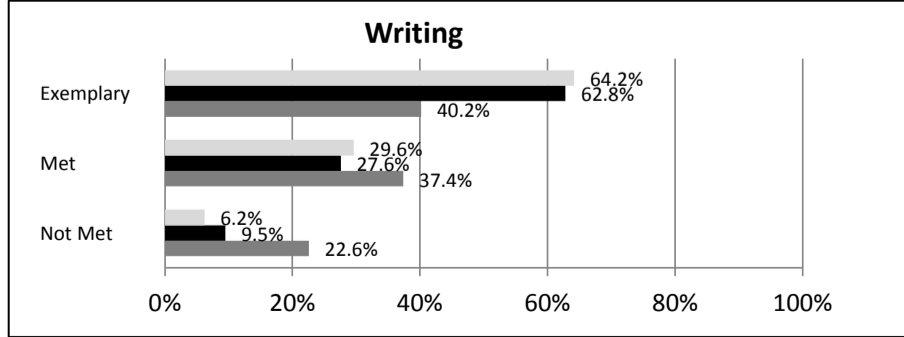
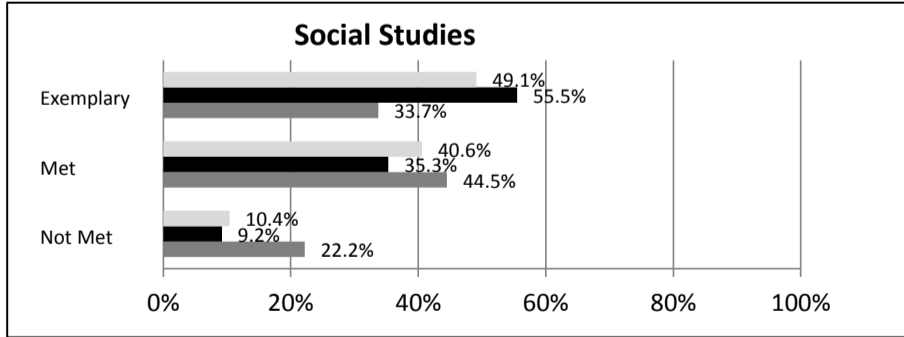
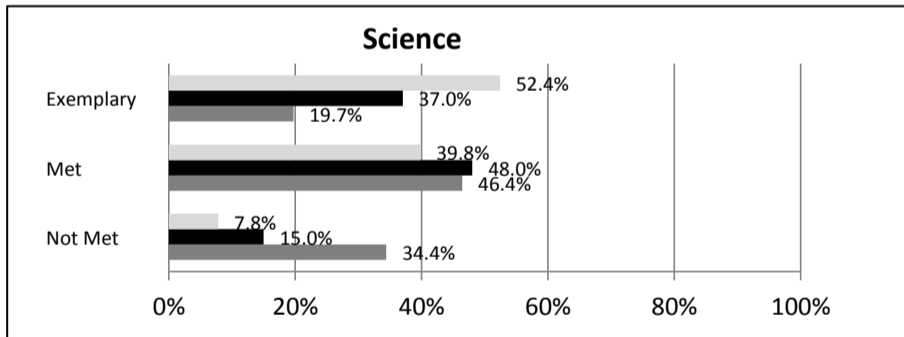
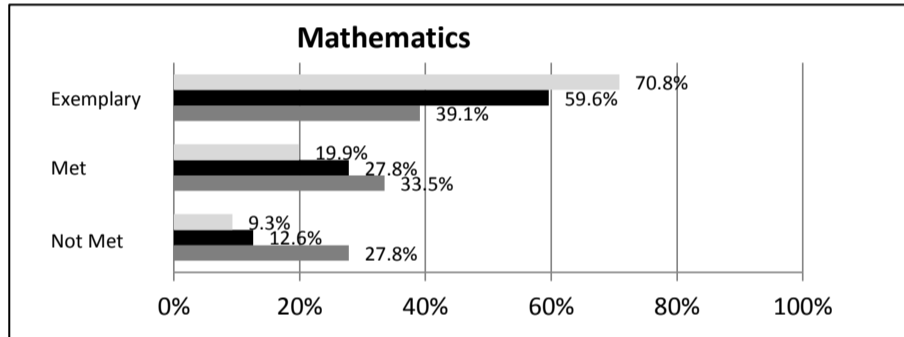
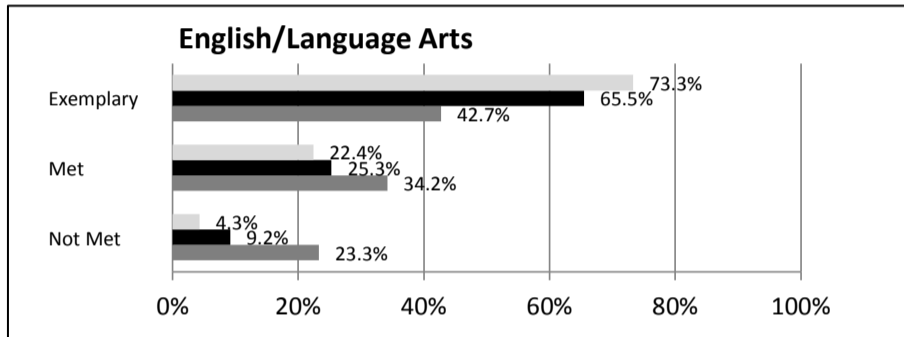
ABSOLUTE RATINGS OF ELEMENTARY SCHOOLS WITH STUDENTS LIKE OURS*

EXCELLENT	GOOD	AVERAGE	BELOW AVERAGE	AT-RISK
25	0	1	0	0

* Ratings are calculated with data available by 04/27/2015. Schools with Students Like Ours are Elementary Schools with Poverty Indices of no more than 5% above or below the index for this school.


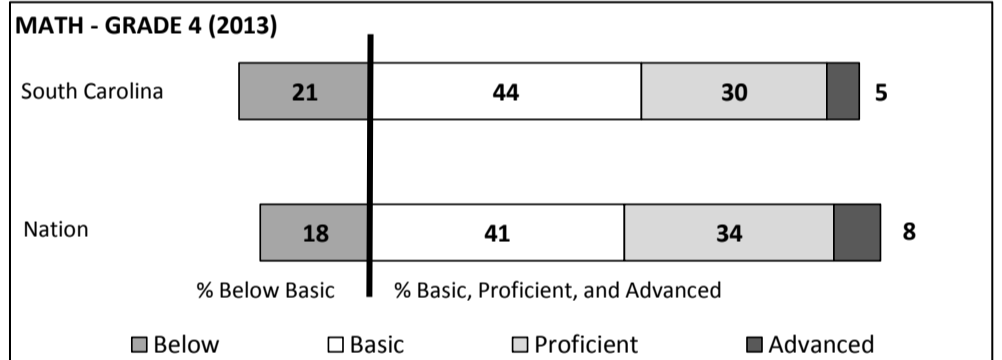
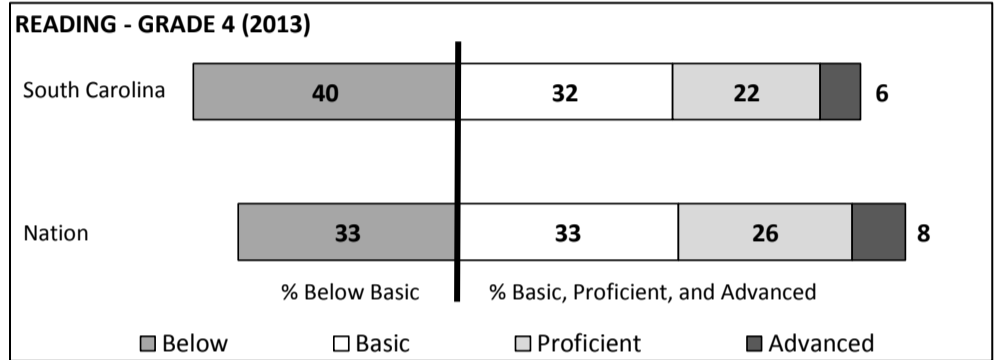
SC PASS PERFORMANCE

Our School Elementary Schools with Students Like Ours Elem Schools Statewide



NAEP*

*Performance reported for SC and nation, data not available at school level. Percentages at NAEP Achievement Levels.



SC PERFORMANCE VISION
By 2020 all students will graduate with the knowledge and skills necessary to compete successfully in the global economy, participate in a democratic society and contribute positively as members of families and communities.

Abbreviations Key

N/A-Not Applicable N/AV-Not Available N/C-Not Collected N/R-Not Reported I/S-Insufficient Sample TBD-To Be Determined

Green Charter School

SCHOOL PROFILE

	Our School	Change from Last Year	Elementary Schools with Students Like Ours	Median Elementary Schools
Students (n = 286)				
Retention rate	0.0%	N/A	0.6%	1.0%
Attendance rate	96.1%	N/A	97.0%	96.5%
Served by gifted and talented program	10.4%	N/A	14.9%	7.3%
With disabilities	5.7%	N/A	9.4%	12.5%
Older than usual for grade	2.2%	N/A	0.8%	1.8%
Out-of-school suspensions or expulsions for violent and/or criminal offenses	0.0%	N/A	0.0%	0.0%
Teachers (n = 17)				
Teachers with advanced degrees	29.4%	N/A	63.5%	62.3%
Continuing contract teachers	23.5%	N/A	86.2%	81.2%
Teachers returning from previous year	N/A	N/A	91.1%	88.4%
Teacher attendance rate	95.4%	N/A	95.2%	95.3%
Average teacher salary*	N/A	N/A	\$49,103	\$47,902
Classes not taught by highly qualified teachers	6.0%	N/A	0.0%	0.0%
Professional development days/teacher	8.0 days	N/A	10.3 days	10.9 days
School				
Principal's years at school	1.0	N/A	4.0	4.0
Student-teacher ratio in core subjects	17.9 to 1	N/A	20.4 to 1	19.9 to 1
Prime instructional time	91.3%	N/A	91.3%	90.7%
Opportunities in the arts	Poor	N/A	Good	Good
SACS accreditation	No	N/A	Yes	Yes
Parents attending conferences	77.1%	N/A	100.0%	100.0%
Character development program	Unsatisfactory	N/A	Excellent	Excellent
Dollars spent per pupil**	N/A	N/A	\$7,263	\$7,680
Percent of expenditures for instruction**	N/A	N/A	68.6%	66.8%
Percent of expenditures for teacher salaries**	N/A	N/A	68.0%	66.0%
ESEA composite index score		N/A	93.6	85.7

* Length of contract = 185+ days.

**Prior year audited financial data available.

EVALUATION RESULTS

	Teachers	Students*	Parents*
Number of surveys returned	9	32	14
Percent satisfied with learning environment	-4.0%	78.1%	92.9%
Percent satisfied with social and physical environment	-4.0%	78.2%	92.9%
Percent satisfied with school-home relations	-4.0%	90.6%	85.7%

*Only students at the highest elementary school grade level at this school and their parents were included.

Comprehensive detail, including definitions of ratings, performance criteria, and explanations of status, is available on www.ed.sc.gov and www.eoc.sc.gov as well as school and school district websites.

Printed versions are available from school districts upon request.

REPORT OF PRINCIPAL AND SCHOOL IMPROVEMENT COUNCIL

GREEN Charter School is a comprehensive K5 through 7th grade school that serves students in the Greenville, SC and surrounding areas. In 2013-2014, approximately 277 students attended GREEN Charter School. Our class size averaged less than twenty students per class. Our school is an active learning community that provides broad academic and extracurricular programs. Approximately 90% of our students attended our after school clubs and tutoring programs. [?]

Data Driven School: MAP (K5-6th) and Benchmark (3rd-6th) Tests are utilized to monitor student progress. GREEN teachers help their students through after school, Saturday, and pull out tutoring to close the gap in math and reading scores. [?]

Energy Conservation: Our unique school building utilizes the most cost effective resources available to us to reduce energy usage, recover costs and make environmental awareness a priority. Twenty-nine skylights, the installation of high efficiency HVAC system and energy conscious lighting solutions are examples of a few of the ways we work to significantly reduce energy costs. We recently applied for an energy grant that will enable us to build solar panels and a wind turbine on the roof of our school. [?]

Green Step School: As part of our vision statement, we are committed in developing an understanding of environmental sustainability, renewable energy, and technology to enhance students' achievements. The Green Steps Schools program is an environmental education and action initiative that recognizes schools in South Carolina who take annual sustainable steps toward becoming more environmentally responsible. For the school year 2013-2014, GREEN Charter's goal was to have at least one project for each category of the Green Steps Program. [?]

GREEN Charter is very grateful for the opportunity to serve the educational needs of our community. We greatly appreciate the support we have received from our families and surrounding neighbors. Our success is directly tied to the partnerships that have been formed. We are very excited about all that is to come. As we continue to strive for excellence, we look forward to the ongoing development and growth of GREEN Charter School here in Greenville, SC. [?]

Adem Dokmeci, Principal

Abbreviations Key

N/A-Not Applicable

N/AV-Not Available

N/C-Not Collected

N/R-Not Reported

I/S-Insufficient Sample

TBD-To Be Determined