



# SC Annual School Report Card Summary

Cyber Academy of South Carolina

Grades: K-9 Enrollment: 458  
Principal: David Crook  
Superintendent: Wayne Brazell, Ph. D.  
Board Chair: Don McLaurin

## PERFORMANCE

Comprehensive detail, including definitions of ratings, performance criteria, and explanations of status, is available on [www.ed.sc.gov](http://www.ed.sc.gov) and [www.eoc.sc.gov](http://www.eoc.sc.gov) as well as school and school district websites. Printed versions are available from school districts upon request.

YEAR	ABSOLUTE RATING	GROWTH RATING	PALMETTO GOLD AND SILVER AWARD		ESEA/FEDERAL ACCOUNTABILITY RATING SYSTEM	
			General Performance	Closing the Gap	ESEA Grade	Accountability Indicator
2014	Below Average	N/A	TBD	TBD	I	N/A
2013	N/A	N/A	N/A	N/A	N/A	N/A
2012	N/A	N/A	N/A	N/A	N/A	N/A

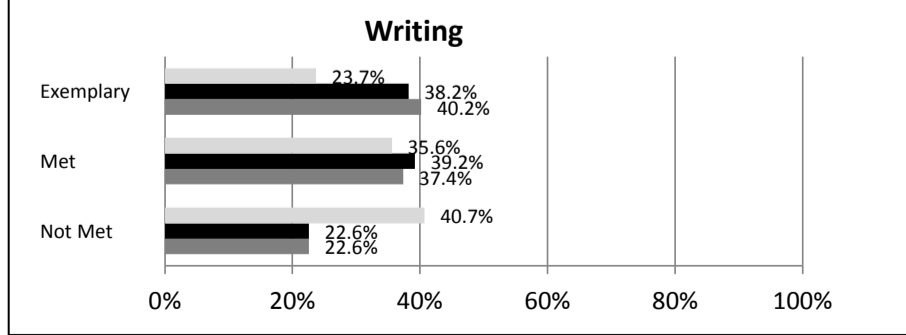
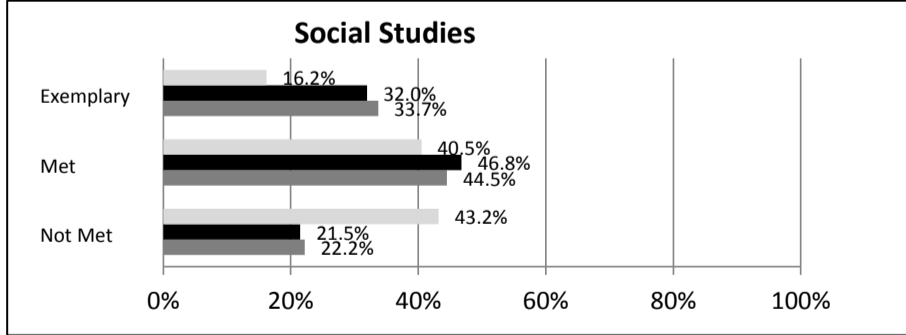
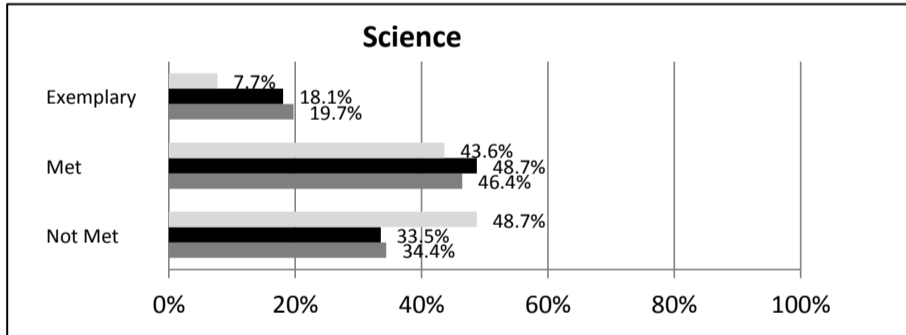
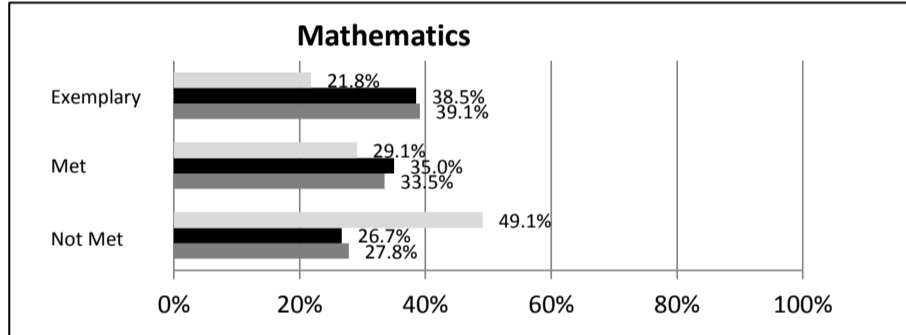
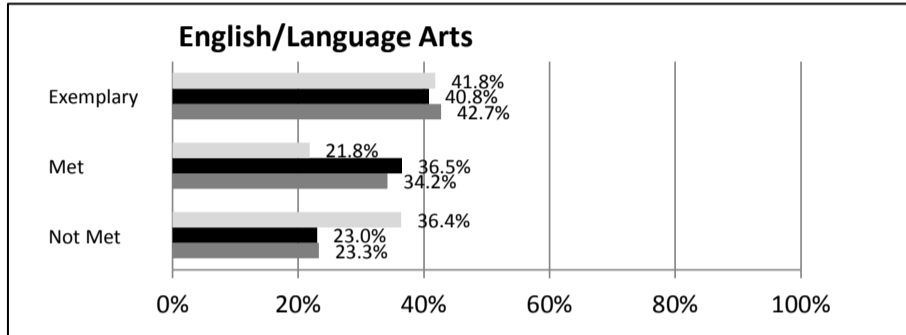
## ABSOLUTE RATINGS OF ELEMENTARY SCHOOLS WITH STUDENTS LIKE OURS\*

EXCELLENT	GOOD	AVERAGE	BELOW AVERAGE	AT-RISK
28	44	59	4	1

\* Ratings are calculated with data available by 04/27/2015. Schools with Students Like Ours are Elementary Schools with Poverty Indices of no more than 5% above or below the index for this school.

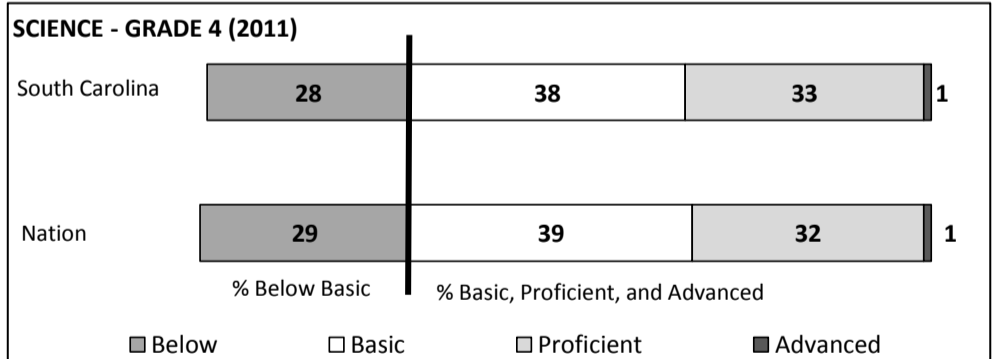

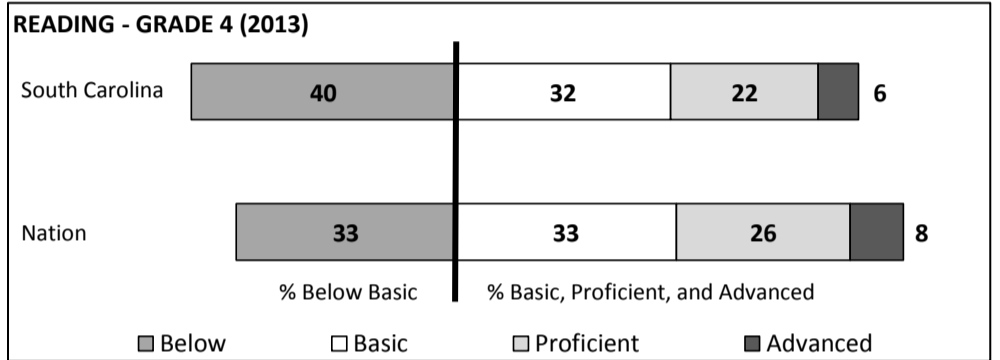
## SC PASS PERFORMANCE

Our School Elementary Schools with Students Like Ours Elem Schools Statewide



## NAEP\*

\*Performance reported for SC and nation, data not available at school level. Percentages at NAEP Achievement Levels.



**SC PERFORMANCE VISION**  
By 2020 all students will graduate with the knowledge and skills necessary to compete successfully in the global economy, participate in a democratic society and contribute positively as members of families and communities.

### Abbreviations Key

N/A-Not Applicable    N/AV-Not Available    N/C-Not Collected    N/R-Not Reported    I/S-Insufficient Sample    TBD-To Be Determined

# Cyber Academy of South Carolina

## SCHOOL PROFILE

	Our School	Change from Last Year	Elementary Schools with Students Like Ours	Median Elementary Schools
<b>Students (n = 458)</b>				
Retention rate	0.0%	N/A	1.1%	1.0%
Attendance rate	93.5%	N/A	96.4%	96.5%
Served by gifted and talented program	0.0%	N/A	7.1%	7.3%
With disabilities	12.7%	N/A	13.7%	12.5%
Older than usual for grade	11.1%	N/A	2.1%	1.8%
Out-of-school suspensions or expulsions for violent and/or criminal offenses	0.0%	N/A	0.0%	0.0%
<b>Teachers (n = 14)</b>				
Teachers with advanced degrees	85.7%	N/A	59.8%	62.3%
Continuing contract teachers	57.1%	N/A	83.8%	81.2%
Teachers returning from previous year	N/A	N/A	89.3%	88.4%
Teacher attendance rate	99.6%	N/A	95.3%	95.3%
Average teacher salary*	N/A	N/A	\$48,645	\$47,902
Classes not taught by highly qualified teachers	1.8%	N/A	0.0%	0.0%
Professional development days/teacher	8.0 days	N/A	10.8 days	10.9 days
<b>School</b>				
Principal's years at school	1.0	N/A	5.0	4.0
Student-teacher ratio in core subjects	N/R	N/A	20.2 to 1	19.9 to 1
Prime instructional time	93.1%	N/A	90.2%	90.7%
Opportunities in the arts	Good	N/A	Good	Good
SACS accreditation	No	N/A	Yes	Yes
Parents attending conferences	90.1%	N/A	100.0%	100.0%
Character development program	Below Average	N/A	Excellent	Excellent
Dollars spent per pupil**	N/A	N/A	\$7,750	\$7,680
Percent of expenditures for instruction**	N/A	N/A	65.9%	66.8%
Percent of expenditures for teacher salaries**	N/A	N/A	65.1%	66.0%
ESEA composite index score		N/A	85.8	85.7

\* Length of contract = 185+ days.

\*\*Prior year audited financial data available.

## EVALUATION RESULTS

	Teachers	Students*	Parents*
Number of surveys returned	13	91	53
Percent satisfied with learning environment	77.0%	93.4%	90.6%
Percent satisfied with social and physical environment	53.9%	88.9%	77.6%
Percent satisfied with school-home relations	69.2%	92.3%	89.1%

\*Only students at the highest elementary school grade level at this school and their parents were included.

Comprehensive detail, including definitions of ratings, performance criteria, and explanations of status, is available on [www.ed.sc.gov](http://www.ed.sc.gov) and [www.eoc.sc.gov](http://www.eoc.sc.gov) as well as school and school district websites.

Printed versions are available from school districts upon request.

## REPORT OF PRINCIPAL AND SCHOOL IMPROVEMENT COUNCIL

It is the mission of the Cyber Academy of South Carolina (CASC), a high-quality, full time online public charter school, to be accountable for developing each of our student's full potential by utilizing research-based technology applications, meaningful teacher/student/parent involvement, and engaging, individualized learning. CASC opened in the 2013-14 school year enrolling grades K-9 students from across South Carolina. We will add one grade level per year of operation, and will serve grades K-12 in the 2016-17 School Year. Any student qualified to attend school in South Carolina in the appropriate grade will be eligible to attend CASC. ☐

☐ CASC seeks to ensure that all teachers are South Carolina-certified (and NCLB Highly Qualified). CASC teachers provide daily guidance, instruction, and support to students and their "learning coaches" (a parent, or another responsible adult designated by the parent, who helps guide a student through their daily coursework) via email, telephone, in person, and during synchronous web conference learning sessions. Each student has an Individual Learning Plan (ILP) with her/his own learning goals. K-8 grade students study Language Arts/English, Mathematics, Science, History, Art, Music and World Languages. The school offers more than 150 high school courses in Math, English, Science, History and World Languages in multiple levels, remediation and credit recovery courses, and electives.☐

☐ The school's education program combines lessons accessed on the Internet with hands-on materials. Students receive the course content, instruction, assignments, assessments and supplemental materials online as well as hands-on materials kits shipped directly to the student free of charge. Students meeting eligibility requirements may be able to request and check out a computer and printer and receive Internet cost reimbursement while enrolled at the school.☐

☐ David Crook; Head of School☐

☐ Sandra Sandifer; Board Chairperson

### Abbreviations Key

N/A-Not Applicable

N/AV-Not Available

N/C-Not Collected

N/R-Not Reported

I/S-Insufficient Sample

TBD-To Be Determined