



SC Annual School Report Card Summary

East Point Academy

Grades: K-4 Enrollment: 311
Principal: D. Renee Mathews
Superintendent: Wayne Brazell, Ph. D.
Board Chair: Don McLaurin

PERFORMANCE

Comprehensive detail, including definitions of ratings, performance criteria, and explanations of status, is available on www.ed.sc.gov and www.eoc.sc.gov as well as school and school district websites. Printed versions are available from school districts upon request.

YEAR	ABSOLUTE RATING	GROWTH RATING	PALMETTO GOLD AND SILVER AWARD		ESEA/FEDERAL ACCOUNTABILITY RATING SYSTEM	
			General Performance	Closing the Gap	ESEA Grade	Accountability Indicator
2014	Excellent	Excellent	TBD	TBD	A	Focus
2013	Excellent	N/A	N/A	N/A	A	N/A
2012	N/A	N/A	N/A	N/A	N/A	N/A

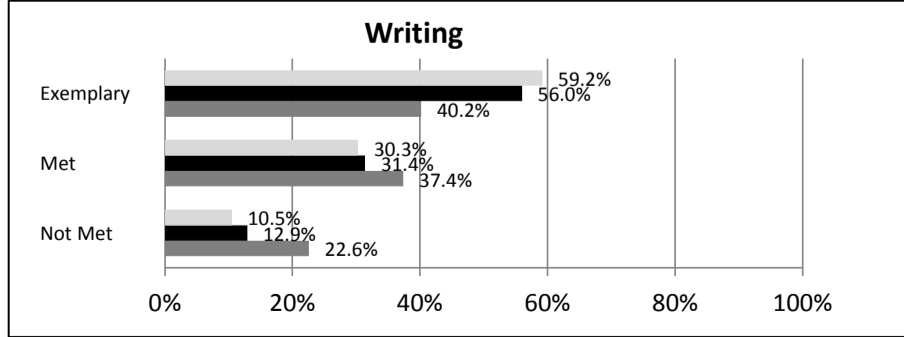
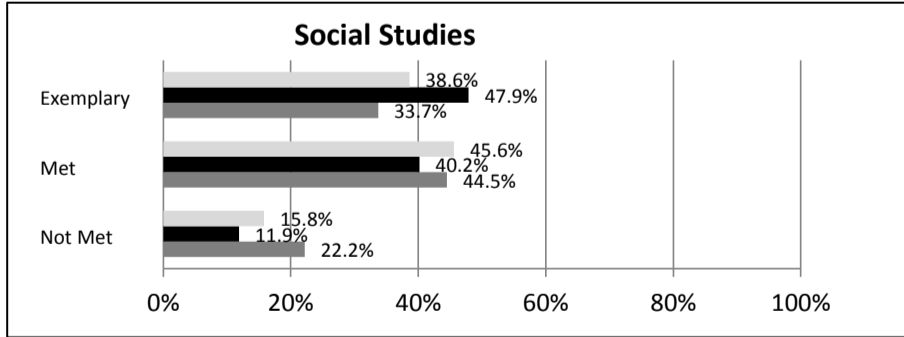
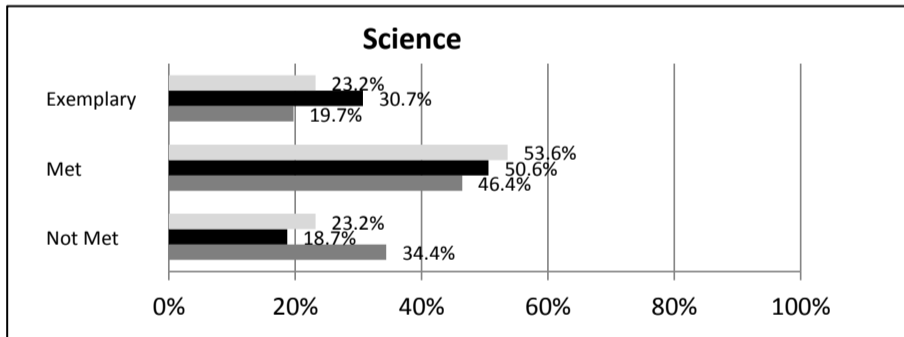
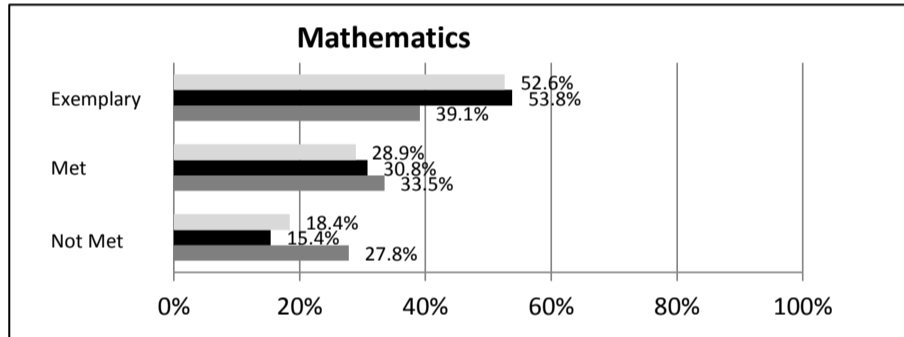
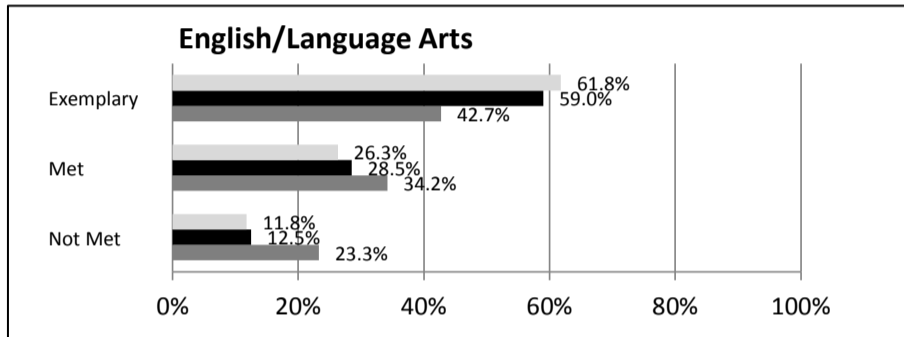
ABSOLUTE RATINGS OF ELEMENTARY SCHOOLS WITH STUDENTS LIKE OURS*

EXCELLENT	GOOD	AVERAGE	BELOW AVERAGE	AT-RISK
37	4	0	0	0

* Ratings are calculated with data available by 04/27/2015. Schools with Students Like Ours are Elementary Schools with Poverty Indices of no more than 5% above or below the index for this school.


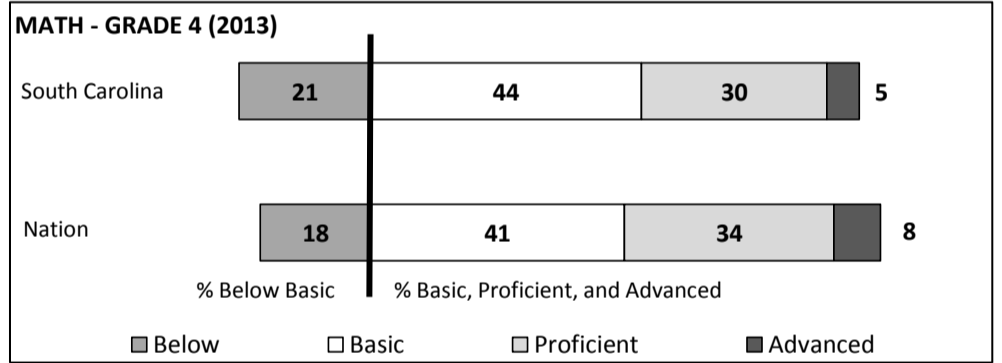
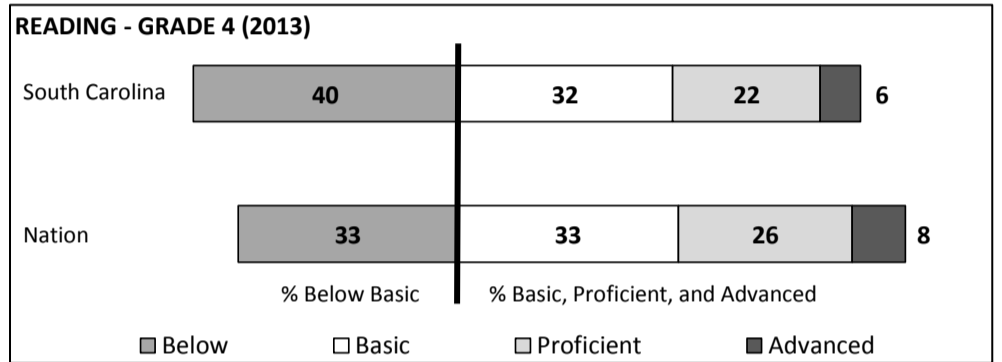
SC PASS PERFORMANCE

Our School Elementary Schools with Students Like Ours Elem Schools Statewide



NAEP*

*Performance reported for SC and nation, data not available at school level. Percentages at NAEP Achievement Levels.



SC PERFORMANCE VISION

By 2020 all students will graduate with the knowledge and skills necessary to compete successfully in the global economy, participate in a democratic society and contribute positively as members of families and communities.

Abbreviations Key

N/A-Not Applicable N/AV-Not Available N/C-Not Collected N/R-Not Reported I/S-Insufficient Sample TBD-To Be Determined

East Point Academy

SCHOOL PROFILE

	Our School	Change from Last Year	Elementary Schools with Students Like Ours	Median Elementary Schools
Students (n = 311)				
Retention rate	1.0%	Down from 2.4%	0.8%	1.0%
Attendance rate	94.5%	Down from 97.7%	97.1%	96.5%
Served by gifted and talented program	6.0%	Down from 7.7%	12.0%	7.3%
With disabilities	4.0%	Down from 4.7%	10.8%	12.5%
Older than usual for grade	2.3%	Up from 1.8%	1.1%	1.8%
Out-of-school suspensions or expulsions for violent and/or criminal offenses	0.3%	Up from 0.0%	0.0%	0.0%
Teachers (n = 35)				
Teachers with advanced degrees	28.6%	Down from 37.5%	64.5%	62.3%
Continuing contract teachers	31.4%	Up from 31.3%	88.6%	81.2%
Teachers returning from previous year	N/A	N/A	91.0%	88.4%
Teacher attendance rate	97.9%	Up from 96.8%	95.4%	95.3%
Average teacher salary*	\$30,683	Down 3.7%	\$49,704	\$47,902
Classes not taught by highly qualified teachers	37.7%	Down from 63.0%	0.0%	0.0%
Professional development days/teacher	11.3 days	Up from 6.5 days	10.4 days	10.9 days
School				
Principal's years at school	3.0	Up from 2.0	5.0	4.0
Student-teacher ratio in core subjects	11.5 to 1	N/A	20.1 to 1	19.9 to 1
Prime instructional time	91.6%	Down from 93.8%	90.9%	90.7%
Opportunities in the arts	Good	No change	Good	Good
SACS accreditation	No	No change	Yes	Yes
Parents attending conferences	100.0%	No change	99.8%	100.0%
Character development program	Excellent	No change	Excellent	Excellent
Dollars spent per pupil**	\$8,320	Down 19.6%	\$7,271	\$7,680
Percent of expenditures for instruction**	51.6%	Up from 48.0%	68.5%	66.8%
Percent of expenditures for teacher salaries**	36.7%	Up from 36.0%	67.5%	66.0%
ESEA composite index score	97.1	Down from 100.0	95.6	85.7

* Length of contract = 185+ days.

**Prior year audited financial data available.

EVALUATION RESULTS

	Teachers	Students*	Parents*
Number of surveys returned	22	34	11
Percent satisfied with learning environment	77.2%	91.2%	90.9%
Percent satisfied with social and physical environment	95.5%	79.4%	90.0%
Percent satisfied with school-home relations	100.0%	88.2%	72.8%

*Only students at the highest elementary school grade level at this school and their parents were included.

Comprehensive detail, including definitions of ratings, performance criteria, and explanations of status, is available on www.ed.sc.gov and www.eoc.sc.gov as well as school and school district websites.

Printed versions are available from school districts upon request.

REPORT OF PRINCIPAL AND SCHOOL IMPROVEMENT COUNCIL

East Point Academy (EPA) is a public charter school completing our third year and serving grades Pre-K through Grade 4. EPA is South Carolina's only school-wide, Chinese language immersion school. Students learn to speak, write and understand Mandarin through language immersion classes in math, science and Mandarin Language Arts. In addition, students learn Mandarin and Chinese culture during some related arts classes.

Approximately half of the staff are native speakers of Mandarin. ☐

Differentiation and a personal school experience serve as the basis for the instructional program which incorporates elements of Montessori, character development, community service, inquiry learning and ecology. ☐

☐

The PTO sponsor many school activities and the School Improvement Council meets monthly to review curriculum and academic progress. The school has a daily after school program which includes homework assistance and choices in Odyssey of the Mind, Math Kangaroo, martial arts, gymnastics, music, dance, pinao, guitar and Lego League. A variety of clubs and sports such as Green Team, Student Government, pingpong, mini-cheerleading, running club, soccer, tennis and basketball are available for students. MAP scores for all grades in Math and Reading are consistently above national norms. The average re-enrollment rate for our first three years is 97%. Prior to this school year, we opened a new facility, having grown into two campuses, Primary and Elementary. We will continue to add one grade per year through the eighth grade. The school is governed by an elected Board who appoints members to help advance the school. The Board has voted to pursue the addition of a high school program to meet the future needs of our students as they continue their studies in Mandarin. At East Point Academy, we are preparing bright children for brighter futures. ☐

☐

Renee Mathews, Director/Founding Principal

Abbreviations Key

N/A-Not Applicable

N/AV-Not Available

N/C-Not Collected

N/R-Not Reported

I/S-Insufficient Sample

TBD-To Be Determined