



SC Annual School Report Card Summary

Pleasant Knoll Elementary
 YORK 4
 Grades: K-5 Enrollment: 782
 Principal: Grey Young
 Superintendent: Dr. James N. Epps, Jr.
 Board Chair: Patrick White

PERFORMANCE

Comprehensive detail, including definitions of ratings, performance criteria, and explanations of status, is available on www.ed.sc.gov and www.eoc.sc.gov as well as school and school district websites. Printed versions are available from school districts upon request.

YEAR	ABSOLUTE RATING	GROWTH RATING	PALMETTO GOLD AND SILVER AWARD		ESEA/FEDERAL ACCOUNTABILITY RATING SYSTEM	
			General Performance	Closing the Gap	ESEA Grade	Accountability Indicator
2014	Excellent	Good	TBD	TBD	A	N/A
2013	Excellent	Good	GOLD	GOLD	A	N/A
2012	Excellent	Excellent	GOLD	GOLD	A	N/A

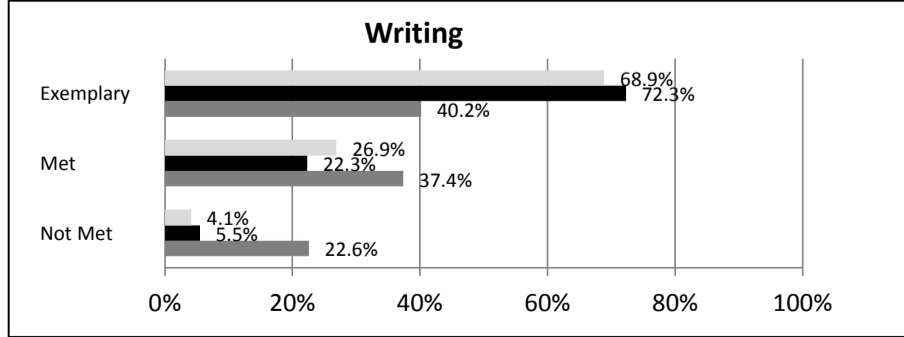
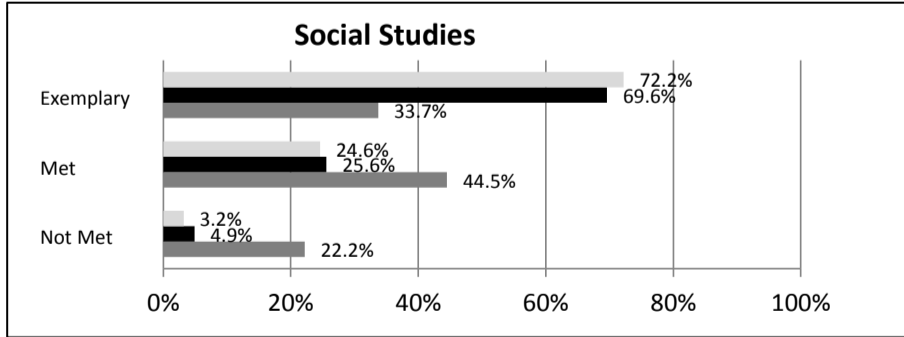
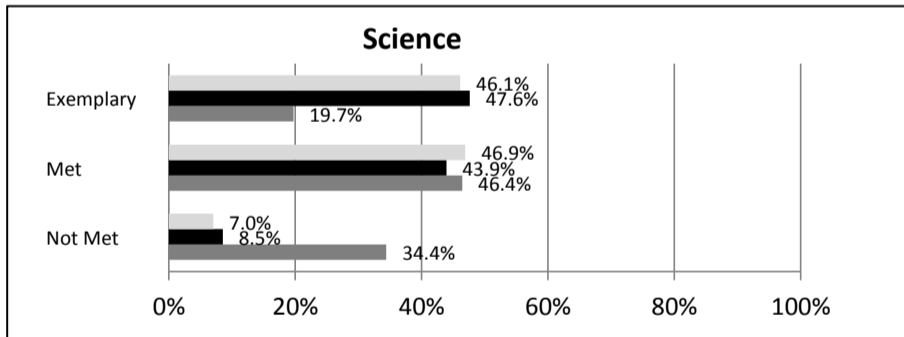
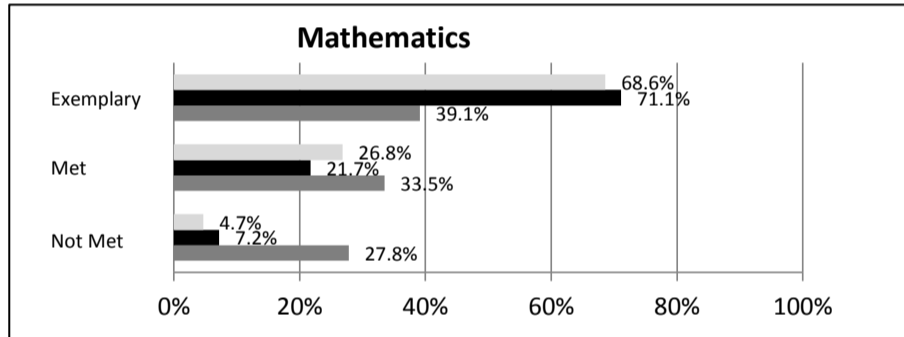
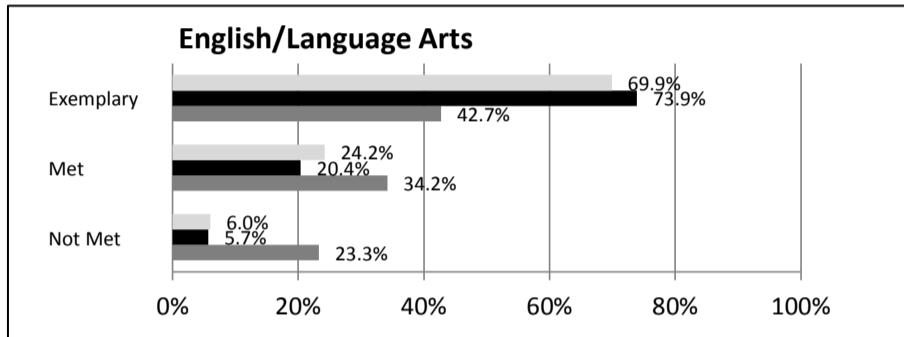
ABSOLUTE RATINGS OF ELEMENTARY SCHOOLS WITH STUDENTS LIKE OURS*

EXCELLENT	GOOD	AVERAGE	BELOW AVERAGE	AT-RISK
14	0	0	0	0

* Ratings are calculated with data available by 04/27/2015. Schools with Students Like Ours are Elementary Schools with Poverty Indices of no more than 5% above or below the index for this school.


SC PASS PERFORMANCE

Our School Elementary Schools with Students Like Ours Elem Schools Statewide



NAEP*

*Performance reported for SC and nation, data not available at school level. Percentages at NAEP Achievement Levels.



SC PERFORMANCE VISION

By 2020 all students will graduate with the knowledge and skills necessary to compete successfully in the global economy, participate in a democratic society and contribute positively as members of families and communities.

Abbreviations Key

N/A-Not Applicable N/AV-Not Available N/C-Not Collected N/R-Not Reported I/S-Insufficient Sample TBD-To Be Determined

**Pleasant Knoll Elementary
YORK 4**

SCHOOL PROFILE

	Our School	Change from Last Year	Elementary Schools with Students Like Ours	Median Elementary Schools
Students (n = 782)				
Retention rate	0.3%	Up from 0.1%	0.5%	1.0%
Attendance rate	97.1%	Down from 97.4%	97.1%	96.5%
Served by gifted and talented program	16.1%	Up from 15.3%	20.7%	7.3%
With disabilities	11.8%	Up from 10.9%	9.8%	12.5%
Older than usual for grade	0.5%	No change	0.5%	1.8%
Out-of-school suspensions or expulsions for violent and/or criminal offenses	0.0%	No change	0.0%	0.0%
Teachers (n = 57)				
Teachers with advanced degrees	75.4%	Down from 76.9%	65.2%	62.3%
Continuing contract teachers	86.0%	Down from 88.5%	86.7%	81.2%
Teachers returning from previous year	88.4%	Up from 86.3%	91.2%	88.4%
Teacher attendance rate	95.7%	Down from 95.9%	96.1%	95.3%
Average teacher salary*	\$48,884	Up 0.6%	\$49,876	\$47,902
Classes not taught by highly qualified teachers	1.6%	Up from 0.0%	1.4%	0.0%
Professional development days/teacher	9.6 days	Down from 12.3 days	9.6 days	10.9 days
School				
Principal's years at school	1.0	Down from 4.0	5.5	4.0
Student-teacher ratio in core subjects	18.7 to 1	Down from 19.2 to 1	21.8 to 1	19.9 to 1
Prime instructional time	90.9%	Down from 91.2%	92.1%	90.7%
Opportunities in the arts	Good	No change	Good	Good
SACS accreditation	Yes	No change	Yes	Yes
Parents attending conferences	100.0%	Up from 98.3%	100.0%	100.0%
Character development program	Good	No change	Excellent	Excellent
Dollars spent per pupil**	\$6,594	Up 13.4%	\$7,219	\$7,680
Percent of expenditures for instruction**	76.6%	Down from 77.0%	70.6%	66.8%
Percent of expenditures for teacher salaries**	75.9%	Down from 76.0%	69.8%	66.0%
ESEA composite index score	98.3	Up from 93.8	98.0	85.7

* Length of contract = 185+ days.

**Prior year audited financial data available.

EVALUATION RESULTS

	Teachers	Students*	Parents*
Number of surveys returned	39	138	37
Percent satisfied with learning environment	97.5%	82.6%	97.3%
Percent satisfied with social and physical environment	100.0%	81.7%	92.1%
Percent satisfied with school-home relations	97.5%	91.2%	84.2%

*Only students at the highest elementary school grade level at this school and their parents were included.

Comprehensive detail, including definitions of ratings, performance criteria, and explanations of status, is available on www.ed.sc.gov and www.eoc.sc.gov as well as school and school district websites.

Printed versions are available from school districts upon request.

REPORT OF PRINCIPAL AND SCHOOL IMPROVEMENT COUNCIL

The mission of Pleasant Knoll Elementary School is to develop and support a sense of community within each child, parent, and faculty member through purposeful learning experiences where all students are successfully reaching their highest potential. Pleasant Knoll Elementary School is proud to report that our school received an "A" for the state letter grade. The school also earned an "Excellent" Absolute Rating and an "Excellent" Growth Rating on our 2013 State Report Card. We received the Palmetto Gold Award for Student Academic Performance and the Palmetto Gold Award for Closing the Achievement Gap in 2013-2014. Our school has also continued to excel within the classroom. Pleasant Knoll received the "All Clear" status from the State Department of Education as a result of maintaining highly qualified teachers in each classroom. Students were provided many opportunities to get involved in school activities outside the classroom. We had Learning Clubs that were offered by members of our staff twice a month after school. These clubs included dance, fitness, music, golf, morning news, coding, scrabble, safety patrol, basketball, art, and book. Our staff members continued to grow professionally by participating in numerous innovative teaching strategies including Highly Effective Teaching, Lucy Calkins Writing, Project Based Learning, Daily 5, and Response to Intervention. The staff also helped with the Ronald McDonald House as a community outreach program. Several staff members received grants for new programs at Pleasant Knoll Elementary. Our school received a grant from Wal-Mart to offer in conjunction with our School Improvement Council, the first ever Bicycle Safety Night at Pleasant Knoll. We also received a Champions of Character grant from Harris Teeter and the Carolina Panthers which includes \$2500 and a Play 60 event at our school. Our hardworking Parent Teacher Organization continued to support our students and staff members in 2013-2014. They were able to raise money through various fundraisers to provide our staff with numerous classroom, related arts, and grade level supply requests. They also offered a Daddy-Daughter Dance and a Mother-Son Lego Night for our students and parents. With the help of the PTO, SIC, and all stakeholders at Pleasant Knoll, we look forward to continuing to work together to provide a safe and purposeful learning environment for our students.☐

Grey Young, Principal

Ann Finnegan, School Improvement Council Chairperson

Abbreviations Key

N/A-Not Applicable

N/AV-Not Available

N/C-Not Collected

N/R-Not Reported

I/S-Insufficient Sample

TBD-To Be Determined