



SC Annual School Report Card Summary

Riverview Elementary School

YORK 4

Grades: PK-5

Enrollment: 638

Principal: Annette Chinchilla

Superintendent: Dr. James N. Epps, Jr.

Board Chair: Patrick White

PERFORMANCE

Comprehensive detail, including definitions of ratings, performance criteria, and explanations of status, is available on www.ed.sc.gov and www.eoc.sc.gov as well as school and school district websites. Printed versions are available from school districts upon request.

| YEAR | ABSOLUTE RATING | GROWTH RATING | PALMETTO GOLD AND SILVER AWARD | | ESEA/FEDERAL ACCOUNTABILITY RATING SYSTEM | |
|------|-----------------|---------------|--------------------------------|-----------------|---|--------------------------|
| | | | General Performance | Closing the Gap | ESEA Grade | Accountability Indicator |
| 2014 | Excellent | Excellent | TBD | TBD | A | N/A |
| 2013 | Excellent | Good | GOLD | N/A | A | N/A |
| 2012 | Excellent | Excellent | GOLD | GOLD | A | N/A |

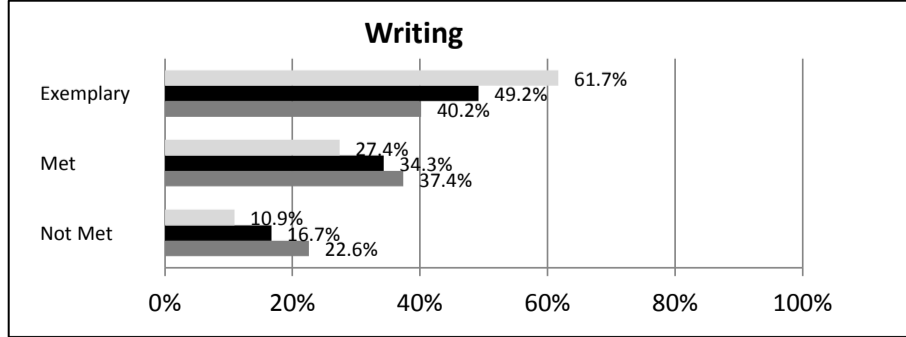
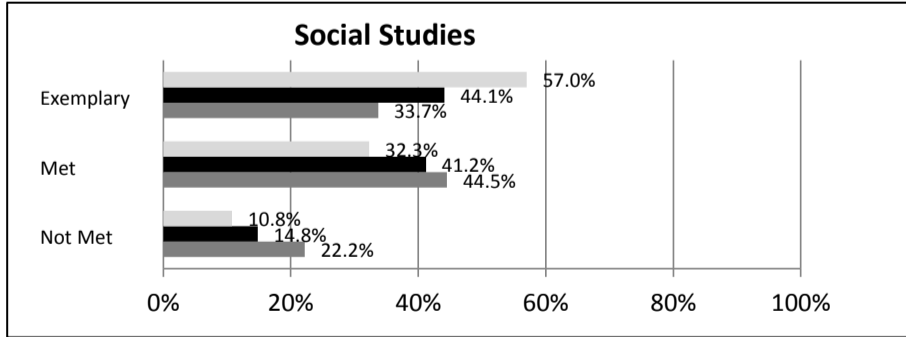
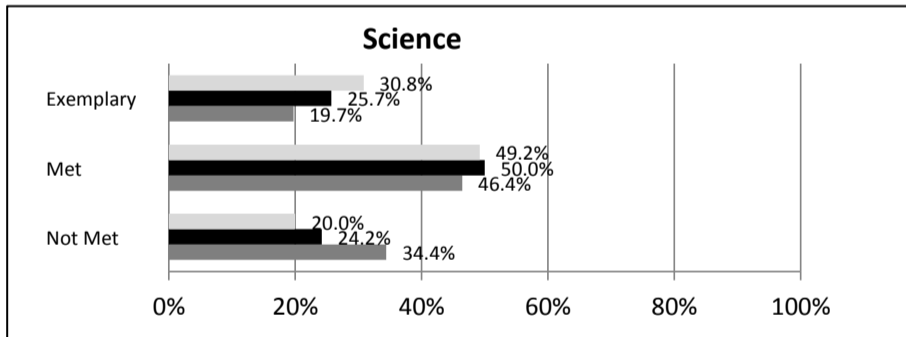
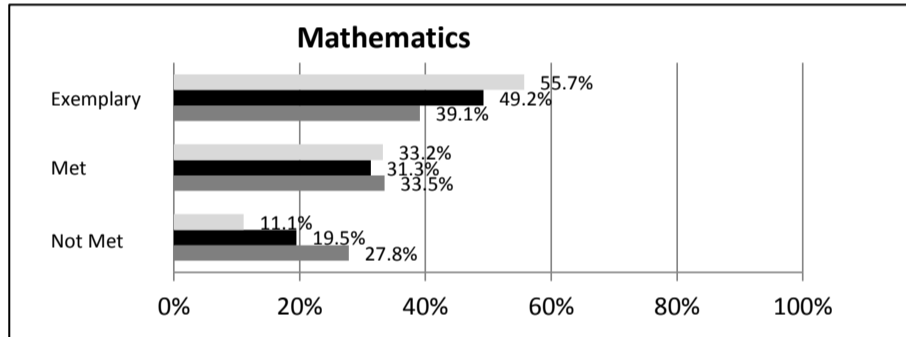
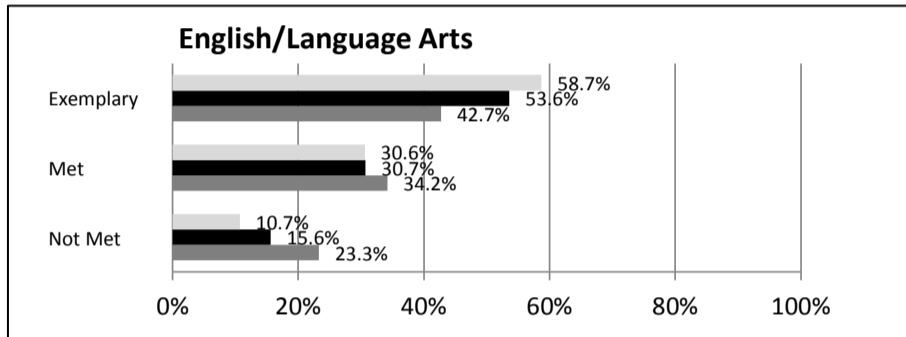
ABSOLUTE RATINGS OF ELEMENTARY SCHOOLS WITH STUDENTS LIKE OURS*

| EXCELLENT | GOOD | AVERAGE | BELOW AVERAGE | AT-RISK |
|-----------|------|---------|---------------|---------|
| 44 | 15 | 4 | 1 | 0 |

* Ratings are calculated with data available by 04/27/2015. Schools with Students Like Ours are Elementary Schools with Poverty Indices of no more than 5% above or below the index for this school.

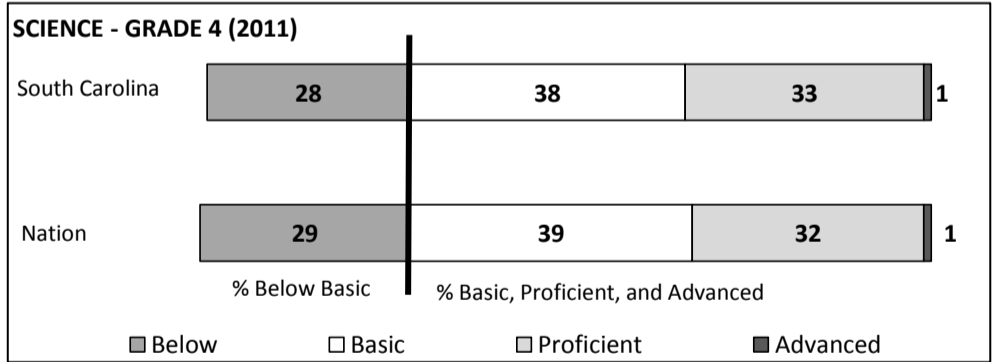
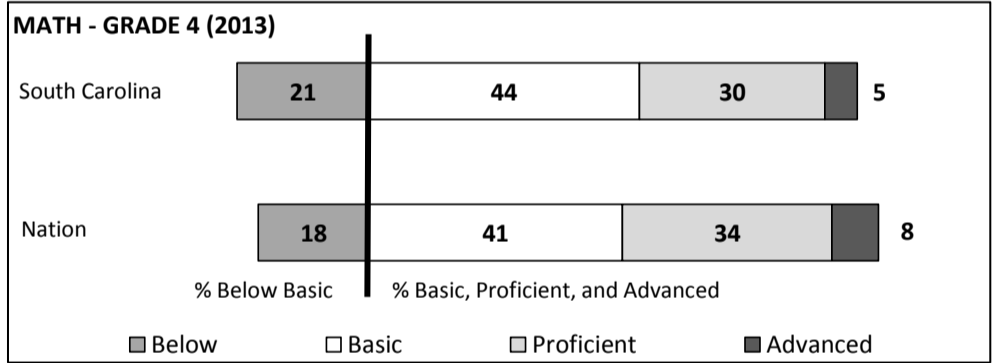
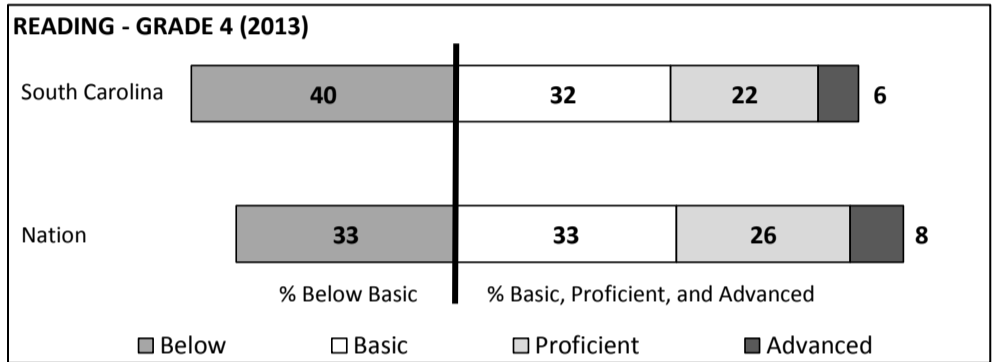
SC PASS PERFORMANCE

Our School Elementary Schools with Students Like Ours Elem Schools Statewide



NAEP*

*Performance reported for SC and nation, data not available at school level. Percentages at NAEP Achievement Levels.



SC PERFORMANCE VISION
By 2020 all students will graduate with the knowledge and skills necessary to compete successfully in the global economy, participate in a democratic society and contribute positively as members of families and communities.

Abbreviations Key

N/A-Not Applicable

N/AV-Not Available

N/C-Not Collected

N/R-Not Reported

I/S-Insufficient Sample

TBD-To Be Determined

**Riverview Elementary School
YORK 4**

SCHOOL PROFILE

| | Our School | Change from Last Year | Elementary Schools with Students Like Ours | Median Elementary Schools |
|--|------------|-----------------------|--|---------------------------|
| Students (n = 638) | | | | |
| Retention rate | 0.5% | Up from 0.0% | 0.8% | 1.0% |
| Attendance rate | 96.6% | Down from 96.7% | 96.8% | 96.5% |
| Served by gifted and talented program | 9.3% | Up from 7.5% | 10.9% | 7.3% |
| With disabilities | 15.2% | Up from 12.9% | 10.9% | 12.5% |
| Older than usual for grade | 0.5% | No change | 1.3% | 1.8% |
| Out-of-school suspensions or expulsions for violent and/or criminal offenses | 0.0% | No change | 0.0% | 0.0% |
| Teachers (n = 50) | | | | |
| Teachers with advanced degrees | 76.0% | Down from 80.0% | 64.0% | 62.3% |
| Continuing contract teachers | 88.0% | Up from 86.7% | 82.3% | 81.2% |
| Teachers returning from previous year | 92.7% | Up from 89.6% | 90.3% | 88.4% |
| Teacher attendance rate | 95.0% | Up from 94.2% | 95.5% | 95.3% |
| Average teacher salary* | \$50,057 | Down 0.9% | \$49,724 | \$47,902 |
| Classes not taught by highly qualified teachers | 2.0% | Down from 2.1% | 0.0% | 0.0% |
| Professional development days/teacher | 11.5 days | Down from 14.6 days | 11.0 days | 10.9 days |
| School | | | | |
| Principal's years at school | 13.0 | Up from 12.0 | 5.0 | 4.0 |
| Student-teacher ratio in core subjects | 18.8 to 1 | Down from 20.6 to 1 | 20.2 to 1 | 19.9 to 1 |
| Prime instructional time | 89.0% | No change | 91.5% | 90.7% |
| Opportunities in the arts | Good | No change | Good | Good |
| SACS accreditation | Yes | No change | Yes | Yes |
| Parents attending conferences | 90.9% | Down from 100.0% | 100.0% | 100.0% |
| Character development program | Average | Down from Good | Excellent | Excellent |
| Dollars spent per pupil** | \$8,616 | Up 2.3% | \$7,073 | \$7,680 |
| Percent of expenditures for instruction** | 71.9% | Up from 71.0% | 68.0% | 66.8% |
| Percent of expenditures for teacher salaries** | 70.5% | Up from 70.0% | 67.0% | 66.0% |
| ESEA composite index score | 93.4 | Up from 92.6 | 92.4 | 85.7 |

* Length of contract = 185+ days.

**Prior year audited financial data available.

EVALUATION RESULTS

| | Teachers | Students* | Parents* |
|--|----------|-----------|----------|
| Number of surveys returned | 47 | 91 | 30 |
| Percent satisfied with learning environment | 100.0% | 91.2% | 96.6% |
| Percent satisfied with social and physical environment | 97.9% | 93.3% | 96.6% |
| Percent satisfied with school-home relations | 100.0% | 93.4% | 72.4% |

*Only students at the highest elementary school grade level at this school and their parents were included.

Comprehensive detail, including definitions of ratings, performance criteria, and explanations of status, is available on www.ed.sc.gov and www.eoc.sc.gov as well as school and school district websites.

Printed versions are available from school districts upon request.

REPORT OF PRINCIPAL AND SCHOOL IMPROVEMENT COUNCIL

Riverview Elementary School believes in “Children First” and our school motto is “Whatever it takes”! Our highly qualified staff focuses on an instructional program which emphasizes individualized learning and active student involvement in the learning process. As a result of this goal we were recently awarded the Palmetto Gold Award for student achievement. ☒

Traditionally the student population at Riverview Elementary School has had limited growth because of the attendance area that it serves. However, even with the recent downturn in the economy and housing industry, Fort Mill has continued to experience positive student population growth. Riverview has experienced unprecedented fluctuations in our student population numbers due to the enrollment caps that were placed on two neighboring schools in our district. Also due to the extraordinary growth at our neighboring high schools the voters of the area recently passed a bond referendum that will allow for construction of a new Riverview Elementary School that is scheduled to open in 2014-2015. This will allow Fort Mill High School to expand into the current elementary school setting. The “New” Riverview Elementary School, located off of Spratt St. (US Business 21), is scheduled to open in January of 2015. The staff and students are excited about a Christmas move into their new building. ☒

Riverview Elementary School is fully accredited with the Southern Association of Colleges and Schools (SACS) and maintains an “all clear” status with the South Carolina Department of Education. We have been selected, by the State Department of Education, as one of four demonstration sites for our Response to Intervention (RtI) program and we work in partnership with Winthrop University in neighboring Rock Hill, SC. ☒

Recently our school staff parents and community members worked together to reassess our safety plan. This was done cooperatively to assure that we are prepared for any crisis situation while ensuring students the opportunity to continue to grow socially, behaviorally, and academically. We plan to review and adjust this plan with the mid-year move into our new building. ☒

Our students have the opportunity for learning outside of the classroom as well. Our “WHISK” (We Help Include Special Kids) group works with students in our school who have special needs. Our student body works with the Fort Mill Care Center, the Humane society, and other care groups from the community. Our children can participate in groups that offer input for the school as well, such as the Go Green Group, the STARS (students taking a responsibility at school), the Nutrition Group, Safety Patrol, and many others. ☒

As a result of these and other programs we are developing leaders among both our staff and our students. Riverview Elementary believes that all children can learn with the input and support of all stakeholders. Our focus is on individualized instruction which actively engages all students. These types of learning experiences will give students the foundation needed for success. ☒

Annette Chinchilla – Principal Yolanda Gordan – SIC Chairperson

Abbreviations Key

N/A-Not Applicable

N/AV-Not Available

N/C-Not Collected

N/R-Not Reported

I/S-Insufficient Sample

TBD-To Be Determined