



# SC Annual School Report Card Summary

**Old Pointe Elementary School**  
**YORK 3 - ROCK HILL**  
**Grades: PK-5** Enrollment: **581**  
**Principal: Dr. Tanya L Campbell**  
**Superintendent: Mr. John Taylor, Interim**  
**Board Chair: Jim Vining**

## PERFORMANCE

Comprehensive detail, including definitions of ratings, performance criteria, and explanations of status, is available on [www.ed.sc.gov](http://www.ed.sc.gov) and [www.eoc.sc.gov](http://www.eoc.sc.gov) as well as school and school district websites. Printed versions are available from school districts upon request.

YEAR	ABSOLUTE RATING	GROWTH RATING	PALMETTO GOLD AND SILVER AWARD		ESEA/FEDERAL ACCOUNTABILITY RATING SYSTEM	
			General Performance	Closing the Gap	ESEA Grade	Accountability Indicator
2014	Good	Average	TBD	TBD	B	N/A
2013	Good	Below Average	N/A	N/A	B	N/A
2012	Excellent	Excellent	GOLD	N/A	A	N/A

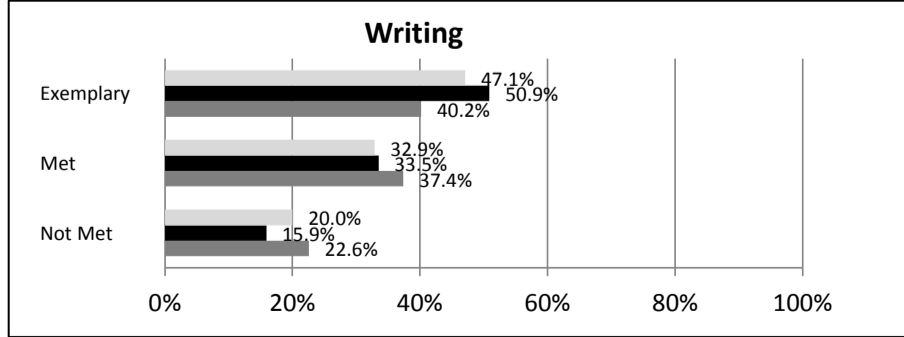
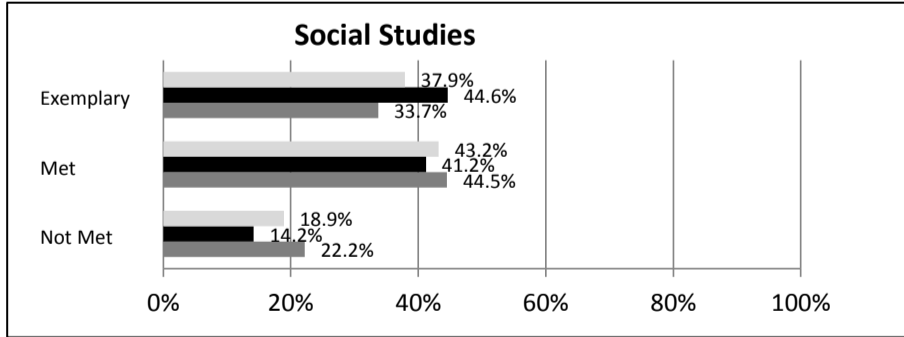
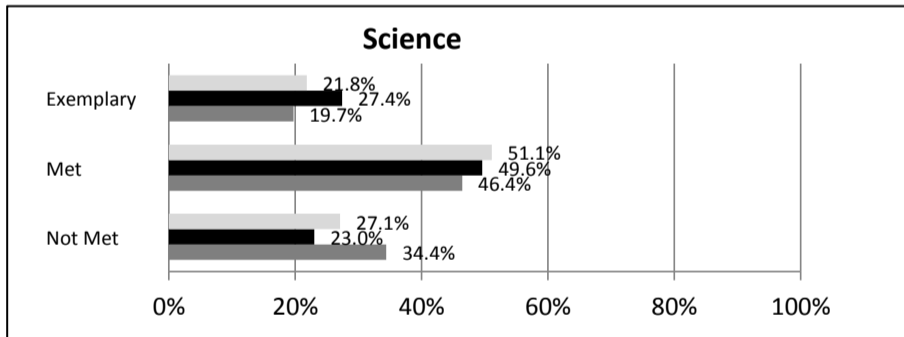
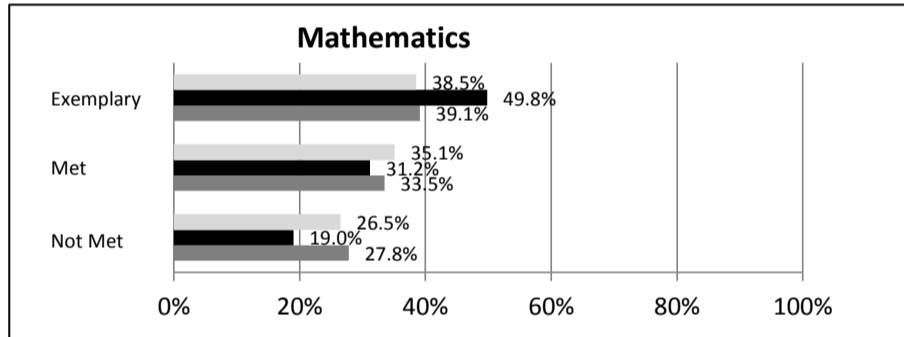
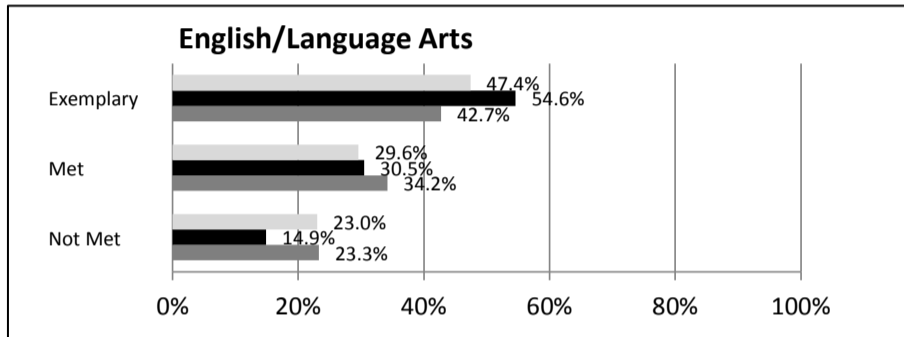
## ABSOLUTE RATINGS OF ELEMENTARY SCHOOLS WITH STUDENTS LIKE OURS\*

EXCELLENT	GOOD	AVERAGE	BELOW AVERAGE	AT-RISK
42	11	1	1	0

\* Ratings are calculated with data available by 04/27/2015. Schools with Students Like Ours are Elementary Schools with Poverty Indices of no more than 5% above or below the index for this school.

## SC PASS PERFORMANCE

Our School    Elementary Schools with Students Like Ours    Elem Schools Statewide



## NAEP\*

\*Performance reported for SC and nation, data not available at school level. Percentages at NAEP Achievement Levels.



## SC PERFORMANCE VISION

By 2020 all students will graduate with the knowledge and skills necessary to compete successfully in the global economy, participate in a democratic society and contribute positively as members of families and communities.

## Abbreviations Key

N/A-Not Applicable    N/AV-Not Available    N/C-Not Collected    N/R-Not Reported    I/S-Insufficient Sample    TBD-To Be Determined

**Old Pointe Elementary School  
YORK 3 - ROCK HILL**

**SCHOOL PROFILE**

	Our School	Change from Last Year	Elementary Schools with Students Like Ours	Median Elementary Schools
<b>Students (n = 581)</b>				
Retention rate	0.0%	No change	0.9%	1.0%
Attendance rate	97.2%	Up from 97.0%	96.9%	96.5%
Served by gifted and talented program	7.7%	Up from 5.4%	11.7%	7.3%
With disabilities	10.8%	Down from 10.9%	10.9%	12.5%
Older than usual for grade	0.7%	Down from 0.9%	1.3%	1.8%
Out-of-school suspensions or expulsions for violent and/or criminal offenses	0.0%	No change	0.0%	0.0%
<b>Teachers (n = 35)</b>				
Teachers with advanced degrees	68.6%	Up from 66.7%	64.3%	62.3%
Continuing contract teachers	88.6%	Up from 83.3%	82.4%	81.2%
Teachers returning from previous year	93.8%	Up from 90.2%	90.3%	88.4%
Teacher attendance rate	96.6%	Up from 95.8%	95.6%	95.3%
Average teacher salary*	\$52,783	Up 0.7%	\$48,499	\$47,902
Classes not taught by highly qualified teachers	2.5%	Up from 2.3%	0.0%	0.0%
Professional development days/teacher	8.5 days	Up from 7.7 days	10.0 days	10.9 days
<b>School</b>				
Principal's years at school	5.0	Up from 4.0	3.0	4.0
Student-teacher ratio in core subjects	N/R	N/A	20.2 to 1	19.9 to 1
Prime instructional time	92.7%	Up from 91.5%	91.4%	90.7%
Opportunities in the arts	Good	No change	Good	Good
SACS accreditation	Yes	No change	Yes	Yes
Parents attending conferences	100.0%	No change	100.0%	100.0%
Character development program	Excellent	Up from Good	Excellent	Excellent
Dollars spent per pupil**	\$6,154	Up 2.8%	\$7,103	\$7,680
Percent of expenditures for instruction**	70.7%	Down from 71.0%	67.6%	66.8%
Percent of expenditures for teacher salaries**	70.0%	No change	67.0%	66.0%
ESEA composite index score	83.2	Up from 83.1	92.4	85.7

\* Length of contract = 185+ days.

\*\*Prior year audited financial data available.

**EVALUATION RESULTS**

	Teachers	Students*	Parents*
Number of surveys returned	19	90	28
Percent satisfied with learning environment	94.7%	95.6%	89.3%
Percent satisfied with social and physical environment	94.7%	94.3%	92.5%
Percent satisfied with school-home relations	95.0%	93.3%	75.0%

\*Only students at the highest elementary school grade level at this school and their parents were included.

Comprehensive detail, including definitions of ratings, performance criteria, and explanations of status, is available on [www.ed.sc.gov](http://www.ed.sc.gov) and [www.eoc.sc.gov](http://www.eoc.sc.gov) as well as school and school district websites.

Printed versions are available from school districts upon request.

**REPORT OF PRINCIPAL AND SCHOOL IMPROVEMENT COUNCIL**

Old Pointe served 581 students from four-year-old kindergarten to fifth grade during the 2013 – 2014 school year. We are a Palmetto Gold and Silver Award winning school with a focus on service to our community and our world. ☒

☒ Outside from being active in the communities in which they live, our students have taken an active role in their school community with the option to serve on various clubs and committees such as Safety Patrol, Student Council, Panther Pals, Green Team, Fellowship of Christian Athletes, and many others. Within these clubs, students are held responsible for assisting with the inner-workings of our school. The overall effect is a greater appreciation and sense of ownership of their school. In addition, our students have donated over \$12,000 to charities as well as assisting 25 of our own families at Thanksgiving and Christmas. ☒

☒ Our high quality faculty has continued to learn and grow by attending and leading various professional development sessions through our clustered Late Start days. Several of our teachers are pursuing advanced degrees in the areas of curriculum and instruction and administration. In addition, our school received over \$5,000 in grants to support and enhance our wonderful educational program. ☒

☒ Enhancing the safety of our students was also a focus of this school year. Teachers and students participated in various situational emergency drills. Parents were acclimated to using our new secure front entrance and visitor sign-in protocols. Security cameras and viewing software were also installed throughout the building. ☒

☒ Various activities were held throughout the year to promote positive family-school relationships. Our PTO's focus on student health was proven with the installation of a walking/running trail. Our students have enjoyed having the option to track their walking/running distances during recess! SIC continued to promote advocacy for Public Education this year and hosted a parent session to learn about new laws affecting education as well as the candidates for State Superintendent candidate platforms. ☒

Dr. Tanya L Campbell-Principal

**Abbreviations Key**

**N/A**-Not Applicable

**N/AV**-Not Available

**N/C**-Not Collected

**N/R**-Not Reported

**I/S**-Insufficient Sample

**TBD**-To Be Determined