



# SC Annual School Report Card Summary

**MT GALLANT ELEMENTARY**  
**YORK 3 - ROCK HILL**  
**Grades: K-5** Enrollment: 458  
**Principal: Ms. Latoya Dixon**  
**Superintendent: Mr. John Taylor, Interim**  
**Board Chair: Jim Vining**

## PERFORMANCE

Comprehensive detail, including definitions of ratings, performance criteria, and explanations of status, is available on [www.ed.sc.gov](http://www.ed.sc.gov) and [www.eoc.sc.gov](http://www.eoc.sc.gov) as well as school and school district websites. Printed versions are available from school districts upon request.

YEAR	ABSOLUTE RATING	GROWTH RATING	PALMETTO GOLD AND SILVER AWARD		ESEA/FEDERAL ACCOUNTABILITY RATING SYSTEM	
			General Performance	Closing the Gap	ESEA Grade	Accountability Indicator
2014	Excellent	Good	TBD	TBD	A	N/A
2013	Excellent	Good	GOLD	N/A	A	N/A
2012	Excellent	Good	GOLD	N/A	A	N/A

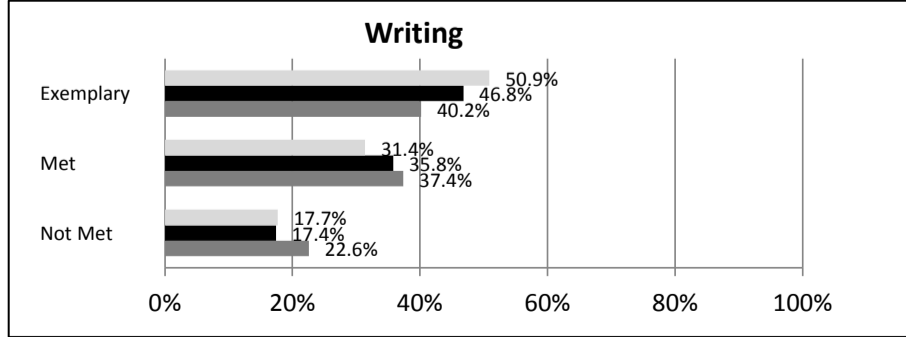
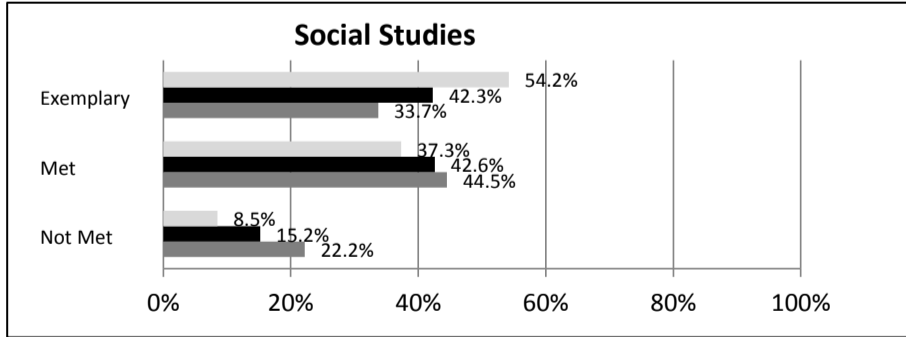
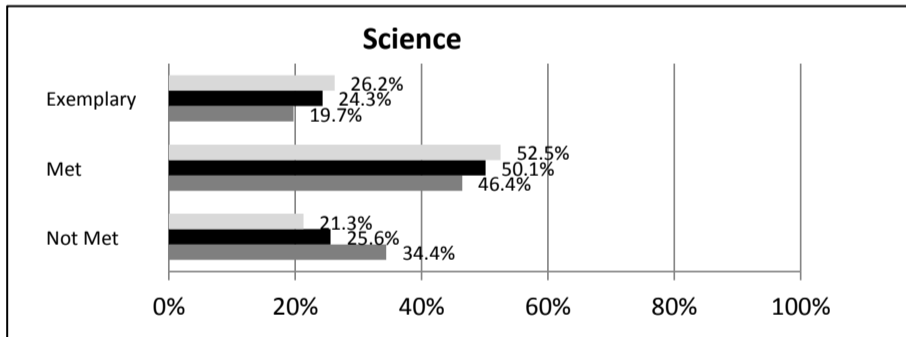
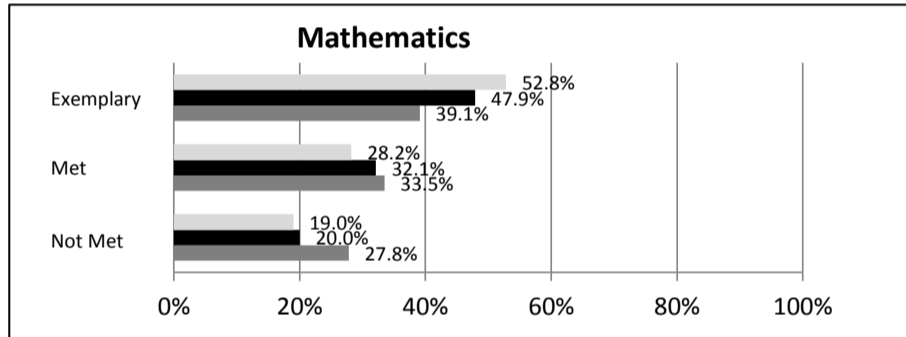
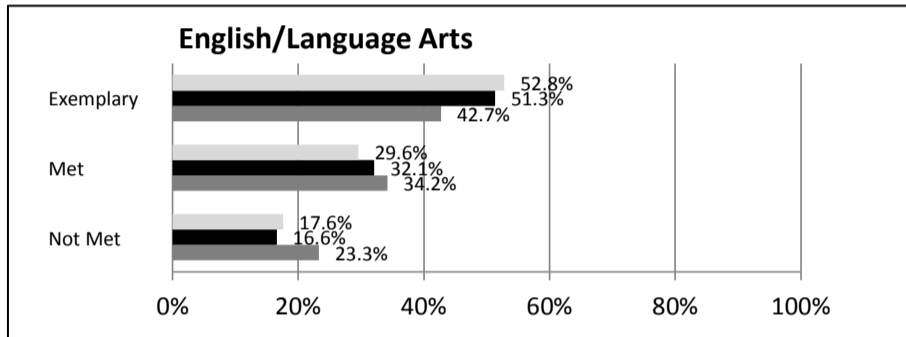
## ABSOLUTE RATINGS OF ELEMENTARY SCHOOLS WITH STUDENTS LIKE OURS\*

EXCELLENT	GOOD	AVERAGE	BELOW AVERAGE	AT-RISK
43	25	6	1	0

\* Ratings are calculated with data available by 04/27/2015. Schools with Students Like Ours are Elementary Schools with Poverty Indices of no more than 5% above or below the index for this school.

## SC PASS PERFORMANCE

Our School    Elementary Schools with Students Like Ours    Elem Schools Statewide



## NAEP\*

\*Performance reported for SC and nation, data not available at school level. Percentages at NAEP Achievement Levels.



## SC PERFORMANCE VISION

By 2020 all students will graduate with the knowledge and skills necessary to compete successfully in the global economy, participate in a democratic society and contribute positively as members of families and communities.

### Abbreviations Key

N/A-Not Applicable    N/AV-Not Available    N/C-Not Collected    N/R-Not Reported    I/S-Insufficient Sample    TBD-To Be Determined

**MT GALLANT ELEMENTARY  
YORK 3 - ROCK HILL**

**SCHOOL PROFILE**

	Our School	Change from Last Year	Elementary Schools with Students Like Ours	Median Elementary Schools
<b>Students (n = 458)</b>				
Retention rate	0.4%	Up from 0.2%	0.5%	1.0%
Attendance rate	96.5%	Down from 96.7%	96.7%	96.5%
Served by gifted and talented program	5.9%	Down from 8.9%	10.4%	7.3%
With disabilities	9.4%	Down from 10.2%	11.4%	12.5%
Older than usual for grade	0.4%	Up from 0.2%	1.3%	1.8%
Out-of-school suspensions or expulsions for violent and/or criminal offenses	0.0%	N/A	0.0%	0.0%
<b>Teachers (n = 30)</b>				
Teachers with advanced degrees	60.0%	Down from 63.3%	63.6%	62.3%
Continuing contract teachers	80.0%	No change	82.4%	81.2%
Teachers returning from previous year	91.9%	Up from 88.6%	89.1%	88.4%
Teacher attendance rate	97.1%	Up from 97.0%	95.3%	95.3%
Average teacher salary*	\$50,653	Up 1.0%	\$49,724	\$47,902
Classes not taught by highly qualified teachers	0.0%	No change	0.0%	0.0%
Professional development days/teacher	7.4 days	N/A	11.1 days	10.9 days
<b>School</b>				
Principal's years at school	6.5	N/A	5.0	4.0
Student-teacher ratio in core subjects	19.8 to 1	N/A	20.6 to 1	19.9 to 1
Prime instructional time	92.7%	Down from 92.8%	91.5%	90.7%
Opportunities in the arts	Good	N/A	Good	Good
SACS accreditation	Yes	N/A	Yes	Yes
Parents attending conferences	89.7%	N/A	100.0%	100.0%
Character development program	Excellent	N/A	Excellent	Excellent
Dollars spent per pupil**	\$6,114	Down 3.2%	\$7,005	\$7,680
Percent of expenditures for instruction**	71.9%	Down from 72.0%	68.3%	66.8%
Percent of expenditures for teacher salaries**	71.0%	No change	67.3%	66.0%
ESEA composite index score	94.9	Down from 99.8	92.1	85.7

\* Length of contract = 185+ days.

\*\*Prior year audited financial data available.

**EVALUATION RESULTS**

	Teachers	Students*	Parents*
Number of surveys returned	16	75	23
Percent satisfied with learning environment	100.0%	92.0%	87.0%
Percent satisfied with social and physical environment	100.0%	89.2%	95.7%
Percent satisfied with school-home relations	100.0%	90.5%	78.2%

\*Only students at the highest elementary school grade level at this school and their parents were included.

Comprehensive detail, including definitions of ratings, performance criteria, and explanations of status, is available on [www.ed.sc.gov](http://www.ed.sc.gov) and [www.eoc.sc.gov](http://www.eoc.sc.gov) as well as school and school district websites.

Printed versions are available from school districts upon request.

**REPORT OF PRINCIPAL AND SCHOOL IMPROVEMENT COUNCIL**

Mt. Gallant Elementary School strives for continuous improvement each school year. We are proud of the accomplishments of our staff, parents, and students. Our school has a long standing tradition of excellence and we work diligently to make forward progress in the area of student achievement each school year. Our teachers continue to work as a Professional Learning Community and collaborate to plan engaging lessons, analyzing data, and using it to inform their instruction. [?]

[?] We have been blessed with a large support group of parents and community volunteers who log thousands of hours of service to our school each year. The Mount Gallant PTA is always at work in some capacity. The School Improvement Council also continues to work diligently to benefit the students of Mt. Gallant School. [?]

[?] The students at Mount Gallant are exposed to a variety of programs and activities used to help them learn and prepare them for success. We continue to implement our character education program, "The Knight Way is the Right Way", and our character and leadership development club for boys known as Knights of the Roundtable and our club for girls known as Gallant Girls club. Our clubs focus on leadership and social skills that greatly impact the academic success of students. [?]

[?] We are extremely proud of our 2013 Palmetto Gold Award and are committed to working as a professional learning community. We will continue to work to ensure that all students are receiving a quality educational experience at Mt. Gallant Elementary school and believe that by working together with students, parents, and the greater school community we will be able to continue the progress made thus far. Our commitment to providing an engaging educational experience for each child is unwavering, and we are dedicated to our work as we prepare our future, one child at a time. [?]

[?] Latoya N. Dixon, Principal Jennifer Newton, SIC Chair

**Abbreviations Key**

N/A-Not Applicable

N/AV-Not Available

N/C-Not Collected

N/R-Not Reported

I/S-Insufficient Sample

TBD-To Be Determined