



SC Annual School Report Card Summary

York Road Elementary
YORK 3 - ROCK HILL

Grades: K-5

Enrollment: 362

Principal: J. Patrick Robinson

Superintendent: Mr. John Taylor, Interim

Board Chair: Jim Vining

PERFORMANCE

Comprehensive detail, including definitions of ratings, performance criteria, and explanations of status, is available on www.ed.sc.gov and www.eoc.sc.gov as well as school and school district websites. Printed versions are available from school districts upon request.

YEAR	ABSOLUTE RATING	GROWTH RATING	PALMETTO GOLD AND SILVER AWARD		ESEA/FEDERAL ACCOUNTABILITY RATING SYSTEM	
			General Performance	Closing the Gap	ESEA Grade	Accountability Indicator
2014	Good	Below Average	TBD	TBD	A	N/A
2013	Average	Below Average	N/A	N/A	C	N/A
2012	Good	Excellent	GOLD	N/A	A	N/A

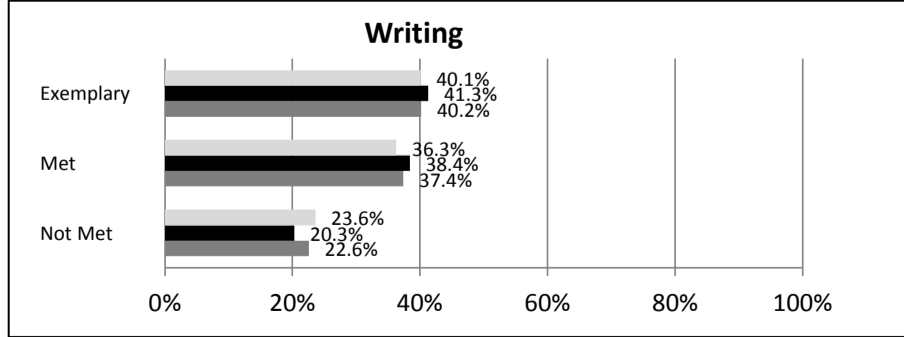
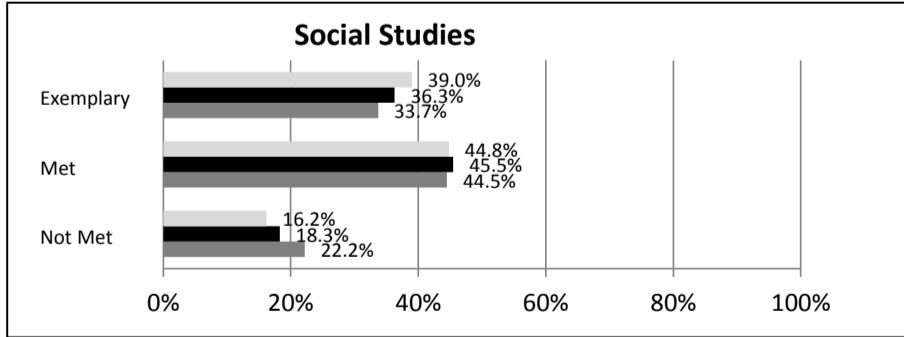
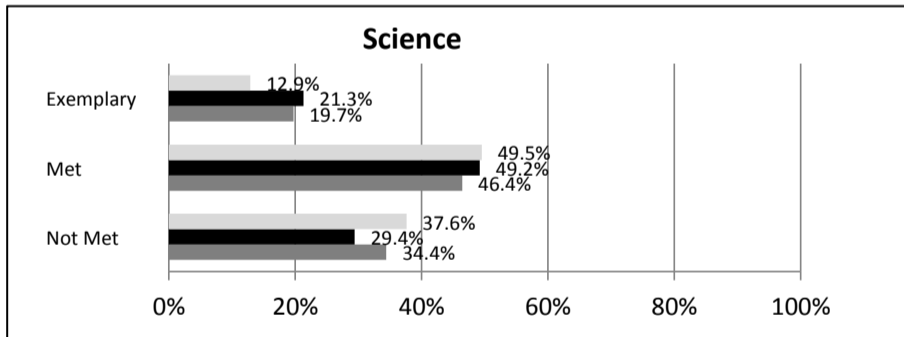
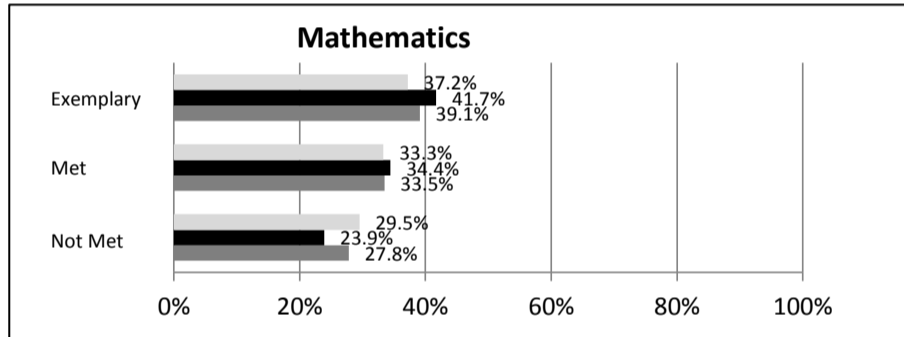
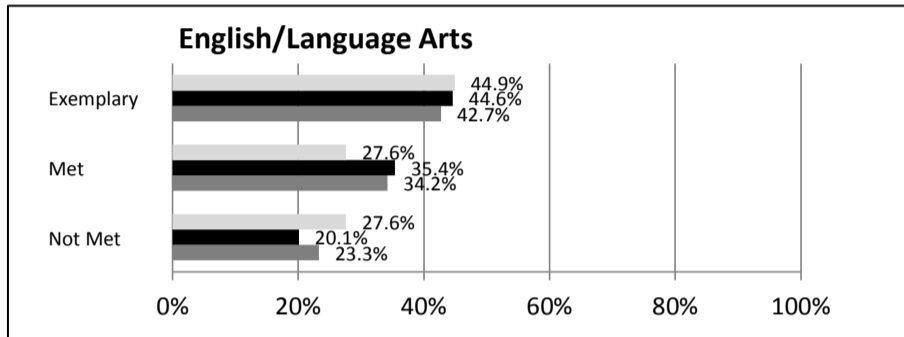
ABSOLUTE RATINGS OF ELEMENTARY SCHOOLS WITH STUDENTS LIKE OURS*

EXCELLENT	GOOD	AVERAGE	BELOW AVERAGE	AT-RISK
36	46	31	2	0

* Ratings are calculated with data available by 04/27/2015. Schools with Students Like Ours are Elementary Schools with Poverty Indices of no more than 5% above or below the index for this school.


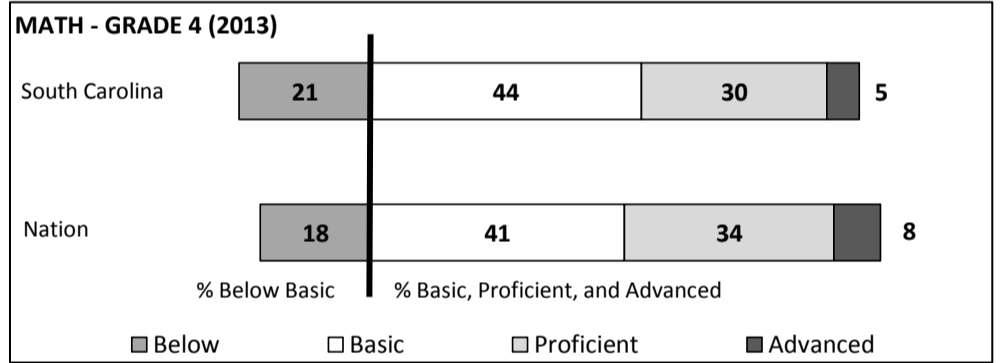
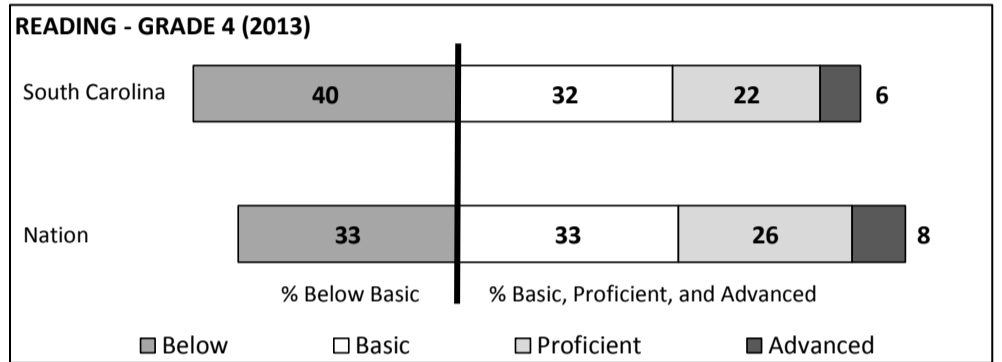
SC PASS PERFORMANCE

Our School Elementary Schools with Students Like Ours Elem Schools Statewide



NAEP*

*Performance reported for SC and nation, data not available at school level. Percentages at NAEP Achievement Levels.



SC PERFORMANCE VISION

By 2020 all students will graduate with the knowledge and skills necessary to compete successfully in the global economy, participate in a democratic society and contribute positively as members of families and communities.

Abbreviations Key

N/A-Not Applicable

N/AV-Not Available

N/C-Not Collected

N/R-Not Reported

I/S-Insufficient Sample

TBD-To Be Determined

**York Road Elementary
YORK 3 - ROCK HILL**

SCHOOL PROFILE

	Our School	Change from Last Year	Elementary Schools with Students Like Ours	Median Elementary Schools
Students (n = 362)				
Retention rate	1.6%	Up from 1.3%	1.1%	1.0%
Attendance rate	96.0%	Down from 96.4%	96.4%	96.5%
Served by gifted and talented program	6.0%	Down from 7.1%	8.0%	7.3%
With disabilities	21.6%	Up from 16.8%	13.2%	12.5%
Older than usual for grade	2.2%	Up from 1.3%	2.1%	1.8%
Out-of-school suspensions or expulsions for violent and/or criminal offenses	0.0%	No change	0.0%	0.0%
Teachers (n = 26)				
Teachers with advanced degrees	50.0%	Up from 48.0%	61.1%	62.3%
Continuing contract teachers	73.1%	Down from 92.0%	84.4%	81.2%
Teachers returning from previous year	75.1%	Down from 84.2%	89.6%	88.4%
Teacher attendance rate	96.9%	Up from 95.6%	95.4%	95.3%
Average teacher salary*	\$47,297	Down 4.4%	\$48,630	\$47,902
Classes not taught by highly qualified teachers	0.0%	No change	0.0%	0.0%
Professional development days/teacher	7.8 days	Down from 11.5 days	11.1 days	10.9 days
School				
Principal's years at school	7.0	Up from 6.0	5.0	4.0
Student-teacher ratio in core subjects	18.8 to 1	Down from 20.6 to 1	20.4 to 1	19.9 to 1
Prime instructional time	91.8%	Up from 90.8%	90.5%	90.7%
Opportunities in the arts	Good	No change	Good	Good
SACS accreditation	Yes	No change	Yes	Yes
Parents attending conferences	100.0%	No change	100.0%	100.0%
Character development program	Average	Down from Good	Excellent	Excellent
Dollars spent per pupil**	\$7,207	Down 5.7%	\$7,288	\$7,680
Percent of expenditures for instruction**	73.7%	Up from 73.0%	67.6%	66.8%
Percent of expenditures for teacher salaries**	72.5%	Up from 72.0%	66.9%	66.0%
ESEA composite index score	91.1	Up from 77.9	89.3	85.7

* Length of contract = 185+ days.

**Prior year audited financial data available.

EVALUATION RESULTS

	Teachers	Students*	Parents*
Number of surveys returned	15	53	26
Percent satisfied with learning environment	100.0%	96.2%	96.1%
Percent satisfied with social and physical environment	93.3%	86.8%	88.4%
Percent satisfied with school-home relations	86.7%	86.8%	76.0%

*Only students at the highest elementary school grade level at this school and their parents were included.

Comprehensive detail, including definitions of ratings, performance criteria, and explanations of status, is available on www.ed.sc.gov and www.eoc.sc.gov as well as school and school district websites.

Printed versions are available from school districts upon request.

REPORT OF PRINCIPAL AND SCHOOL IMPROVEMENT COUNCIL

At York Road Elementary School we continue to operate with the core belief that all of our decisions should focus on what is best for our students. As our staff set school improvement goals for this school year, this belief was our guiding principle. Our primary goals for the school year included strengthening our core subject areas of math and language arts, focusing on becoming a true PLC – professional learning community - through feedback between all stakeholders - students, staff, and administration, and our final goal was increasing the morale of our entire school. With the addition of a math coach, we were able to assist teachers with planning support as well as professional development. This in turn resulted in better than average growth in all grade levels as demonstrated on the MAP test – Fall to Spring score comparison. Literacy instruction was improved through diligent use of our district’s Literacy Expectation Guide, along with the formation of clubs like the “Morning Reading Buddies” program. A process for feedback was developed and shared at all levels – from student to teacher, teacher to student, administration to teacher, and teacher to administration. This resulted in a heightened sense of cooperation and understanding among all stakeholders. Finally, efforts were taken at increasing faculty/staff and student morale through systematic processes of recognition, shout outs, and support. The school increased the presence of 1 to 1 technology, outfitting all students in grades three through five with iPads. This enabled these students to have a direct source for current information as well as access to many new learning tools – online sources and applications. Our staff is proud of our students’ accomplishments in 2013-2014. We owe special thanks to a very strong PTA which has worked tirelessly to raise funds for important school supplies and projects.☐

J. Patrick Robinson, Principal
Chairman

Jim Kennedy, SIC

Abbreviations Key

N/A-Not Applicable

N/AV-Not Available

N/C-Not Collected

N/R-Not Reported

I/S-Insufficient Sample

TBD-To Be Determined